



THE LONDON SCHOOL
OF ECONOMICS AND
POLITICAL SCIENCE ■

130
years EST 1895



GRADUATE STUDY 2026/27



Contents

| | |
|---------------------------------|----|
| Welcome | 1 |
| Why LSE? | 5 |
| Research | 7 |
| Study at LSE | 11 |
| Support | 12 |
| Volunteering | 14 |
| Careers | 15 |
| Our campus | 17 |
| Accommodation | 22 |
| Applying to LSE | 24 |
| Fees and funding | 28 |
| Meet, visit and discover LSE | 29 |
| Our graduate programmes | 32 |
| Equity, diversity and inclusion | 46 |

KEY DATES

8 October 2025

Graduate applications open

10 December 2025

Early funding application deadline
for some research programmes

January 2026

First decisions issued

14 January 2026

First funding application deadline
for some research programmes

23 April 2026

Funding application deadline for
taught master's study

27 May 2026

Second funding application
deadline for some research
programmes

TERM DATES

Autumn Term

Monday 28 September 2026

Friday 11 December 2026

Winter Term

Monday 11 January 2027

Thursday 25 March 2027

Spring Term

Monday 26 April 2027

Friday 11 June 2027



Welcome



LSE is a special institution. Among the world's leading universities for the study of the social sciences, it attracts extraordinarily talented students from over 140 countries – making it also the world's most truly global institution of higher education. Students are taught by an equally multinational faculty of scholars at the forefront of the social sciences: experts whose research is relied upon, and whose advice is regularly sought, by governments, businesses, and media. As perhaps the most international university on Earth, we thrive on diversity, open discussion, tolerance, and mutual respect – core values to which we're deeply committed.

Location matters, too, and LSE takes full advantage of its position in the heart of London, one of the world's most cosmopolitan and vibrant cities. One consequence is to make LSE a unique forum for public debate, able routinely to attract heads of state, top global officials, corporate leaders, Nobel laureates, and social activists to participate in our vibrant public events programme.

We never rest on our laurels, however, and seek continuously to respond to the fast-changing world in which we now live. On sustainability, the advance of new technologies, and the role of the social sciences, among other issues, we're committed to positive changes that will help us shape the world's future and achieve global impact through our teaching, our research, and the accomplishments of our graduates, who go on to remarkable careers in virtually every field.

It's a truly exciting time to join LSE. I'm confident that your time here will be an unparalleled intellectual and personal journey – one that will profoundly and positively shape your future. LSE will help you and challenge you and guide you to grow and learn. But if you want an adventure, an opportunity to be part of one of the world's great intellectual environments, we look forward to welcoming you to the School.

Larry Kramer

LSE President and Vice Chancellor





“

I feel constantly inspired at LSE. Whether this inspiration strikes while attending a public lecture, during a class or while walking around London, LSE provides me with a space to further develop my own thinking on the topics I'm passionate about and approach those topics from new perspectives. My curiosity and creativity have grown immensely since starting my programme. ”

Sara George

Boulder, Colorado, USA

MSc Media and Communications (Media and Communication Governance)



Why LSE?



A world-leading university

We strive to accomplish excellence in all of our endeavours, helping students, alumni and staff to achieve their full potential in everything they do. We're ranked sixth in the world for the study of social science and management subjects (QS World University Rankings by Subject 2025).

Over 200 public lectures each year

As part of our Public Lecture Programme, you can hear from some of the most influential figures in the social sciences. Speakers address a wide range of topical issues affecting society today and into the future.

One compact campus

Our compact campus is in the centre of London and this location is fundamental to our identity. Despite the busy feel of the surrounding area, our campus has a real sense of community.

Social science specialists

We're unique in our dedication to the field of social sciences. We pioneered the study of economics, international relations and anthropology, and LSE academics continue to be leading thinkers in their fields.

People and ideas that transform the world

Our approach is to challenge existing ways of thinking and seek to understand the causes of things in order to transform them. We help governments, NGOs and businesses tackle the world's problems.

An international community

We're one of the most internationally-diverse universities in the world. We're committed to building a vibrant, equitable and truly inclusive internationally-diverse environment.

lse.ac.uk/lse-at-a-glance



LSE has been a place of growth, challenge, and inspiration. Every lecture encourages me to think critically and strategically. The support from faculty, the opportunities to connect with a diverse community, and the countless chances to apply what I've learnt to real-world scenarios have all played a key role in shaping my confidence and ambitions.



Ngoc Thu Huong Le
Hanoi, Vietnam
MSc Marketing



“

LSE is a wonderful place to pursue postgraduate research. In addition to being in one of the world's greatest cities, I've felt supported to pursue my research interests, get involved with the LSE community, and start thinking about future career goals. ”

Mina Rigby-Thompson
Vancouver, Canada
MPhil/PhD International History



Our staff research issues affecting society today, and their expertise is recognised around the world.

Our position as a world-leading research university was confirmed by the most recent Research Excellence Framework (2021). The School topped or came close to the top of a number of rankings for research excellence. We also head national tables of excellence in several individual subject areas.

Discover how LSE research impacts society: lse.ac.uk/research

Investigate academic research interests and find an expert: lse.ac.uk/people





Reforming the law on storage time limits for frozen eggs

Research led by **Professor Emily Jackson** (LSE Law School) identified how current UK law on egg freezing breaches human rights, and can increase the emotional and financial costs for women seeking treatment.



Shaping global climate change policy

LSE's **Grantham Research Institute** has influenced national and global responses to climate change by demonstrating how climate policy can encourage sustainable economic growth.



Regulating media power in democracies

Research by the Department of Media and Communication's **Dr Damian Tambini** identified new legal concepts for constraining the power of platform companies, helping to protect media plurality and freedom of expression.



Measuring and improving safety culture in the aviation industry

By developing a methodology for systematically measuring safety culture in air traffic management, research by the Department of Psychological and Behavioural Science's **Dr Tom Reader** has helped to strengthen European air safety.



“

At LSE I've built incredible friendships with people from all over the world, discovering we have far more in common than I'd imagined. The campus offers inspiring spaces, from cosy study rooms to mezzanines with stunning views, creating a welcoming atmosphere. Combined with faculty who are world-leading experts producing deeply impactful work, LSE offers an unmatched environment to grow academically and personally. ”

Anxhelo Cika

Tirana, Albania

MSc in Accounting, Organisations and Institutions



LSE offers a range of graduate study options, from executive programmes to taught master's and research programmes. We have a number of joint or double degree options in partnership with other institutions. You may have the opportunity to study abroad at another institution during your studies too. In addition, we welcome visiting research students and staff from other institutions for short periods of time.

We also offer a number of other study programmes, such as a Summer School, online certificate courses, and University of London qualifications with academic direction from LSE.

Taught master's programmes

We teach over 140 taught master's across a wide range of subjects. The majority span one calendar year, though a few are nine or ten months long and others span two years. Many of our master's programmes can be studied part-time or full-time. We also offer a number of executive programmes designed for working professionals, some of which are taught in modular blocks, and others in the evenings.

For the majority of our master's programmes you'll attend lectures and seminars each week, as well as other group activities. You'll also spend a lot of time undertaking independent study.

Most programmes include a piece of independent research culminating in a dissertation, which you work on over the summer.

Research programmes

We offer a number of research programmes (MRes/PhD and MPhil/PhD programmes), which normally start in September. Both offer the chance to complete a substantial piece of supervised work worthy of publication. In addition, your programme may include some taught elements. The total duration of programmes varies. Some may be available part-time after discussion with your academic department.

We welcome applications that complement the academic interests of members of staff, and we recommend that you investigate staff research interests before applying.

You'll find all the latest information about our programmes online, including details on entry requirements, programme structure and fees and funding opportunities.

lse.ac.uk/graduate
lse.ac.uk/study

We're here to help, whether you need academic assistance or support with your welfare and wellbeing.

Academic guidance and resources

Students on most master's programmes have an **academic mentor** who can advise and help with any academic, administrative or personal issues. Students also have additional support from their department: from class or seminar teachers, their programme director and from professional services staff.

The **Learning Lab** is dedicated to supporting you in your studies and the development of your academic skills. The team offers practical workshops and one-to-one advice on postgraduate-level learning – from essay writing and research to managing workloads and deadlines – helping you grow as a scholar and critical thinker.

The **PhD Academy** provides a physical and digital space for PhD students. It provides advice and registry services, delivers a professional development training programme – including support for those exploring non-academic careers – hosts events and activities, and is home to the School's ESRC-funded Doctoral Training Partnership.

LSE Library offers excellent print and online resources and a superb, modern study environment with extensive opening hours. Each academic department has a dedicated librarian that can help with any library questions.

We have all the **IT facilities** you'd expect, from common desktop applications to specialist software, lecture capture, a virtual learning environment, and assistive technology for disabled students.

The **Language Centre** offers language courses, including an English pre-session programme, related to the social sciences. During the academic year, you can also register for English language support or for modern language courses.

Student support

LSE LIFE is your guide to the opportunities, events, resources, and support available across the School. It helps you make sense of everything beyond your degree – from finding the right team or service to meeting new people, exploring London, or preparing for your life after you graduate. LSE LIFE also offers workshops and one-to-one conversations around personal development, what success means to you, and making the most of your time at LSE.

The **Student Wellbeing Service** provides help and assistance to ensure that you get the most out of your experience at LSE. They bring together key student-facing services:

- The **Disability and Mental Health Service** is the first point of contact for students with disabilities, long-term medical and mental health conditions, and specific learning difficulties such as dyslexia. They can help you to create "My Adjustments" which is a way of putting in place agreed "reasonable adjustments" to support your studies.



- Students seeking wellbeing support can book an appointment with a **Wellbeing Advisor** to talk through any issues you're experiencing. Together, you can explore a range of support options, including the Peer Support Scheme and the Student Counselling Service listed below, as well as self-care strategies, wellbeing workshops and other helpful resources and services.
- The **Student Counselling Service** offers confidential, time-limited counselling to support and help you understand any issues or difficulties that may affect your wellbeing. Counselling can help identify emotional or psychological difficulties, develop coping strategies and help promote wellbeing.
- Finally, the **Peer Support Scheme** is a crucial service where students can talk to peer supporters, who are trained student volunteers, about anything they're worried about. Peer supporters offer a non-judgmental, confidential listening space to any LSE student.

Staff in the **Student Services Centre** are also there to answer general queries and can point you in the direction of other LSE services.

There's a **Deputy Head of Student Services (Advice and Policy)** who can provide advice and guidance.

On campus, we also have **St Philips Medical Centre**, which provides NHS Primary Care services to registered patients and **Sardinia House Dental Practice**, which offers discounted private dental services to LSE students.

The **Faith Centre** provides dedicated prayer and meditation spaces for our students and staff, and runs transformational leadership programmes throughout the year.

As well as running over 250 societies and 50 sports clubs, **LSE Students' Union (LSESU)** offers academic, personal and financial advice and funding.

lse.ac.uk/support-during-your-studies

Volunteering



Volunteering is a great way to help develop personal and professional skills, meet new people and make a difference in your community. We're committed to making volunteering exciting and accessible, and we collaborate with students to enhance their volunteering experiences.

Information and advice

We provide a variety of opportunities for you to get involved from the beginning of your LSE journey, including connecting you with both long-term and short-term volunteering through our hundreds of charity partners, as well as offering one-off opportunities on campus throughout the term. We begin each term with a Volunteering Fair, where we invite over 50 charity partners onto campus to speak directly with students. We also host a charity on campus weekly for Charity Tuesday, to spread awareness of their mission and volunteering opportunities. At any point of the year, you have access to our ongoing volunteering vacancy board, updated daily with opportunities from charity partners. You can book a meeting with our Volunteer Centre Manager, or other Volunteer Centre colleagues, for one-to-one support.

Volunteering programmes

We also run multiple exciting voluntary programmes, including our:

- Community Engagement Programme, a consultancy project
- Research Volunteering Scheme, an initiative for volunteer researchers
- Community Action Projects, an opportunity to develop your own volunteering project.

These programmes offer students the chance to work with other students, collaborate directly with charities, and use their degree knowledge with the mentorship and support of the Volunteer Centre. These programmes are application-based, and information is available on how to apply during Autumn Term.

Follow us at @LSEVolunteering to learn more.

lse.ac.uk/volunteercentre





Your LSE degree will be recognised internationally for its intellectual rigour and global focus, and LSE Careers offers a range of support to help you make the most of that. We'll be here to work with you throughout your time at LSE and beyond, with a range of events, appointments, resources and opportunities designed to help you build a successful and fulfilling career.

As an LSE student, you'll be able to access:

- professional skills workshops on CV writing, interviewing, job search strategy, presentations and more
- alumni insight sessions
- sector-specific and location-specific careers programmes (including careers fairs and employer recruitment events)
- jobs boards (advertising part-time, full-time, voluntary, internship, graduate and experienced hire positions)
- one-to-one career discussions and practice interviews, including dedicated appointments for disabled students
- support for PhD students, including a dedicated careers consultant and specialist programme of events
- our Professionals at LSE programme, which offers bespoke careers support to students with five or more years of professional experience.

lse.ac.uk/careers

What do LSE graduates do?

LSE graduates go on to great things in a variety of sectors around the world – from careers in NGOs and development, to roles in the public sector, banking and running their own businesses.

lse.ac.uk/graduate-destinations

Entrepreneurship support

LSE Generate is the School's home for entrepreneurship, providing end-to-end support for students, alumni and staff to develop entrepreneurial skills as they build businesses and innovate in the UK and around the world. We offer an all-year-round programme to help at every stage of your business journey and provide the infrastructure to validate, build and scale your business and innovate for the betterment of society.

We offer a wide range of innovative events and digital resources to help you develop your entrepreneurial skills and ventures. This includes mentoring, Dragon's Den-style start-up competitions, core skills workshops, and specialist programmes tailored for underrepresented founders – all designed to set you on the right track for your start-up.

We support founders across the globe through our international chapters, but our main hub is on campus in the GenDen, where you can come along at any time to chat to some like-minded innovators and find out more about entrepreneurship at LSE.

lse.ac.uk/generate



“

LSE has a great reputation with employers. Thanks to the extensive career support here, I was successful in landing a job at an investment bank focused on technology-driven growth companies. ”

Meerim Amanova
Bishkek, Kyrgyzstan
MSc Risk and Finance

Our campus



We're based on a single campus in the centre of London, nestled between Aldwych and Lincoln's Inn Fields. Although the surrounding area is alive with activity, many of the streets around campus are pedestrianised. This creates a strong sense of community.

As an LSE student, you don't tend to be based in just one building, and you'll normally have classes in different locations. Not to worry, though – the campus is nice and compact, and it only takes about five minutes to walk from one end to the other. On your way to your class, lecture, the library or café, you're likely to bump into your classmates or teachers.

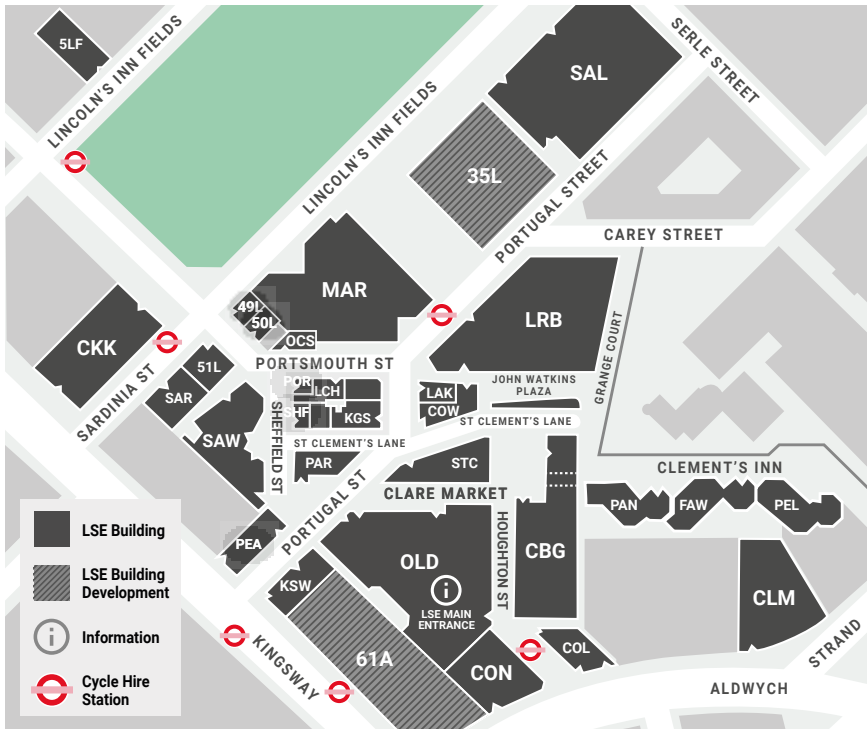


Choosing to do an MSc at LSE has been one of the best decisions I've made. Being part of a global classroom has given me a richer, more diverse perspective on social issues, deepened my critical thinking, and connected me with a vibrant community of peers and thinkers. ”

Rhea Joseph

Jaipur, India

MSc Gender, Media and Culture



Key

| | | | |
|----------------------------------|--|---|---|
| 61A 61 Aldwych | KSW 20 Kingsway | LRB Lionel Robbins Building, Library | POR 1 Portsmouth Street |
| CBG Centre Building | LAK Lakatos Building | MAR Marshall Building | SAR Sardinia House |
| CKK Cheng Kin Ku Building | LCH Lincoln Chambers | OLD Old Building | SAW Saw Swee Hock Student Centre |
| CLM Clement House | 5LF 5 Lincoln's Inn Fields | OCS Old Curiosity Shop | SHF Sheffield Street |
| COL Columbia House | 35L 35 Lincoln's Inn Fields | PAN Pankhurst House | SAL Sir Arthur Lewis Building |
| CON Connaught House | 49L 49 Lincoln's Inn Fields (Coopers) | PAR Parish Hall | STC St Clement's, Clare Market |
| COW Cowdray House | 50L 50 Lincoln's Inn Fields | PEA Peacock Theatre | |
| FAW Fawcett House | 51L 51 Lincoln's Inn Fields | PEL Pethick-Lawrence House | |
| KGS King's Chambers | | | |



All buildings have wheelchair access and lifts, except, KGS, KSW*, POR* and SHF.
 *KSW 20 Kingsway (Language Centre only), *POR 1 Portsmouth Street (Shop only).

Disabled access

After 6.30pm, please call Security Control on **020 7955 6200** to ensure that any disabled access doors are open. Also see: lse.ac.uk/lse-information/campus-map For access to 20 Kingsway, please call security staff on 020 7955 6200 to set up the portable ramp in the entrance foyer.

Access guides to LSE buildings

AccessAble have produced detailed access guides to the LSE campus and residences, and route maps between key locations. These access guides, and route maps, are available at: accessible.co.uk/london-school-of-economics



LSE offers all the facilities you'd expect from a global university.

You can explore online the facilities available on campus, including study spaces, sports opportunities, and our food and drink outlets.

We're committed to investing and improving our campus. In 2019, the £125 million Centre Building was completed, and the £145 million Marshall Building opened in 2022.

Next door to the campus is the Royal Courts of Justice, while the City of London financial district, Westminster, and the Houses of Parliament are all within easy reach.

This means a wealth of resources are on your doorstep. It's not all about studying either; around the corner, you'll find the West End, the heart of London's theatre scene, not to mention many other London sights and attractions.

Find out more about our campus, its facilities, and see our campus tour video online.

lse.ac.uk/facilities

lse.ac.uk/campus





Heart of London

The School's location in central London is fundamental to its identity. LSE looks out over the London skyline rather than green fields. It's stimulating, cosmopolitan and very much part of the real world.



“

Living in London is simply incredible. There are so many things that you can do, be it going to restaurants, visit art galleries, shopping, or watching a West End show with a Hollywood actor in the main role. There's no way of getting bored in London if you ask me. When you move here, you'll discover tons of student discounts and free things to do in the city which will make budgeting easier. ”

Marie Käufer

Mönchengladbach, Germany

MSc Societal and Environmental Psychology

Accommodation



We have a variety of styles of accommodation to suit all sorts of different needs. Options include single, double, or shared rooms, as well as studios and flats. University accommodation can offer a great chance to get to know other students, particularly if you're new to London.

Our newest hall of residence, Robeson House (pictured below), opened in September 2025. The hall is exclusively for LSE students with 676 single ensuite bedrooms, a gym, a roof terrace, cinema room, bookable communal kitchen and communal study spaces.

Our halls range in size from those housing around 280 students (Butler's Wharf) to those housing over 1,000 students (urbanest Westminster Bridge). Some halls of residence

are very close to campus (less than 500 metres away), while others are a little further away (around six kilometres away).

There's a lot of choice. On our website, you can browse through all of our accommodation options, filtering by price, room type, and facilities. You'll also find all the details about how and when to book.

Private accommodation

If you'd like to live in private accommodation, we can also help with this. We can provide you with access to property listings, the ability to contact other LSE students looking for housing, updates on housing news, act as your guarantor, and more. Find out more about the support available on our website.



lse.ac.uk/accommodation



If you can get student accommodation, you should definitely take it. It's so much more convenient, and there's always someone there to help.







We try to make the application process as simple as possible. All the information you need is online on our website and in our Knowledge Base. If you have a question, check there first, as you'll get an answer immediately. lse.ac.uk/graduate

1 Do your research

Which programme?

On our website, view our “Available programmes” page or use the programme finder to see what we offer (lse.ac.uk/programmes/search-courses). Our programme pages show the structure and entry requirements for each programme, and have all the information you need to help you decide which programme to apply for. Our website will also suggest other programmes which have a similar or complementary focus to those you search for. You can select a second choice in case you're not successful for your first choice.

Be thorough in your research and read all the information on the programme pages carefully. Many programmes have specific entry requirements or deadlines, and some give specific guidance for writing your statement of academic purpose. For all programmes, our selectors will look at your statement of academic purpose to see how well you understand the programme and how it relates to your academic background and aspirations.

Which supervisor? (MRes/ PhD and MPhil/PhD applicants only)

Check the research interests of our faculty members online to see who is likely to be the most suitable supervisor for

your research topic. Some departments encourage you to contact academics before you apply. See the programme pages on our website for guidance.

General entry requirements

Taught programmes

The standard minimum entry requirement is an upper second-class honours (2:1) degree from a UK university or the international equivalent. Some programmes have higher requirements.

Some programmes require the submission of additional test scores (GRE or GMAT) alongside your transcripts.

Research programmes

The standard minimum entry requirement is a master's degree with merit from a UK university or the international equivalent.

International qualifications

On our website, our country pages give details of how we consider international qualifications.

lse.ac.uk/international-students

English language

You can apply to LSE without taking a language test, but you'll need to demonstrate your proficiency in English before starting here. If necessary, we'll set an English test condition as part of your offer. lse.ac.uk/grad/english





2 Apply early

Deadlines and availability

For master's study, we run a rolling admissions system. Programmes close once all places have been filled. When possible, we inform applicants who have already begun an application that a programme is close to closing, but changes can occur quickly, and programmes may close without warning. Our advice is always to complete and submit your application as early as possible. We keep our available programmes page up-to-date so you can see the status of your programme.

lse.ac.uk/study-at-lse/graduate/available-programmes

If you wish to be considered for financial support from LSE, then you must submit your academic admissions application before the relevant financial support application deadline. There are different deadlines depending on the programme you want to study. See page 28 of this brochure and check out our website for more information about applying for financial support.

Gathering your documents

- Request up-to-date transcripts for each of your university-level qualifications.
- Take the GRE or GMAT test if your programme requires it.
- Prepare your CV.
- Write your statement of academic purpose. Make sure you check the programme page for any specific requirements.
- Speak to your referees to make sure that they're willing and able to supply a reference for you in good time. We only need two references – there's no need to supply more unless your third reference has very particular relevance to your programme.
- If you're applying for a research programme, prepare a sample of your written work (stick to our word limit) and a research proposal, following the guidelines for your programme.

Our website has more detailed guidance for all elements of the application.

Apply online

Our online application form opens on 8 October 2025. Set up your account with an email address that you access regularly and set a password you'll remember. You must upload all required documents and nominate your referees before submitting your application. The administrative fee is £95.



3 After you apply:

- Add our domain, **lse.ac.uk**, to your list of safe senders and check your junk folder regularly so you don't miss our emails.
- Keep an eye on processing times on our website so you know when to expect to hear from us. It can take up to eight weeks for taught programmes and longer for research programmes, depending on how many other applications are in the queue or when the relevant departmental research admissions panel takes place.
lse.ac.uk/study-at-lse/graduate/news/current-processing-times
- Track the status of your application using our portal – we'll give you access to do this when we acknowledge your application.
- You can also use the portal to make changes to your application, find answers to questions and send us any documents we may ask for.
- Applicants for taught programmes can use the portal to apply for financial support.
- Check our website for information for applicants and offer holders. Everything you need to know is available online.
lse.ac.uk/graduate

Good luck with your application!

Fees and funding



Tuition fees

You'll find tuition fee amounts for each programme on our website. We also provide details of what the tuition fees cover, payment options and any available discounts.

Scholarships and other funding

We provide generous financial support to our graduate students each year. At master's level, the majority of funding opportunities are awarded on the basis of financial circumstances. For research programmes, there are a range of prestigious merit-based studentships available, funded by LSE, external partnerships, research councils and philanthropic giving.

Applying for funding

Master's programmes (excluding executive and modular programmes)

After you submit your application for admission, you'll be given access to complete the Graduate Financial Support Application form online. We'll use this application to consider you for LSE-administered funding, provided you receive an offer of admission, and submit your Graduate Financial Support Application before the deadline of 23 April 2026. You don't need to wait for an offer of admission before submitting your Graduate Financial Support Application. Please note that by providing a personal statement with your Graduate Financial Support Application, you'll be considered for all the scholarships that you're eligible for.

MPhil/PhD programmes

There's no separate application for funding. Academic departments nominate offer holders for all LSE-administered studentships based on the application for admission.

This includes those students eligible for ESRC funding, who will also be nominated by their department for consideration for an ESRC Studentship.

To be considered for any funding for which you're eligible, you should ensure you complete your application for admission by a specific date. For the Departments of Economics, Gender Studies, International Development, Law and Sociology, the closing date is 10 December 2025. For other academic departments this is 14 January 2026. These are the deadlines to be considered for ESRC Studentships, LSE PhD Studentships and other competitive funding opportunities.

There's also a later deadline of 27 May 2026 to be considered for any remaining LSE PhD Studentships or department-specific funding opportunities. Please check the PhD programme pages to clarify which date applies.

External funding

Some funding is available from the UK Government for eligible students, such as the postgraduate master's loan, postgraduate doctoral loan, and the Disabled Student's Allowance. Depending on your nationality/country of residence, you may be able to apply for funding in your home country for study at LSE.

You'll find more details about funding opportunities on the fees and funding webpages.

lse.ac.uk/grad/fees-funding

Meet, visit and discover LSE



Attend our Virtual Graduate Open Events from 10 to 21 November 2025 or watch the recordings at your leisure. The Virtual Graduate Open Events are an annual series of online sessions delivered by LSE's academic departments, current students and support services.

You can also meet us in a city near you, attend one of our regular online discovery sessions, and get a taste of what it's like to study at LSE by following our student bloggers and vloggers.

If you're in London, we encourage you to visit our campus for a guided or self-guided tour and you can speak with staff at one of our drop-in consultation sessions. Alternatively, you can submit your questions via our Live Chat service.

lse.ac.uk/vgoe

lse.ac.uk/meetlse







“

Studying an MSc at LSE has given me an incredible chance to critically engage with my subject and its rapidly changing landscape as it happens – alongside future leaders in the field. The access to top researchers, politicians, and even royalty is amazing, and the professional network here is unmatched. But more than anything, I'm most grateful for the incredible community I've found along the way. ”

Maya Forte

Taos, New Mexico, USA

MSc International Development and Humanitarian Emergencies

Our graduate programmes



Accounting

MSc Accounting and Data Analytics

MSc Accounting and Finance

MSc Accounting, Organisations and Institutions

MRes/PhD Accounting (Accounting, Organisations and Institutions)

MRes/PhD Accounting (Economics of Accounting)

Anthropology

MSc Anthropology and Development

MSc China in Comparative Perspective

MSc Culture, Justice and Environment

MSc Social Anthropology

MSc Social Anthropology (Religion in the Contemporary World)

MRes/PhD Anthropology

Economic History

MSc Economic History

MSc Economic History (Research)

MSc Financial History

MSc Political Economy of Late Development

LSE-Leipzig Double Degree in Global Studies and Economic History

MPhil/PhD Economic History

Learn more about our programmes:

lse.ac.uk/programmes/search-courses



Economics

MSc Econometrics and Mathematical Economics

MSc Economics

MSc Economics (two-year programme)

MRes/PhD Economics

European Institute

MSc Culture and Conflict in a Global Europe

MSc European and International Politics and Policy

MSc International Migration and Public Policy

MSc Political Economy of Europe in the World

LSE-Bocconi Double Degree in European and International Public Policy and Politics

LSE-Columbia Double Degree European Politics, Conflict and Culture

LSE-Fudan Double Degree in the Global Political Economy of China and Europe

LSE-Sciences Po Double Degree in European Studies

MPhil/PhD European Studies

Learn more about our programmes:

lse.ac.uk/programmes/search-courses



Finance

MSc Finance (full-time)

MSc Finance and Economics

MSc Finance and Private Equity

MSc Finance and Risk

MRes/PhD Finance

Gender Studies

MSc Gender

MSc Gender (Research)

MSc Gender (Rights and Human Rights)

MSc Gender (Sexuality)

MSc Gender, Development and Globalisation

MSc Gender, Media and Culture

MSc Gender, Peace and Security

MSc Gender, Policy and Inequalities

MPhil/PhD Gender

Geography and Environment

MSc Environment and Development

MSc Environmental Economics and Climate Change

MSc Environmental Policy and Regulation

Learn more about our programmes:

lse.ac.uk/programmes/search-courses



Geography and Environment (continued)

MSc Geographic Data Science

MSc Human Geography and Urban Studies (Research)

MSc Innovation Policy

MSc Local Economic Development

MSc Real Estate Economics and Finance

MSc Regional And Urban Planning Studies

MSc Urbanisation and Development

LSE-PKU Double Degree in Environmental Policy, Technology and Health
(Environment and Development)

LSE-PKU Double Degree in Environmental Policy, Technology and Health
(Environmental Economics and Climate Change)

LSE-PKU Double Degree in Environmental Policy, Technology and Health
(Environmental Policy and Regulation)

LSE-Sciences Po Double Degree Urban Policy

MPhil/PhD Economic Geography

MPhil/PhD Environmental Economics

MPhil/PhD Environmental Policy and Development

MPhil/PhD Human Geography and Urban Studies

MPhil/PhD Regional and Urban Planning Studies

Learn more about our programmes:

lse.ac.uk/programmes/search-courses





“

Coming to LSE truly is one of the best decisions I've ever made. Beyond the academics (which are great), the experience of living in London is something I struggle to put into words, as I really do need to pinch myself sometimes. ”

Samuel Roberts

Coldbrook, Nova Scotia, Canada

MSc Human Resources and Organisations



Government

MSc Political Science (Conflict Studies and Comparative Politics)

MSc Political Science (Global Politics)

MSc Political Science (Political Behaviour)

MSc Political Science (Political Science and Political Economy)

MSc Political Theory

MSc Public Policy and Administration

MSc Regulation

MRes/PhD Political Science

Health Policy

MSc Global Health Policy

MSc Health Data Science

MSc International Health Policy

MSc International Health Policy (Health Economics)

LSE-LSHTM MSc Health Policy, Planning and Financing

MPhil/PhD Health Policy and Health Economics

Learn more about our programmes:

lse.ac.uk/programmes/search-courses



International Development

MSc Development Management (Applied Development Economics)

MSc Development Management (Political Economy)

MSc Development Studies

MSc Economic Policy for International Development

MSc Health and International Development

MSc International Development and Humanitarian Emergencies

LSE-Sciences Po Double Degree Political Economy of Development

MRes/PhD International Development

International History

MA Modern History

MSc Empires, Colonialism and Globalisation

MSc History of International Relations

MSc International and Asian History

MSc Theory and History of International Relations

LSE-Columbia Double MA International and World History

LSE-NUS Double MA Degree Asian and International History

LSE-PKU Double Degree MSc International Affairs

MPhil/PhD International History

International Relations

MSc International Political Economy

MSc International Political Economy (Research)

MSc International Relations

MSc International Relations (Research)

LSE-Sciences Po Double Degree Affaires Internationales

MPhil/PhD International Relations



Law School

Master of Laws (LLM)

MSc Law and Finance

MPhil/PhD Law

Management

Global MSc Management

MSc Human Resources and Organisations (Human Resource Management/CIPD)

MSc Human Resources and Organisations (International Employment Relations)

MSc Human Resources and Organisations (Organisational Behaviour)

MSc Management

MSc Management and Strategy

MSc Management of Information Systems and Digital Innovation

MSc Marketing

MSc Social Innovation and Entrepreneurship

MPhil/PhD Management (Information Systems and Innovation)

MRes/PhD Economics and Management

MRes/PhD Management (Employment Relations and Human Resources)

MRes/PhD Management (Marketing)

MRes/PhD Management (Organisational Behaviour)

Learn more about our programmes:

lse.ac.uk/programmes/search-courses



Mathematics

MSc Financial Mathematics

MSc Mathematics and Computation

MSc Operations Research and Analytics

MPhil/PhD Mathematics

Media and Communications

MSc Media and Communications

MSc Media and Communications (Data and Society)

MSc Media and Communications (Media and Communication Governance)

MSc Media and Communications (Research)

MSc Media, Communication and Development

MSc Politics and Communication

MSc Strategic Communications and Society

LSE-Fudan MSc Global Media and Communications

LSE-NYU Double Master's Degree in Media, Culture and Global Cities

LSE-USC MSc Global Media and Communications

MPhil/PhD Data, Networks and Society

MPhil/PhD Media and Communications

Learn more about our programmes:

lse.ac.uk/programmes/search-courses



Methodology

MSc Applied Social Data Science

MSc Social Research Methods

MPhil/PhD Computational Social Science

MPhil/PhD Demography (Social/Formal)

MPhil/PhD Social Research Methods

Philosophy, Logic and Scientific Method

MSc Philosophy and Public Policy

MSc Philosophy of Economics and the Social Sciences

MSc Philosophy of Science

MPhil/PhD Philosophy

Psychological and Behavioural Science

MSc Behavioural Science

MSc Organisational and Social Psychology

MSc Social and Cultural Psychology

MSc Social and Public Communication

MSc Societal and Environmental Psychology

MPhil/PhD Psychological and Behavioural Science

Learn more about our programmes:

lse.ac.uk/programmes/search-courses



School of Public Policy

Master of Public Administration

Master of Public Policy

MPA Data Science for Public Policy

LSE-Columbia Double Master of Public Administration

LSE-Sciences Po Double Master of Public Administration

LSE-University of Toronto Double Master of Public Administration

Social Policy

MSc Criminology and Criminal Justice Policy

MSc International Social and Public Policy

MSc International Social and Public Policy (Development)

MSc International Social and Public Policy (Education)

MSc International Social and Public Policy (Migration)

MSc International Social and Public Policy (Non-Governmental Organisations)

MSc International Social and Public Policy (Research)

LSE-Fudan Double Master's Degree in International Social and Public Policy

MPhil/PhD Social Policy

Learn more about our programmes:

lse.ac.uk/programmes/search-courses



Sociology

MSc City Design and Social Science

MSc Culture and Society

MSc Economy and Society

MSc Human Rights

MSc Human Rights and Politics

MSc Inequalities and Social Science

MSc Political Sociology

MSc Sociology

MPhil/PhD Sociology

Statistics

MSc Data Science

MSc Financial Statistics

MSc Financial Statistics (Research)

MSc Quantitative Methods for Risk Management

MSc Statistics

MSc Statistics (Research)

MPhil/PhD Statistics

Learn more about our programmes:

lse.ac.uk/programmes/search-courses



Executive programmes

Executive Global MSc Management

Executive Master of Laws

Executive Master of Public Administration

Executive MSc Behavioural Science

Executive MSc Cities

Executive MSc Health Economics, Outcomes and Management
in Clinical Sciences

Executive MSc Health Economics, Policy and Management

Executive MSc Healthcare Decision Making (in collaboration with NICE)

Executive MSc Social Business and Entrepreneurship

MSc Finance (part-time)

MSc International Strategy and Diplomacy

TRIUM Global Executive MBA

Learn more about our programmes:

lse.ac.uk/programmes/search-courses



Promoting equity, championing diversity and developing an inclusive LSE

One of our guiding principles is to sustain excellence through an inclusive and diverse community. We work to build a School – and a society – in which everyone can fulfil their potential and their contributions are valued. As LSE members, we share responsibility for interacting with mutual respect and valuing our multicultural and diverse community.

To support this, LSE has implemented several initiatives to promote equity, diversity and inclusion (EDI):

- **Ethics code** – the LSE community is expected to act according to the principles set out in our Ethics Code. The Code explains the principles, how they should be applied, and how the School upholds them through policies. lse.ac.uk/ethics
- **Report and Support** – our case management system to address bullying, discrimination, harassment, and sexual misconduct. info.lse.ac.uk/report-it
 - **Safe contacts** – trained LSE staff members offering confidential support and guidance to individuals who have experienced bullying or harassment that is homophobic, transphobic, biphobic, racist, sexist or discriminatory. info.lse.ac.uk/report-it/safe-contacts
 - **Report + Support** – the School's online reporting system for bullying, harassment, discrimination, sexual violence and hate crime. You can report issues anonymously, or by providing contact details enabling an adviser to contact you to discuss. You can also find information about internal and external support, policies and procedures and campaigns on our website. reportandsupport.lse.ac.uk
 - **Consent.Ed** – LSE's educational programme focused on consent and fostering respectful and inclusive behaviours on campus. All new students are expected to fully participate in the programme. Completion status is monitored. info.lse.ac.uk/report-it/consent.ed
 - **Independent Sexual Violence Adviser Service** – provides free, confidential, independent, short-term emotional, and casework support for students who've experienced sexual violence, at any point in their lives. info.lse.ac.uk/report-it/sexual-violence-support-worker
- **AccessAble** – provides accessibility guides for all buildings on LSE's campus. accessible.co.uk/london-school-of-economics/
- **LGBTQ+ Role Models and Allies directory** – provides a network of informal contacts for the LSE community to share experiences, and support and learn from each other. lse.ac.uk/LGBTplus



- **Our Race Equity Framework** – developed to ensure students and staff benefit from a diverse and equitable education, research and work environment, fostering attainment and development opportunities for ethnic minorities. info.lse.ac.uk/race-equity-framework
- **Our Athena Swan action plan** – developed for the advancement of gender equity at LSE. It includes actions to support the professional development and pay equity for women (from PGR students to senior leadership), as well as increase support for parents and carers. info.lse.ac.uk/athena-swan

- **LSE Students' Union** – a student led, not-for-profit organisation that represents all students through their part-time and sabbatical officers. lsesu.com/voice/student-reps/

If you'd like to find out more about these and other initiatives, please contact the EDI team at edi@lse.ac.uk. Our website provides information on the support available to members of minority groups at LSE, as well as on our partnerships, training opportunities, inclusive policies, expert EDI resources, and the latest news and events.

lse.ac.uk/equitydiversityinclusion

About the prospectus



This prospectus is for people interested in applying for graduate study at LSE.

Please note that while care has been taken to ensure that the information contained in this prospectus is accurate at the time of it being printed, circumstances might have arisen since that time that have caused certain pieces of information to be inaccurate or no longer be relevant.

Where we're able to, we'll bring any changes to or in relation to our programmes and this prospectus to prospective students' attention. Certain substantive changes will be listed on the "Graduate course and programme information for 2026/27" page at lse.ac.uk/calendar. However, you're recommended to review the School's Calendar (lse.ac.uk/calendar) in relation to your programme or course choice specifically, or contact the relevant academic department, for information on the availability and/or content of programmes and courses of study before you apply. You must also note that places are limited on some courses and/or subject to specific entry requirements. The School cannot therefore guarantee places on its courses.

In some circumstances, it may also be necessary for the School to make changes, before you accept an offer, before you start your programme or after you've begun studying. Such changes may include, but aren't limited to the availability, content or structure of your programme or course, the location or method of teaching or assessment, or the type of award. The reasons we may need to implement such changes range from developments in teaching practice, regulatory requirements that require us to comply, lack of demand or financial unviability of a programme or course to circumstances beyond our control such as the loss of a key member of staff or where a location or building becomes unavailable for use.

If any of these circumstances arise, we'll clearly communicate these changes to you and what options are available to you depending on where you are in the student journey. For example, if we have to make substantial changes to your programme after you accept an offer but before you enrol you'll have the option to withdraw your acceptance without any liability to us or transfer to another programme (if any) for which you're qualified.

Changes made to your programme after your acceptance of an offer to study can be found at lse.ac.uk/cma. We list programme changes by the categories in the guidance issued by the Competition and Markets Authority, that allows students to make an informed choice about which universities and course to apply for.

For more information, visit: gov.uk/government/publications/higher-education-guide-to-consumer-rights-for-students

You should ensure you check these pages before accepting your offer.

Your consumer rights as a student

Universities are required to comply with consumer protection law. The Competition and Markets Authority (CMA) and Office for Students monitor compliance.

For more information, visit: officeforstudents.org.uk/for-providers/student-protection-and-support/students-as-consumers/

The CMA have issued guidance detailing our responsibilities to undergraduate students, including prospective students and a guide for undergraduate students.



For more information about the CMA guidance, visit: [gov.uk/government/publications/higher-education-consumer-law-advice-for-providers](https://www.gov.uk/government/publications/higher-education-consumer-law-advice-for-providers)

For more information about the CMA guide for undergraduate students, visit: [gov.uk/government/publications/higher-education-guide-to-consumer-rights-for-students](https://www.gov.uk/government/publications/higher-education-guide-to-consumer-rights-for-students)

The CMA also provide guidance on unfair contract terms, which you can read at [gov.uk/government/publications/unfair-contract-terms-cma37](https://www.gov.uk/government/publications/unfair-contract-terms-cma37)

The CMA Guidance for Higher Education providers cover three key consumer law issues for students:

- information provision – universities need to provide up front, clear, intelligible, unambiguous and timely information
- terms and conditions – universities' terms and conditions that apply to students need to be fair and balanced
- complaint handling processes and practices – universities need to ensure their complaint handling processes and practices are accessible, clear and fair to students.

For further information in respect of our compliance, visit: info.lse.ac.uk/staff/services/policies-and-procedures/your-consumer-rights-as-a-student

Health and safety

You can find information on our safety policy at lse.ac.uk/healthandsafety, with details of the measures we take to ensure the health, safety and welfare of everyone involved with the School.

Diversity, and freedom of thought and expression

We're proud to be a diverse, global community who comes together to explore, study, discuss and effect change on a wide range of issues through our academic research, educational practices, and rigorous debate. We want to provide an environment where ideas are discussed and debated freely and openly within the law. Commitment to equity, diversity and inclusion is one of our six strategic priorities, as highlighted in LSE's Shaping the World campaign, and "equity of respect and opportunity" is one of the core principles set out in the School's Ethics Code.

For more information, visit: info.lse.ac.uk/staff/divisions/secretarys-division/ethics/ethics-code

Freedom of thought and expression is essential to the pursuit, advancement and dissemination of knowledge. LSE seeks to ensure that intellectual freedom and freedom of expression within the law is secured for all our members and those we invite to the School. Our Code of Practice on Free Speech ("the Code") sets out our Principles, how we shall deliver our duty to secure Freedom of Speech within the law, as far as reasonably practicable, and how we shall secure compliance with the Code.

For more information, visit: info.lse.ac.uk/staff/services/policies-and-procedures/assets/documents/code-of-practice-on-free-speech.pdf

The London School of Economics and Political Science is a School of the University of London. It's a charity and is incorporated in England as a company limited by guarantee under the Companies Acts (Reg no 70527).



THE LONDON SCHOOL
OF ECONOMICS AND
POLITICAL SCIENCE ■

130
years
EST 1895







The information in this publication can be made available
in alternative formats. If required please email
prospectuses@lse.ac.uk

Published in October 2025 by Student Marketing – Recruitment and Admissions,
Academic Registrar's Division, LSE.

Design: LSE Design Unit (**lse.ac.uk/designunit**)

Acknowledgements: Thanks to all the students and staff who gave permission
for us to publish their photographs in this prospectus.

lse.ac.uk/graduate

-  **x.com/studylse**
-  **facebook.com/lseps**
-  **tiktok.com/@lse**
-  **instagram.com/londonschoolofeconomics**
-  **[linkedin.com/school/
london-school-of-economics](https://linkedin.com/school/london-school-of-economics)**
-  **youtube.com/user/lsewebsite**

The London School of Economics
and Political Science
London, WC2A 2AE
lse.ac.uk/meet-lse