



THE LONDON SCHOOL
OF ECONOMICS AND
POLITICAL SCIENCE ■



LSE Open Day

Wednesday 6 April 2022

Welcome to LSE

On behalf of all LSE's staff and students, I would like to welcome you to our Open Day. We have created a schedule that gives you the opportunity to find out more about the subjects you are interested in, obtain information from relevant departments and, perhaps most importantly, experience LSE's unique atmosphere.

This programme details the events and activities taking place during the Open Day, including times and locations. If you require any further information please ask one of our Student Ambassadors, who will be happy to assist you. These Ambassadors are also able to provide an insight into student life at LSE, so be sure to ask for their candid opinions!

Please ensure that you (and your guest) register in the New Academic Building when you first arrive at the School. After registration you will be free to enjoy the many Open Day events taking place on campus.

I do hope that you find your visit both informative and enjoyable, and that you will consider applying to LSE in the near future.










Enjoy your day.



Minouche Shafik
Director, LSE



Quick links

-  [Welcome to LSE](#)
-  [Plan your day](#)
-  [General events and activities](#)
-  [General talks](#)
-  [Subject talks](#)
-  [Food and drink](#)
-  [Explore the campus](#)
-  [Local area map](#)
-  [LSE campus map](#)

Share your #LSEOpenDay experience:



@StudyLSE



@facebook.com/lseps



@londonschoolofeconomics



ASK AN AMBASSADOR

We have a number of current LSE students working at the Open Day as Ambassadors. They will be identifiable by black or white LSE t-shirts. Please ask them if you require directions or have any general questions about the School.



FINDING YOUR WAY AROUND LSE

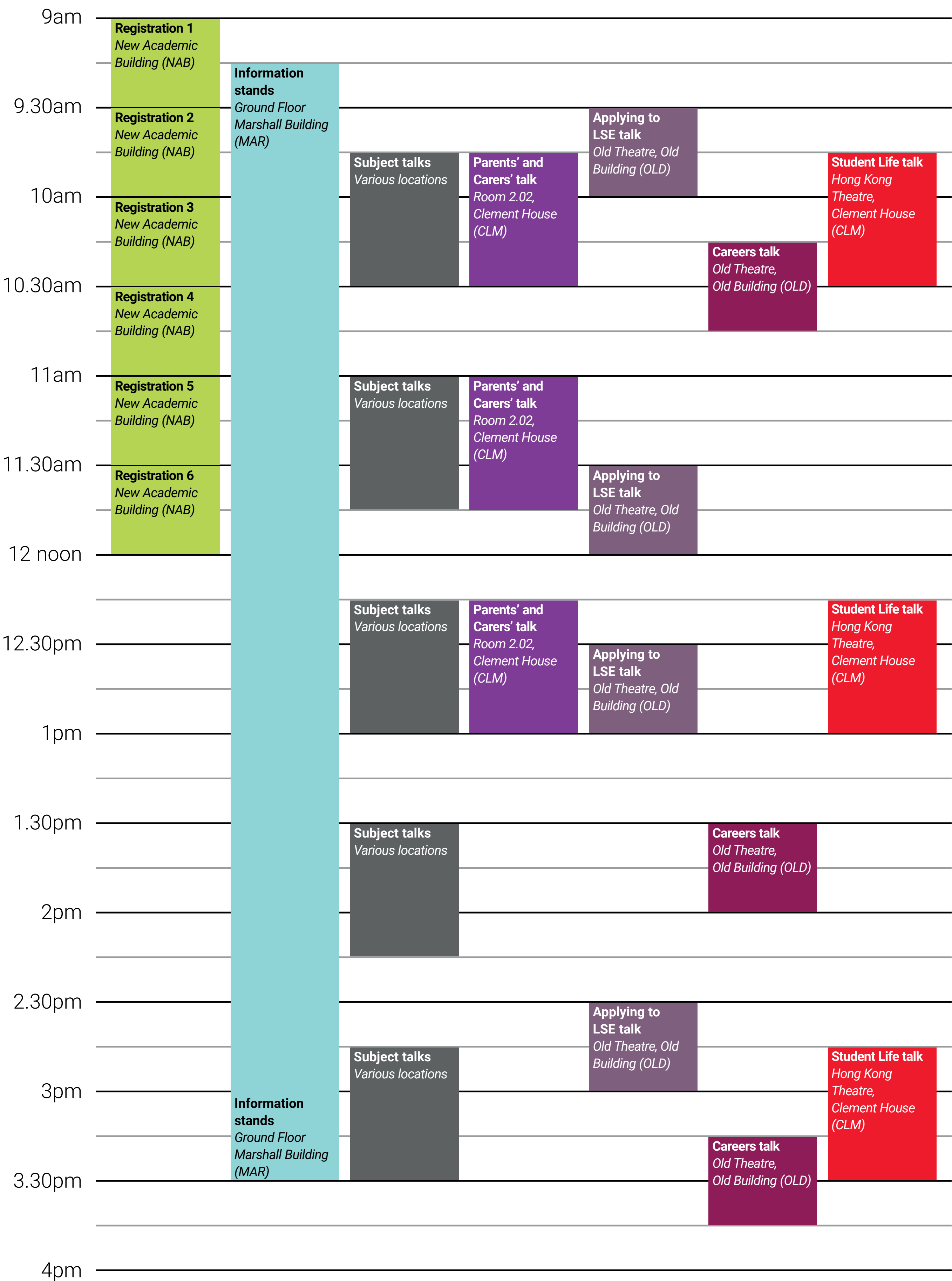
You can find all LSE buildings using [Google Maps](#) or [Apple Maps](#) but if you need help just ask one of our Student Ambassadors or look for the grey signs on the corners of our buildings.

The first digit of each room number indicates what floor it's on. For example, room 6.02 is on the sixth floor.

Plan your day



Wednesday 6 April 2022



SUBJECT TALKS

See [subject talks](#) for further information.



Back to quick links page

General events and activities




REGISTRATION

Ground floor, New Academic Building (NAB) – Kingsway entrance

9–9.30am • 9.30–10am • 10–10.30am • 10.30–11am • 11–11.30am • 11.30am–12 noon

Please register your attendance on the ground floor of the New Academic Building via the entrance on Kingsway. At registration you will receive an LSE wristband which will act as your visitor pass for the day.

WHERE NEXT? After registration, you are free to attend any of the events taking place during the day.




INFORMATION STANDS

Ground Floor, Marshall Building (MAR)

9.15am – 3.30pm

Staff from the departments and support services below will be available throughout the day to answer your questions and provide advice and guidance.

Admissions • Careers • CIVICA • Disability and Wellbeing • Financial Support • General Enquiries • GO LSE (study abroad) • Language Centre • LSE 100 • LSE Generate • LSE LIFE • Residential Services (Student Accommodation) • Students' Union • Volunteer Centre



VISIT THE ALUMNI CENTRE

LSE Alumni Centre, Centre Building (CBG)

10am – 3.30pm

A dedicated space on campus for LSE alumni. Visit the Centre and find out more about LSE's global alumni community and how both students and graduates benefit from being part of this network.

[Back to quick links page](#)

General talks



APPLYING TO LSE TALK

Old Theatre, Old Building (OLD)

9.30–10am • 11.30am–12 noon • 12.30–1pm • 2.30–3pm

An LSE Admissions Specialist provides information on the UCAS application process, including personal statement advice.



CAREERS TALK

Old Theatre, Old Building (OLD)

10.15 – 10.45am • 1.30 – 2pm • 3.15 – 3.45pm

LSE Careers will provide information on their services and the career opportunities for LSE graduates.



PARENTS' AND CARERS' TALK

Room CLM.2.02, Clement House (CLM)

9.45 – 10.30am • 11 – 11.45am • 12.15 – 1pm

A presentation for parents and carers addressing living and studying in London, financial support and accommodation.



STUDENT LIFE TALK

Hong Kong Theatre, Clement House (CLM)

9.45 – 10.30am • 12.15 – 1pm • 2.45 – 3.30pm

Hear from current LSE students about their experiences of student life at LSE and in London.

[Back to quick links page](#)

Subject talks

Discover more about the degree programmes on offer and ask any questions you might have about studying at the School. Most subject talks are repeated twice throughout the day and include information about the degree programmes listed. **Due to space restrictions, we can only admit prospective students to these talks.** Parents, carers and guests can attend the other events taking place at the same time, including the Parents’ and Carers’ talk and information stands. Talks will be recorded and available online after the event.



SUBJECT	TIMES	LOCATION
<u>Accounting</u>		
BSc Accounting and Finance	12.15-1pm and 2.45-3.30pm	Room MAR.2.04, Marshall Building (MAR)
<u>Anthropology</u>		
BA Anthropology and Law BA/BSc Social Anthropology	12.15-1pm and 2.45-3.30pm	Yangtze Lecture Theatre, 2 nd Floor, Centre Building (CBG)
<u>Economic History</u>		
BSc Economic History BSc Economic History and Geography BSc Economics and Economic History	11-11.45am and 2.45-3.30pm	Room MAR.1.04, Marshall Building (MAR)
<u>Economics (for the following degree programmes only)</u>		
BSc Economics BSc Econometrics and Mathematical Economics	9.45-10.30am and 2.45-3.30pm	Sheikh Zayed Theatre, Lower Ground Floor, New Academic Building (NAB)
<u>Economics (for joint degree programmes only)</u>		
For students interested in a joint degree programme combined with Economics (eg, <i>BSc Mathematics and Economics</i> or <i>BSc Geography with Economics</i> etc).	12.15-1pm	Sheikh Zayed Theatre, Lower Ground Floor, New Academic Building (NAB)
<u>Finance</u>		
BSc Finance	11-11.45am and 1.30-2.15pm	Hong Kong Theatre, Ground Floor, Clement House (CLM)
<u>Geography and Environment</u>		
BSc Environment and Sustainable Development BSc Environment and Sustainable Development with Economics BA Geography BSc Geography with Economics	11-11.45am and 2.45-3.30pm	Room MAR.2.10, Marshall Building (MAR)
<u>Government</u>		
BSc Politics BSc Politics and Data Science BSc Politics and Economics BSc Politics and International Relations BSc Politics and Philosophy	11-11.45am and 2.45-3.30pm	Auditorium, Basement, Centre Building (CBG)
<u>International History</u>		
BA History BSc History and Politics BSc International Relations and History	11-11.45am and 12.15-1pm	Room MAR.1.10, Marshall Building (MAR)
<u>International Relations</u>		
BSc International Relations	9.45-10.30am and 1.30-2.15pm	Auditorium, Basement, Centre Building (CBG)
<u>Languages</u>		
BSc International Relations and Chinese BSc Language, Culture and Society	12.15-1pm and 2.45-3.30pm	Sumeet Valrani Lecture Theatre, 1 st floor, Centre Building (CBG)
<u>Law</u>		
LLB Bachelor of Laws	11-11.45am and 1.30-2.15pm	Sheikh Zayed Theatre, Lower Ground Floor, New Academic Building (NAB)
<u>Management</u>		
BSc Management	9.45-10.30am and 1.30-2.15pm	Room MAR.1.04, Marshall Building (MAR)
<u>Mathematics</u>		
BSc Financial Mathematics and Statistics BSc Mathematics and Economics BSc Mathematics with Data Science BSc Mathematics with Economics	11-11.45am and 1.30-2.15pm	Room MAR.2.04, Marshall Building (MAR)
<u>Philosophy</u>		
BSc Philosophy, Logic and Scientific Method BSc Philosophy and Economics BSc Philosophy, Politics and Economics	9.45-10.30am and 1.30-2.15pm	LSE Lecture Theatre, Centre Building (CBG)
<u>Psychological and Behavioural Science</u>		
BSc Psychological and Behavioural Science	9.45-10.30am and 1.30-2.15pm	Room MAR.2.10, Marshall Building (MAR)
<u>Social Policy</u>		
BSc International Social and Public Policy BSc International Social and Public Policy and Economics BSc International Social and Public Policy with Politics	9.45-10.30am and 1.30-2.15pm	Room MAR.1.10, Marshall Building (MAR)
<u>Sociology</u>		
BSc Sociology	11-11.45am and 1.30-2.15pm	Yangtze Lecture Theatre, 2 nd floor, Centre Building (CBG)
<u>Statistics</u>		
BSc Actuarial Science BSc Data Science BSc Mathematics, Statistics and Business	11-11.45am and 2.45-3.30pm	LSE Lecture Theatre, Centre Building (CBG)

Back to quick links page

Food and drink

Location of food and drink on campus



LSE under construction

Water fountains*

Eat your own

Cafes

Pubs/Bars

Restaurants

“Grab and go” food

Free hot drinks
(just show your wristband)

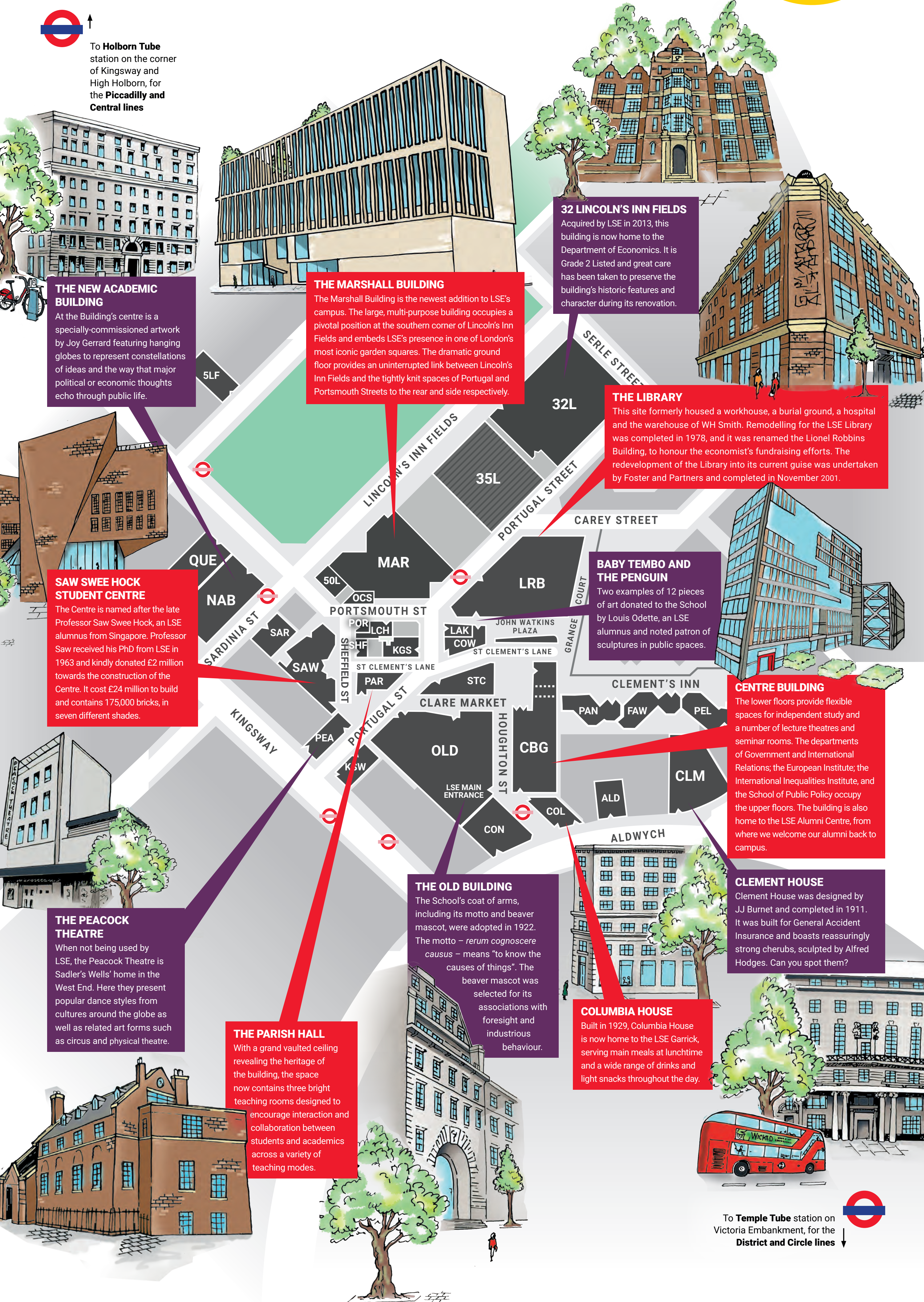
* Please bring a water bottle with you and fill up at the water fountains provided.

[Back to quick links page](#)


Explore the campus

At the Open Day, you are free to explore the LSE campus at your leisure using this self-guided tour and the [LSE campus map](#). The tour begins at the main entrance to the Old Building on Houghton Street.


Zoom in for more details




Scroll down to take the tour.



Tour

At the Open Day, you are free to explore and discover LSE's compact campus at your leisure using this self-guided tour.



1 Old Building

Begin your tour outside the Old Building. In 1920 King George V laid the foundation stone by the main entrance of what remains the heart of LSE's campus. Look up and you will see "Final Sale", an installation created by the Recycle Group dealing with consumerism, recycling imagery and materials. Today the Old Building is home to one of the School's principal lecture theatres (the Old Theatre); the Shaw Library (a restful space with a lending collection of general literature and recorded music, daily newspapers and magazines and regular lunchtime concerts); a large restaurant, and the Student Services Centre. The latter brings together LSE's student support services, with drop-in sessions for immigration, fees and admissions queries held each week.



Walk down Houghton Street, keeping the Old Building on your left. Cross LSE Square, noting the mural above you on the wall of the St. Clement's Building

Spectra, by artist Tod Hanson, is a five-storey-high artwork intended to illustrate the first priority in LSE's 2030 Strategy, "educate for impact", through a spectrum of ideas, locations, buildings and analytical methodologies. The Booth Poverty Map acts as the starting point for the artwork. Part of LSE Library's archive of Charles Booth's "Inquiry into the Life and Labour of the People in London" (1886-1903), the section of map the artwork focuses on depicts the area of London LSE occupies. The form of Lincoln's Inn Fields can be seen at the top and the organic arc of the Thames in the lower section. In an approximation of a centre point, a red square denotes LSE's Centre Building. The artwork's elliptical form is distorted through Hanson's use of trompe l'oeil – from certain vantages the disc will appear to be three dimensional, sinking into or rising from St Clement's Wall.



Continue up the ramp into John Watkins Plaza. The LSE Library is now in front of you.

2 The British Library of Political and Economic Science

The LSE Library, founded in 1896 as the British Library of Political and Economic Science, is the largest in the world devoted exclusively to the social sciences. The Library subscribes to over 50,000 e-journals as part of its electronic information provision and has over four million separate printed items including over 33,000 past and present journal titles.



The Library is also home to LSE LIFE. LSE LIFE is a place where you can learn more about yourself, your studies and your ambitions. They offer workshops, one-to-one sessions and other unique events to help you discover your strengths, develop your skills and bring them together to reach your goals.



With the Library in front of you, turn left and walk toward Portugal Street. Turn right and walk along Portugal Street until it meets Serle Street. Turn left and walk a short way along Serle Street, then turn left again into Lincoln's Inn Fields. On your left is 32 Lincoln's Inn Fields.

3 32 Lincoln's Inn Fields


The former Land Registry Building opened its doors as 32 Lincoln's Inn Fields in 2013. The building enjoys views over the UK's largest city square. It is home to LSE's Department of Economics and offers five floors of academic offices plus three lower floors of teaching and student activity areas, which can cater for up to 1,000 students.



Continue along Lincoln's Inn Fields until you reach the Marshall Building, on your left-hand side, just before the junction with Portsmouth Street.

4 The Marshall Building

The Marshall Building, completed in January 2022, delivers an additional 18,000 square metres of space and serves as a link between the buildings around Houghton Street and those in Lincoln's Inn Fields. The Building is home to the departments of Accounting, Finance and Management as well as the Marshall Institute for Philanthropy and Social Entrepreneurship. It boasts a sports centre with multipurpose sports hall, squash courts and dynamic weights room; arts rehearsal facilities and music practice rooms, and a café - Beaver's Brew.



Walk on, crossing Portsmouth Street and immediately turning right to cross Sardinia Street. You are now outside LSE's New Academic Building.

5 New Academic Building

The School's New Academic Building was purchased in 2004. Constructed in 1912, the building has undergone a radical transformation and now provides students with fantastic state-of-the-art facilities.



It houses the School's Department of Law and boasts eight floors of teaching rooms, lecture theatres and offices, built around a soaring central atrium flooded with natural light.




Cross back over Sardinia Street and walk down Portsmouth Street. On your right you will see the Saw Swee Hock Student Centre.

6 Saw Swee Hock Student Centre

Since opening in 2014, the Student Centre has won a host of architecture awards, including the prestigious RIBA London Building of the Year Award 2014. The building is a student hub and houses the LSE Students' Union and a large venue space.

Here you will find a pub, a fitness centre and a multifaith prayer centre, as well as the LSE Residential Services team and LSE Careers. The Student Centre




is also home to the LSE Media Centre, which includes LSE's Pulse Radio, its weekly newspaper (The Beaver) and its termly journal (The Clare Market Review).



With the Student Centre in front of you turn left and walk to Portugal Street, passing "The World Turned Upside Down", a sculpture by the Turner Prize-winning artist Mark Wallinger. Turn right on Portugal Street, where you will find the Peacock Theatre.


7 Peacock Theatre

LSE uses this 999 seat West End theatre for lectures, public talks, conferences and graduation ceremonies.



Turn around and walk back along Portugal Street, turning right down Clare Market. Walk straight ahead into LSE Square, where you will see the revolving doors of LSE's Centre Building on your right.

8 Centre Building



Opened in June 2019, this 13 storey building is a new home for political sciences at LSE, housing the departments of Government and International Relations, the European Institute and the School of Public Policy. It provides our students with flexible study and teaching space and includes a cafe on the ground floor.




Walk through the pedestrian passage, next to the Alumni Centre, and down the steps into Clement's Inn.

9 Clement's Inn

Clement's Inn is home to Pankhurst House, Fawcett House and Pethick-Lawrence House, renamed in 2018 after the suffrage campaigners Emmeline Pankhurst, Millicent Garrett Fawcett and Emmeline Pethick-Lawrence.

The three buildings are on the same site as the London headquarters of the Women's Social and Political Union, also known as "The Suffragettes". You will see a plaque marking this on the wall next to the entrance to Pethick-Lawrence House. This is also home to the St Philips Medical Centre, providing NHS treatment to LSE students.



Continue along Clement's Inn and through the gate at the end, leading out onto the Aldwych. Turn right and follow the pavement round until you come to Clement House, on your right.



10 Clement House

Clement House was built in 1911, and acquired by LSE in the mid 1990's. On the ground floor is the Hong Kong Theatre, which is used for both academic and public lectures.



Continue on the Aldwych until you reach Houghton Street on your right.

11 LSE Garrick

On the corner of Houghton Street and the Aldwych is LSE Garrick. The ground floor of this café serves a variety of hot and cold drinks, sandwiches and snacks while the lower floor offers a main meal service. It makes an ideal place to rest at the end of your tour.



You have now explored LSE!

[Back to quick links page](#)

Local area map

What's in the area surrounding LSE.









[Back to quick links page](#)

LSE campus map

Your Open Day locations at a glance.



-  LSE Open Day venues
-  LSE building
-  LSE building development
-  Information
-  Cycle hire station
-  Meeting point for family and friends

Accessibility

LSE aims to create an environment that enables all students to participate fully in university life. All rooms and buildings at the Open Day are accessible, and most rooms and lecture theatres are fitted with infra-red hearing systems. Access guides to the School's buildings are available at [AccessAble.co.uk](https://www.accessable.co.uk)



Back to quick links page



THE LONDON SCHOOL
OF ECONOMICS AND
POLITICAL SCIENCE ■

LSE Open Day

Wednesday 6 April 2022

KEEP IN TOUCH



@StudyLSE



facebook.com/lseps



@londonschoolofeconomics



youtube.com/lsewebsite



lse.ac.uk/studentBlogs



lse.ac.uk/ask-LSE

[Back to quick links page](#)