



THE LONDON SCHOOL
OF ECONOMICS AND
POLITICAL SCIENCE ■



LSE Open Day

Wednesday 22 April 2026

Welcome to LSE

On behalf of LSE's faculty, staff, and students, I am delighted to welcome you to our Open Day. We've put together a schedule to help you learn more about the subjects in which you are interested, obtain information from relevant departments, and, most importantly, experience LSE's unique culture and character.

This programme details the day's events and activities, including times and locations. If you have questions or need more information, just ask one of our Student Ambassadors, who will be happy to assist you. They can also tell you about student life at LSE, so be sure to ask – and tell them to be candid!

Please ensure that you (and your guest) register in the Cheng Kin Ku Building when you arrive. After that, you'll be free to enjoy the many Open Day events taking place on campus.

I hope that you find your visit informative and enjoyable, and, after spending a day with us, will consider applying to LSE.

Enjoy your day.



Larry Kramer
President and
Vice Chancellor, LSE



[Quick links page](#)

Quick links

- [Welcome to LSE](#)
- [Plan your day](#)
- [General events and activities](#)
- [General talks](#)
- [Subject Talks](#)
- [Accommodation tours](#)
- [Food and drink](#)
- [Explore the campus](#)
- [Tour](#)
- [Local area map](#)
- [LSE campus map](#)

Share your #LSEOpenDay experience:



@StudyLSE



@facebook.com/lseps



@londonschoolofeconomics



ASK AN AMBASSADOR

We have a number of current LSE students working at the Open Day as Ambassadors. They will be identifiable by their LSE t-shirts. Please ask them if you require directions or have any general questions about the School.

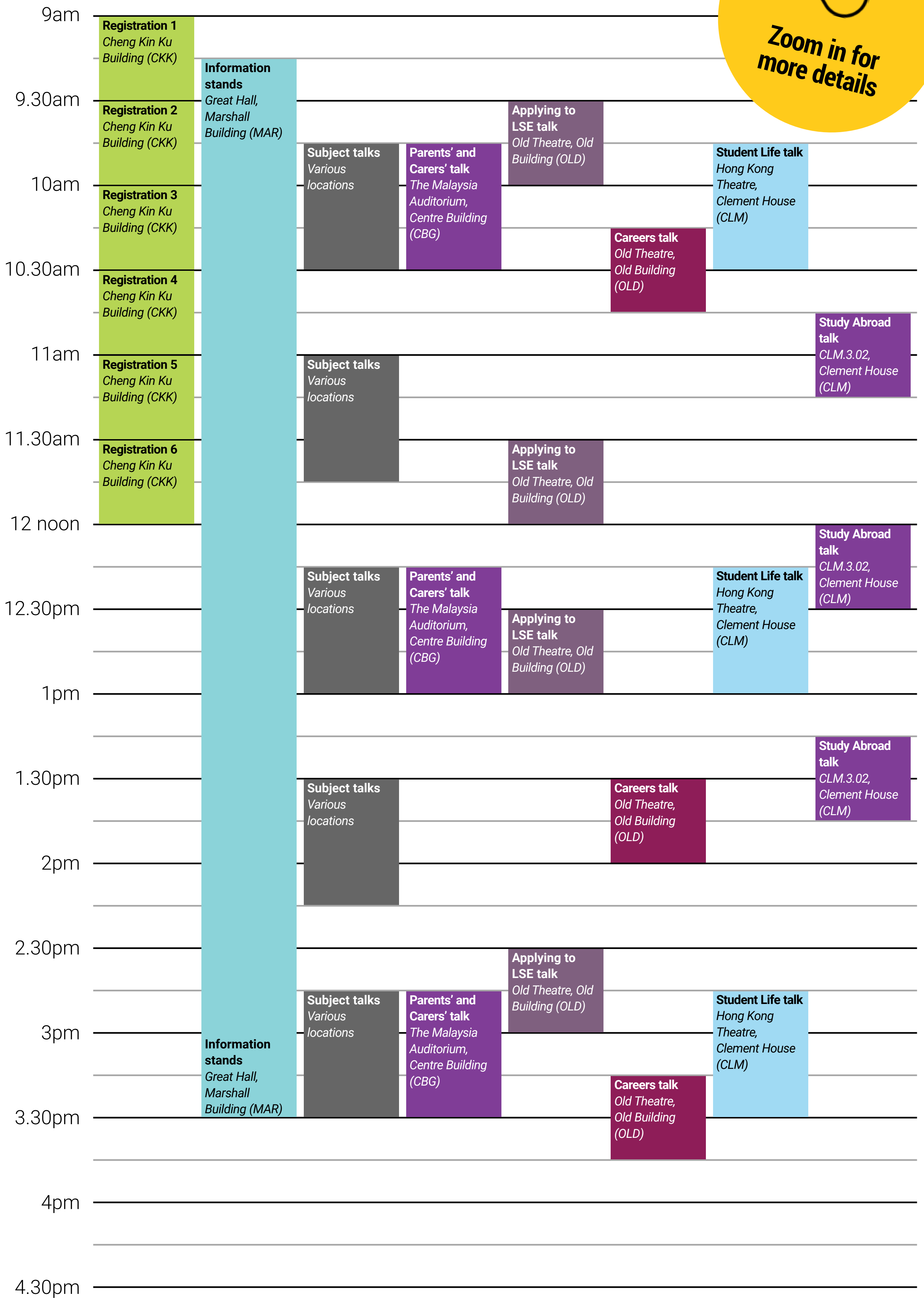


FINDING YOUR WAY AROUND LSE

You can find all LSE buildings using the [Campus map](#) but if you need help just ask one of our Student Ambassadors or look for the grey signs on the corners of our buildings.

The first digit of each room number indicates what floor it's on. For example, room 6.02 is on the sixth floor.

Plan your day




SUBJECT TALKS

See subject talks for further information.



[Back to quick links page](#)

General events and activities



REGISTRATION

Ground floor, [Cheng Kin Ku Building \(CKK\)](#) – Kingsway entrance

9-9.30am • 9.30-10am • 10-10.30am •
10.30-11am • 11-11.30am •
11.30am – 12 noon

Please register your attendance on the ground floor of the Cheng Kin Ku Building via the entrance on Kingsway. At registration you will receive an LSE wristband which will act as your visitor pass for the day.

As part of our commitment to minimising the School's impact on the environment we use wristbands made from seeded paper. After today's event plant your wristband and enjoy a floral reminder of your visit!

WHERE NEXT? After registration, you are free to attend any of the events taking place during the day.



YOUR OPEN DAY WRISTBAND IS MADE FROM SEEDED PAPER!



Cover the seeded wristband with a thin layer of soil.



Place in a sunny spot.



Water often.



Watch as wildflowers grow!

[Back to quick links page](#)



INFORMATION STANDS

Great Hall, Marshall Building (MAR)

9.15am – 3.30pm

Staff from the departments and support services below will be available throughout the day to answer your questions and provide advice and guidance.

Admissions • Careers • Disability and Mental Health • Faith Centre • General Enquiries • GO LSE (study abroad) • Language Centre • Learning Lab • LSE100 • LSE Events • LSE Library • LSE Navigate • Residential Services (student accommodation) • Scholarships and Financial Support • Students' Union • Widening Participation



VISIT THE ALUMNI CENTRE

Centre Building (CBG)

10am – 3pm

A dedicated space on campus for LSE alumni. Visit the Centre and find out more about LSE's global alumni community and how both students and graduates benefit from being part of this network.



VISIT THE GenDen

St Clement's Building (STC)

10am – 3pm

A fully kitted out co-working space, the GenDen is the perfect area on campus to engage with the LSE entrepreneurial community. Find out how LSE Generate supports students and alumni to build socially responsible businesses at each stage of their entrepreneurial journey.

[Back to quick links page](#)

General talks



APPLYING TO LSE TALK

Old Theatre, Old Building (OLD)

9.30-10am • 11.30am – 12 noon •
12.30-1pm • 2.30-3pm

The LSE Admissions team provides information on the UCAS process, and what we look for in an application, including personal statement advice.




CAREERS TALK

Old Theatre, Old Building (OLD)

10.15-10.45am • 1.30-2pm • 3.15-3.45pm

LSE Careers provides information on their services and careers support for LSE students.

[Back to quick links page](#)



PARENTS' AND CARERS' TALK

The Malaysia Auditorium, Basement, Centre Building (CBG)

9.45-10.30am • 12.15-1pm • 2.45-3.30pm

A talk for parents and carers addressing living and studying in London, financial support and accommodation.



STUDENT LIFE TALK

Hong Kong Theatre, Clement House (CLM)

9.45-10.30am • 12.15-1pm • 2.45-3.30pm

Hear from the LSE Students' Union and current LSE students about their experiences of student life at LSE and in London.



STUDY ABROAD TALK

Room CLM.3.02, Clement House (CLM)

10.45-11.15am • 12 noon – 12.30pm •
1.15-1.45pm

Hear about the opportunities for you to study abroad during your time at LSE.

[Back to quick links page](#)

Subject talks

Discover more about the degree programmes on offer and ask any questions you might have about studying at the School. Most subject talks are repeated twice throughout the day and include information about the degree programmes listed. **Due to space restrictions, priority is given to prospective students attending these talks.** Parents, carers and guests can attend the other events taking place at the same time, including the Parents' and Carers' talk and information stands. Talks will be recorded and available online after the event.



SUBJECT	TIMES	LOCATION
Accounting		
BSc Accounting and Finance	11-11.45am and 12.15-1pm	Room MAR.1.10, Marshall Building (MAR)
Anthropology		
BA Anthropology and Law BA/BSc Social Anthropology	12.15-1pm and 2.45-3.30pm	LSE Lecture Theatre, Ground Floor, Centre Building (CBG)
Economic History		
BSc Economic History BSc Economic History and Geography BSc Economics and Economic History	11-11.45am and 1.30-2.15pm	Room MAR.2.10, Marshall Building (MAR)
Economics (for the following degree programmes only)		
BSc Economics BSc Econometrics and Mathematical Economics	9.45-10.30am and 2.45-3.30pm	Sheikh Zayed Theatre, Lower Ground Floor, Cheng Kin Ku Building (CKK)
Economics (for joint degree programmes only)		
For students interested in a joint degree programme combined with Economics (eg, <i>BSc Mathematics and Economics</i> or <i>BSc Geography with Economics</i> etc).	12.15-1pm	Sheikh Zayed Theatre, Lower Ground Floor, Cheng Kin Ku Building (CKK)
Finance		
BSc Finance	11-11.45am and 1.30-2.15pm	Hong Kong Theatre, Ground Floor, Clement House (CLM)
Geography and Environment		
BSc Environment and Sustainable Development BSc Environment and Sustainable Development with Economics BA Geography BSc Geography with Economics	11-11.45am and 2.45-3.30pm	Wolfson Theatre, Lower Ground Floor, Cheng Kin Ku Building (CKK)
Government		
BSc Politics BSc Politics and Economics BSc Politics and International Relations BSc Politics and Philosophy	11-11.45am and 2.45-3.30pm	Room PAN.G.01, Ground Floor, Pankhurst House (PAN)
International History		
BA History BSc History and Politics BSc International Relations and History	12.15-1pm and 1.30-2.15pm	Wolfson Theatre, Lower Ground Floor, Cheng Kin Ku Building (CKK)
International Relations		
BSc International Relations	11-11.45am and 1.30-2.15pm	The Malaysia Auditorium, Basement, Centre Building (CBG)
Languages		
BSc International Relations and Chinese BSc Language, Culture and Society	9.45-10.30am and 12.15-1pm	Room CBG.1.06, Centre Building (CBG)
Law		
LLB Bachelor of Laws	11-11.45am and 1.30-2.15pm	Sheikh Zayed Theatre, Lower Ground Floor, Cheng Kin Ku Building (CKK)
Management		
BSc Management	9.45-10.30am and 12.15-1pm	Room MAR.2.04, Marshall Building (MAR)
Mathematics		
BSc Financial Mathematics and Statistics BSc Mathematics with Data Science BSc Mathematics and Economics BSc Mathematics with Economics	9.45-10.30am and 1.30-2.15pm	Room PAN.G.01, Ground Floor, Pankhurst House (PAN)
Philosophy		
BSc Philosophy, Logic and Scientific Method BSc Philosophy and Economics BSc Philosophy, Politics and Economics	9.45-10.30am and 1.30-2.15pm	Room CLM.2.02, Clement House (CLM)
Psychological and Behavioural Science		
BSc Psychological and Behavioural Science	9.45-10.30am and 12.15-1pm	Room MAR.2.08, Marshall Building (MAR)
Social Policy		
BSc International Social and Public Policy BSc International Social and Public Policy with Economics BSc International Social and Public Policy with Politics	9.45-10.30am and 1.30-2.15pm	Room MAR.1.04, Marshall Building (MAR)
Sociology		
BSc Sociology	11-11.45am and 1.30-2.15pm	Sumeet Valrani Lecture Theatre, 1st Floor, Centre Building (CBG)
Statistics		
BSc Actuarial Science BSc Actuarial Science (with a placement year) BSc Data Science BSc Economics and Data Science BSc Mathematics, Statistics and Business	11am – 12 noon and 2.45-3.45pm	Room CLM.4.02, Clement House (CLM)

[Back to quick links page](#)

Accommodation tours

Two of our halls of residence are open for you to view at the Open Day from 11am – 4.30pm*. Visit either Rosebery Avenue or High Holborn Residence for a guided tour led by LSE students.



GETTING TO ROSEBERY HALL

[90 Rosebery Avenue, London EC1R 4TY](#)

Rosebery Hall is located near Sadler's Well Theatre and the Barbican arts centre with Clerkenwell's trendy bars and restaurants nearby. The hall is comprised of two wings – Rosebery and Myddleton.

The residence is a **25 minute walk** from LSE (see [Local area map](#) to plan your route).



GETTING TO HIGH HOLBORN RESIDENCE

[178 High Holborn, London WC1V 7AA](#)

High Holborn is situated at the heart of London's Theatreland, close to Covent Garden, Oxford Street and Soho.

The residence is a **10 minute walk** from LSE (see [Local area map](#) to plan your route).

* Last tours leave at 4.15pm.

For more information about LSE accommodation visit the Residential Services information stand in the Marshall Building or see lse.ac.uk/accommodation

[Back to quick links page](#)


Food and drink

Location of food and drink on campus.



 LSE under construction


 Water fountains*

 Eat your own

 Cafés

 Pubs/Bars

 Restaurants

 Free hot drink – just show your wristband

* Please bring a water bottle with you and fill up at the water fountains provided.

[Back to quick links page](#)

Explore the campus

At the Open Day, you are free to explore the LSE campus at your leisure using this self-guided tour and the [LSE campus map](#). The tour begins at the main entrance to the Old Building on Houghton Street.



To **Holborn Tube** station on the corner of Kingsway and High Holborn, for the **Piccadilly and Central** lines



CHENG KIN KU BUILDING
(formerly New Academic Building)
At the Building's centre is a specially-commissioned artwork by Joy Gerrard featuring hanging globes to represent constellations of ideas and the way that major political or economic thoughts echo through public life.

THE MARSHALL BUILDING
The Marshall Building is the newest addition to LSE's campus. The large, multi-purpose building occupies a pivotal position at the southern corner of Lincoln's Inn Fields and embeds LSE's presence in one of London's most iconic garden squares. The dramatic ground floor provides an uninterrupted link between Lincoln's Inn Fields and the tightly knit spaces of Portugal and Portsmouth Streets to the rear and side respectively.

SIR ARTHUR LEWIS BUILDING
Acquired by LSE in 2013, this building is now home to the Department of Economics. It is Grade 2 Listed and great care has been taken to preserve the building's historic features and character during its renovation.

THE LIBRARY
This site formerly housed a workhouse, a burial ground, a hospital and the warehouse of WH Smith. Remodelling for the LSE Library was completed in 1978, and it was renamed the Lionel Robbins Building, to honour the economist's fundraising efforts. The redevelopment of the Library into its current guise was undertaken by Foster and Partners and completed in November 2001.

SAW SWEE HOCK STUDENT CENTRE
The Centre is named after the late Professor Saw Swee Hock, an LSE alumnus from Singapore. Professor Saw received his PhD from LSE in 1963 and kindly donated £2 million towards the construction of the Centre. It cost £24 million to build and contains 175,000 bricks, in seven different shades.

BABY TEMBO AND THE PENGUIN
Two examples of 12 pieces of art donated to the School by Louis Odette, an LSE alumnus and noted patron of sculptures in public spaces.

THE PEACOCK THEATRE
When not being used by LSE, the Peacock Theatre is Sadler's Wells' home in the West End. Here they present popular dance styles from cultures around the globe as well as related art forms such as circus and physical theatre.

CENTRE BUILDING
The lower floors provide flexible spaces for independent study and a number of lecture theatres and seminar rooms. The departments of Government and International Relations; the European Institute; the International Inequalities Institute, and the School of Public Policy occupy the upper floors. The building is also home to the LSE Alumni Centre, from where we welcome our alumni back to campus.

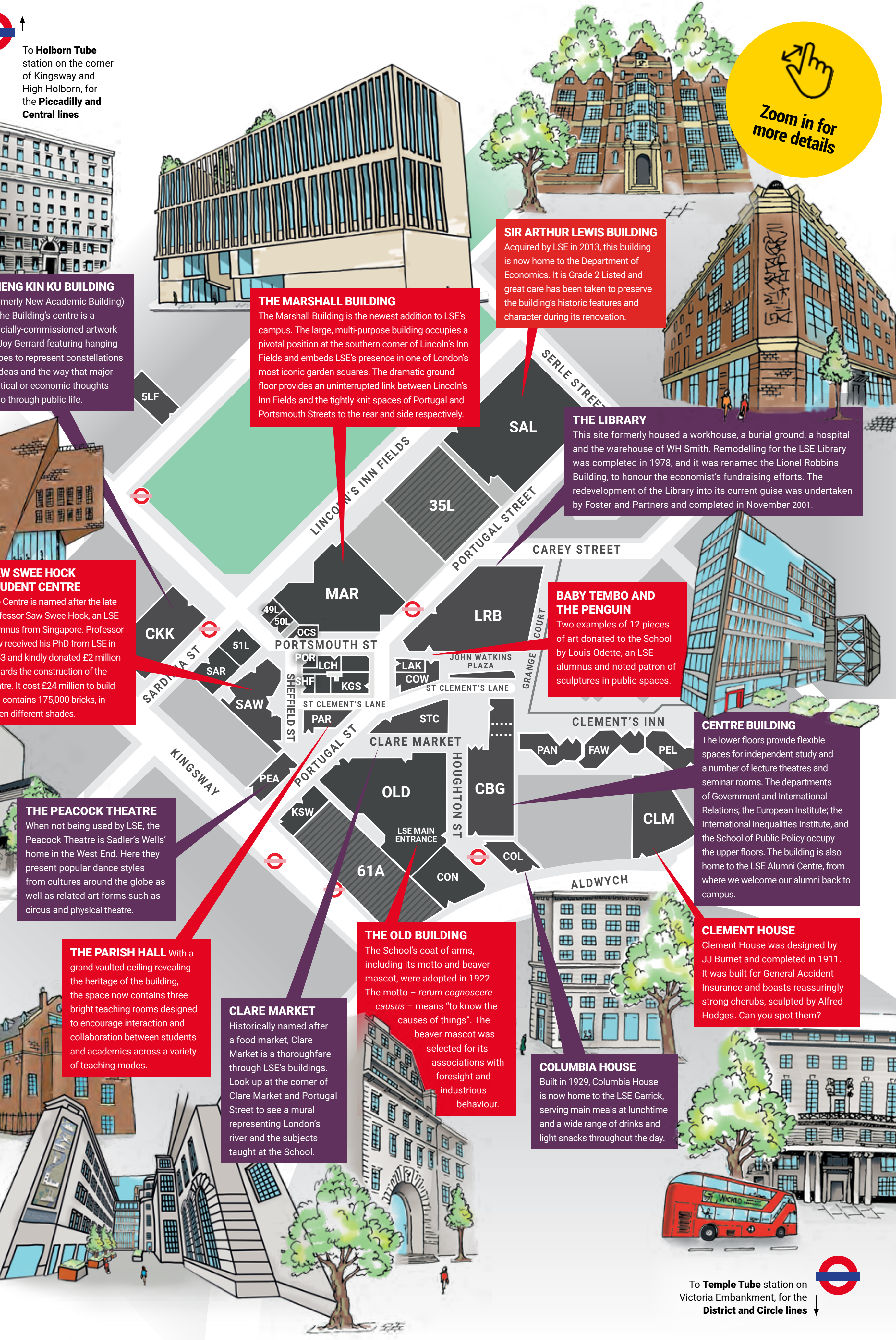
THE PARISH HALL With a grand vaulted ceiling revealing the heritage of the building, the space now contains three bright teaching rooms designed to encourage interaction and collaboration between students and academics across a variety of teaching modes.

CLARE MARKET
Historically named after a food market, Clare Market is a thoroughfare through LSE's buildings. Look up at the corner of Clare Market and Portugal Street to see a mural representing London's river and the subjects taught at the School.

THE OLD BUILDING
The School's coat of arms, including its motto and beaver mascot, were adopted in 1922. The motto – *rerum cognoscere causas* – means "to know the causes of things". The beaver mascot was selected for its associations with foresight and industrious behaviour.

CLEMENT HOUSE
Clement House was designed by JJ Burnet and completed in 1911. It was built for General Accident Insurance and boasts reassuringly strong cherubs, sculpted by Alfred Hodges. Can you spot them?


COLUMBIA HOUSE
Built in 1929, Columbia House is now home to the LSE Garrick, serving main meals at lunchtime and a wide range of drinks and light snacks throughout the day.



To **Temple Tube** station on Victoria Embankment, for the **District and Circle** lines



Scroll down to take the tour.



Tour

At the Open Day, you are free to explore and discover LSE's compact campus at your leisure using this self-guided tour.


1 Old Building

Begin your tour outside the Old Building. In 1920 King George V laid the foundation stone by the main entrance of what remains the heart of LSE's campus. Look up and you will see "Final Sale", an installation created by the Recycle Group dealing with consumerism, recycling imagery and materials. Today the Old Building is home to one of the School's principal lecture theatres (the Old Theatre); the Shaw Library (a restful space with a lending collection of general literature and recorded music, daily newspapers and magazines and regular lunchtime concerts); a large restaurant, and the Student Services Centre.




Walk down Houghton Street, keeping the Old Building on your left. Cross LSE Square, noting the mural above you on the wall of the St. Clement's Building

Spectra, by artist Tod Hanson, is a five-storey-high artwork intended to illustrate the first priority in LSE's 2030 Strategy, "educate for impact", through a spectrum of ideas, locations, buildings and analytical methodologies. The Booth Poverty Map acts as the starting point for the artwork. Part of LSE Library's archive of Charles Booth's "Inquiry into the Life and Labour of the People in London" (1886-1903), the section of map the artwork focuses on depicts the area of London LSE occupies. The form of Lincoln's Inn Fields can be seen at the top and the organic arc of the Thames in the lower section. In an approximation of a centre point, a red square denotes LSE's Centre Building. The artwork's elliptical form is distorted through Hanson's use of *trompe l'oeil* – from certain vantages the disc will appear to be three dimensional, sinking into or rising from St Clement's Wall.





Continue up the ramp into John Watkins Plaza. The LSE Library is now in front of you.




2 The British Library of Political and Economic Science

The British Library of Political and Economic Science (LSE Library) was founded in 1896 and houses many world class collections on the themes of women's equality and rights, LGBT+ equality and rights, peace and internationalism, Britain's relationship with the European Union, development of left-wing thought, and poverty and welfare.


In 2013, LSE Library became custodians of The Women's Library, the oldest and largest library in Britain devoted to the history of women's campaigning and activism which follows the history of feminism from the late 19th century to the present day.

The Library is also home to LSE LIFE and the Learning Lab. The Learning Lab is here to support you throughout your journey at LSE. The Learning Lab offers workshops, one-to-one sessions and other unique events to help you discover your strengths, develop yours skills and bring them together to reach your goals.






With the Library in front of you, turn left and walk toward Portugal Street. Turn right and walk along Portugal Street until it meets Serle Street. Turn left and walk a short way along Serle Street, then turn left again into Lincoln's Inn Fields. On your left is the Sir Arthur Lewis Building.




3 Sir Arthur Lewis Building

LSE converted the former Land Registry Building into 32 Lincoln's Inn Fields in 2013. In March 2023, it was renamed the Sir Arthur Lewis Building in honor of the Nobel Prize winning Economist, LSE's first black academic and the UK's first black professor. Enjoying views over the UK's largest city square, the Building is home to the Department of Economics and offers five floors of academic offices plus three lower floors of teaching and student activity areas, which can cater for up to 1,000 students.




Continue west, passing LSE's most recent acquisition, 35 Lincoln's Inn Fields (the Firoz Lalji Global Hub), until you reach the Marshall Building, on your left-hand side, just before the junction with Portsmouth Street.




4 The Marshall Building

The Marshall Building, completed in January 2022, delivers an additional 18,000 square metres of space and serves as a link between the buildings around Houghton Street and those in Lincoln's Inn Fields. The Building is home to the departments of Accounting, Finance and Management as well as the Marshall Institute for Philanthropy and Social Entrepreneurship. It boasts a sports centre with multipurpose sports hall, squash courts and dynamic weights room; arts rehearsal facilities and music practice rooms, and a café – Beaver's Brew.






Walk on, crossing Portsmouth Street and immediately turning right to cross Sardinia Street. You are now outside LSE's Cheng Kin Ku Building.




5 Cheng Kin Ku Building


The Cheng Kin Ku Building was opened as the New Academic Building in 2008 and renamed in June 2023.



It houses the LSE Law School, the Department of Geography and Environment and boasts eight floors of teaching rooms, lecture theatres and offices, built around a soaring central atrium flooded with natural light.



Continue further along Sardinia Street until you reach Kingsway. Above you is an artwork by Richard Wilson called 'Square the Block'. Return back along Sardinia Street and turn right into Portsmouth Street. On your left you will see the Old Curiosity Shop.




6 The Old Curiosity Shop

Dating from the end of the 1500s, The Old Curiosity Shop is one of London's oldest shops and boasts the overhanging second floor and sloping roof typical of structures of that time. Although the name was added after the 1841 publication of Charles Dickens' novel, as a means of attracting business, it is likely the building was known to Dickens. LSE acquired The Old Curiosity Shop in 2017.





Turn around and behind you is the Saw Swee Hock Student Centre.


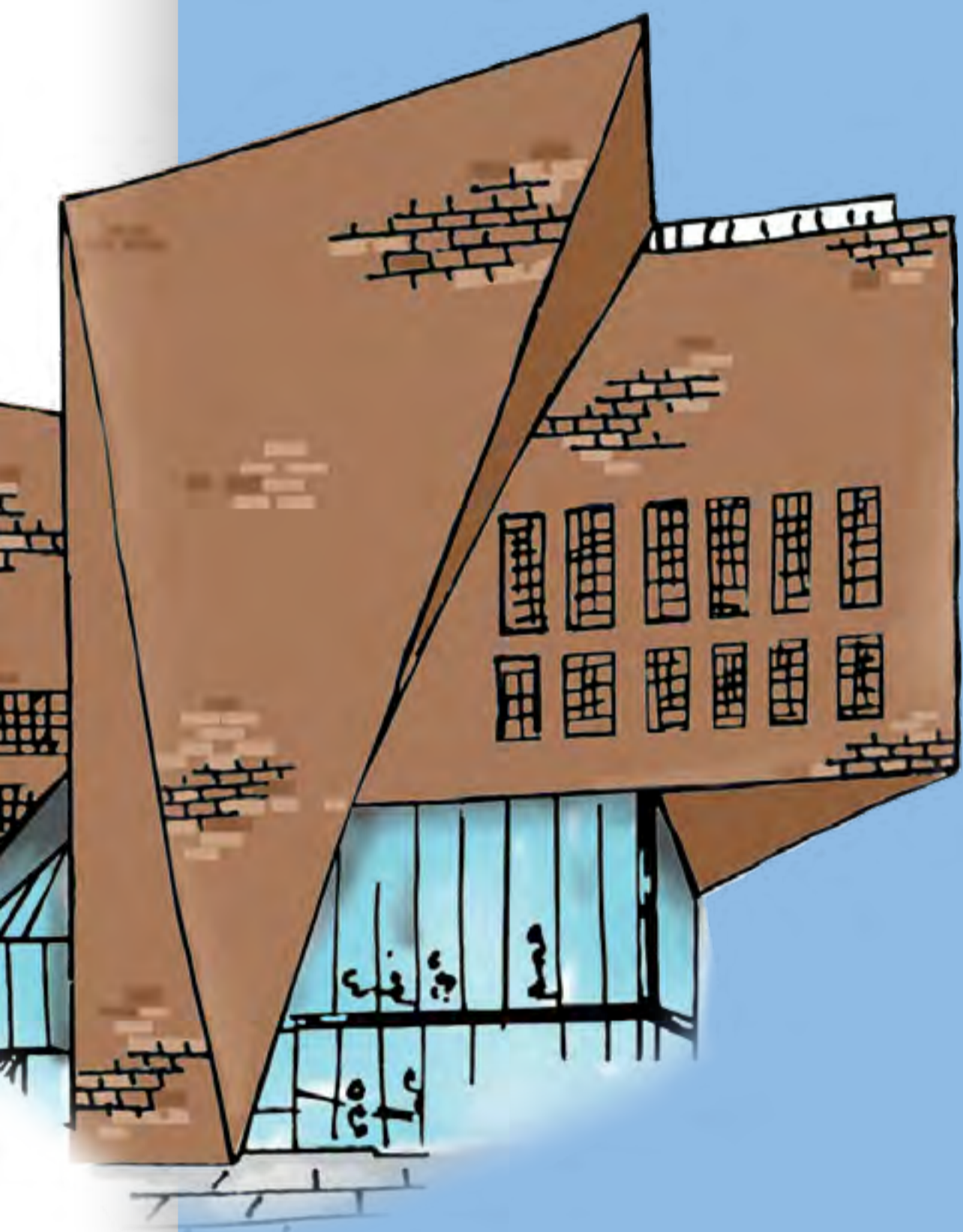


7 Saw Swee Hock Student Centre


Since opening in 2014, the Student Centre has won a host of architecture awards, including the prestigious RIBA London Building of the Year Award 2014. The building is a student hub and houses the LSE Students' Union and a large venue space.

Here you will find a pub, a fitness centre and LSE Careers. The Student Centre is also home

to the LSE Media Centre, which includes LSE's Pulse Radio, its weekly newspaper (*The Beaver*) and its termly journal (*The Clare Market Review*). You can visit the Faith Centre on the 2nd floor, home to LSE's diverse religious activities and a quiet, reflective space of all faiths and none.




With the Student Centre in front of you turn left and walk to Portugal Street, passing "The World Turned Upside Down", a sculpture by the Turner Prize-winning artist Mark Wallinger. Turn right on Portugal Street, where you will find the Peacock Theatre.



8 Peacock Theatre

LSE uses this 999 seat West End theatre for lectures, public talks, conferences and graduation ceremonies.




Turn around and walk back along Portugal Street, turning right down Clare Market.




9 Clare Market

On your right is the Student Services Centre, which brings together LSE's student support services, with drop-in sessions for prospective students, immigration and fee queries each week.


On your left is the GenDen, a co-working space for LSE's entrepreneurial community. Visit the GenDen today to learn more about LSE Generate.




Continue forward into LSE square. You will see the Centre Building in front of you, with the entrance on your right.




10 Centre Building



Opened in June 2019, this 13 storey building is home to political sciences at LSE, housing the departments of Government and International Relations, the European Institute and the School of Public Policy. It provides students with flexible study and teaching space and includes a cafe on the ground floor. The Centre Building is also home to the Alumni Centre, which is open for you to visit and hear how LSE supports students after graduation.



Walk through the pedestrian passage, next to the Alumni Centre, and down the steps into Clement's Inn.





11 Clement's Inn


Clement's Inn is home to Pankhurst House, Fawcett House and Pethick-Lawrence House, renamed in 2018 after the suffrage campaigners Emmeline Pankhurst, Millicent Garrett Fawcett and Emmeline Pethick-Lawrence.

The three buildings are on the same site as the London headquarters of the Women's Social and Political Union, also known as "The Suffragettes".

You will see a plaque marking this on the wall next to the entrance to Pethick-Lawrence House. This is also home to the St Philips Medical Centre, providing NHS treatment to LSE students.



Continue along Clement's Inn and through the gate at the end, leading out onto the Aldwych. Turn right and follow the pavement round until you come to Clement House, on your right.





12 Clement House

Clement House was built in 1911, and acquired by LSE in the mid 1990's. On the ground floor is the Hong Kong Theatre, which is used for both academic and public lectures.




Continue on the Aldwych until you reach Houghton Street on your right.



13 LSE Garrick

On the corner of Houghton Street and the Aldwych is LSE Garrick. The ground floor of this café serves a variety of hot and cold drinks, sandwiches and snacks while the lower floor offers a main meal service. It makes an ideal place to rest at the end of your tour.



You have now explored LSE!

[Back to quick links page](#)

Local area map

What's in the area surrounding LSE and walking routes to our accommodation tours.

View on [Google Maps](#).



LSE Travel Fund

You may be eligible for reimbursement of some or all of your travel expenses to attend today's Open Day. See [LSE Travel Fund](#) for further information and eligibility criteria.







[Back to quick links page](#)

LSE campus map

Your Open Day locations at a glance.

View on [Google Maps](#).



-  LSE Open Day venues
-  LSE building
-  LSE building development
-  Information
-  Cycle hire station
-  Meeting point for family and friends
-  Quiet space – Faith Centre, 2nd floor, SAW

Accessibility

LSE aims to create an environment that enables all students to participate fully in university life. All rooms and buildings at the Open Day are accessible, and most rooms and lecture theatres are fitted with infra-red hearing systems. Access guides to the School's buildings are available at AccessAble.co.uk



[Back to quick links page](#)



THE LONDON SCHOOL
OF ECONOMICS AND
POLITICAL SCIENCE ■

LSE Open Day

Wednesday 22 April 2026

KEEP IN TOUCH

 [@StudyLSE](#)

 facebook.com/lseps

 [@londonschoolofeconomics](#)

 youtube.com/lsewebsite

 tiktok.com/@lse

 blogs.lse.ac.uk/studentsatlse/

 lse.ac.uk/ask-LSE

[Back to quick links page](#)