

The LSE logo, consisting of the letters 'LSE' in white on a red square background.

LSE

THE LONDON SCHOOL
OF ECONOMICS AND
POLITICAL SCIENCE

A photograph of the LSE Old Building, a grand stone structure with a large arched entrance. The archway features a detailed relief sculpture of figures in a library. Several people are visible: a man in a dark shirt and shorts on the left, a woman in a white shirt and jeans near the entrance, and a group of students on the right, one with a large blue backpack. The building has multiple windows with blue frames. A red LSE logo is mounted on the wall to the left of the entrance, and the words 'Old Building' are inscribed below it.

LSE
Old Building

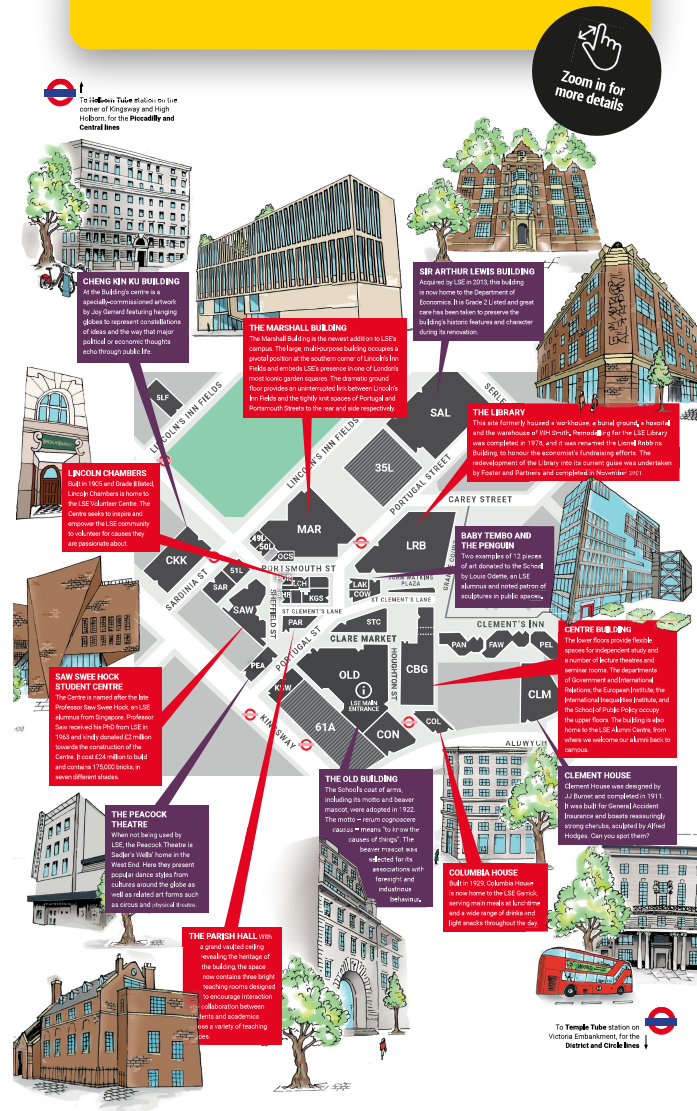
LSE Explorer

Self-guided campus tour

Welcome to The London School of Economics and Political Science

This self-guided tour will help you explore our campus at your own pace and introduce you to some of our most notable buildings. As you walk around we hope you'll enjoy mixing with the School's vibrant and cosmopolitan student body and experience the strong sense of community that our compact, largely pedestrianised, campus fosters.

If you have questions about applying to and studying at LSE you will find links to further information at the end of this guide.



Scroll down to take the tour.



1 Old Building

Begin your tour outside the main entrance to the Old Building in Houghton Street. In 1920 King George V laid the foundation stone of what remains the heart of LSE's campus. Look up and you will see "Final Sale", an installation created by the Recycle Group dealing with consumerism, recycling imagery and materials. Today the Old Building is home to one of the School's principal lecture theatres (the Old Theatre); the Shaw Library (a restful space with a lending collection of general literature and recorded music, daily newspapers and magazines and regular lunchtime concerts); a large restaurant, and the Student Services Centre.



Walk down Houghton Street, keeping the Old Building on your left. Cross LSE Square, noting the mural above you on the wall of the St. Clement's Building.



Spectra, by artist Tod Hanson, is a five storey-high artwork intended to illustrate the first priority in LSE's 2030 Strategy, "educate for impact", through a spectrum of ideas, locations, buildings and analytical methodologies. The Booth Poverty Map acts as the starting point for the artwork. Part of LSE Library's archive of Charles Booth's "Inquiry into the Life and Labour of the People in London" (1886-1903), the section of map the artwork focuses on depicts the area of London LSE occupies.

The form of Lincoln's Inn Fields can be seen at the top and the organic arc of the Thames in the lower section. In an approximation of a centre point, a red square denotes LSE's Centre Building (located behind you). The artwork's elliptical form is distorted through Hanson's use of trompe l'oeil – from certain vantage the disc will appear to be three dimensional, sinking into or rising from St. Clement's Wall.



Continue up the ramp into John Watkins Plaza. The LSE Library is now in front of you.



2 The British Library of Political and Economic Science

The LSE Library, founded in 1896 as the British Library of Political and Economic Science, is the largest in the world devoted exclusively to the social sciences.

The Library subscribes to over 50,000 e-journals as part of its electronic information provision and has over four million separate printed items including over 33,000 past and present journal titles. The Library is also home to LSE LIFE - a place where students learn more about themselves, their studies and their ambitions. LSE LIFE offers workshops, one-to-one sessions and other unique events to help the School's students discover their strengths, develop their skills and come together to reach their goals.





With the Library in front of you, turn left and walk past LSE's resident penguin and Tembo the baby elephant, toward Portugal Street. Turn right and walk along Portugal Street until it meets Serle Street. Turn left and walk a short way along Serle Street, then turn left again into Lincoln's Inn Fields. On your left is the Sir Arthur Lewis Building.



3 Sir Arthur Lewis Building

LSE converted the former Land Registry building into 32 Lincoln's Inn Fields in 2013. In March 2023 it was renamed the Sir Arthur Lewis Building in honour of the Nobel Prize winning economist, LSE's first Black academic and the UK's first Black professor. Enjoying views over the UK's largest city square, the building is home to the Department of Economics and offers five floors of academic offices plus three lower floors of teaching and student activity areas, catering for up to 1,000 students.






Continue walking, passing LSE's most recent acquisition, 35 Lincoln's Inn Fields (the First Lab Global Hub), until you reach the Marshall Building, on your left-hand side, just before the junction with Portsmouth Street.

4 The Marshall Building

The Marshall Building, completed in January 2022, provides 18,000 square metres of space and serves as a link between LSE's buildings around Houghton Street and those in Lincoln's Inn Fields. It is home to the departments of Accounting, Finance and Management as well as the Marshall Institute for Philanthropy and Social Entrepreneurship. It boasts a sports centre with: multipurpose sports hall, squash courts and dynamic weights room; arts rehearsal facilities and music practice rooms, and a café – Beaver's Brew.






Walk on, crossing Portsmouth Street and immediately turning right to cross Sardinia Street. You are now outside the Cheng Kin Ku Building.

5 Cheng Kin Ku Building

The School's Cheng Kin Ku Building was purchased in 2004 and originally called the New Academic Building before being renamed in June 2023 in recognition of a commitment to LSE's permanent endowment by alumnus Mr Vincent Cheng. It is named in honour of Mr Cheng's late father. Constructed in 1912, the building has undergone a radical transformation and now provides students with fantastic state-of-the-art facilities. It is home to the LSE Law School and department of Geography and Environment and boasts eight floors of teaching rooms, lecture theatres and offices, built around a soaring central atrium flooded with natural light.






Continue further along Sardinia Street until you reach Kingsway. Above you is an artwork by Richard Wilson called 'Square the Block'. Return back along Sardinia Street and turn right into Portsmouth Street. On your left you will see the Old Curiosity Shop.

6 The Old Curiosity Shop

Dating from the end of the 1500s, The Old Curiosity Shop is one of London's oldest shops and boasts the overhanging second floor and sloping roof typical of structures of that time. Although the name was added after the 1841 publication of Charles Dickens' novel as a means of attracting business, it is likely the building was known to Dickens. LSE acquired The Old Curiosity Shop in 2017.





Turn around and behind you is the Saw Swee Hock Student Centre.

7 Saw Swee Hock Student Centre

Since opening in 2014, the Student Centre has won a host of architecture awards, including the prestigious RIBA London Building of the Year Award 2014. The building is a student hub and houses the LSE Students' Union and a large venue space. Here you will find a pub, a fitness centre and LSE Careers.

The Student Centre is also home to the LSE Media Centre, which includes LSE's Pulse Radio, its weekly newspaper (The Beaver) and its termly journal (The Clare Market Review). On the 2nd floor is the Faith Centre, home to LSE's diverse religious activities and a quiet, reflective space for staff and students of all faiths and none.





With the Student Centre in front of you turn left and walk to Portugal Street, passing 'The World Turned Upside Down', a sculpture by the Turner Prize-winning artist Mark Wallinger. Turn right on Portugal Street, where you will find the Peacock Theatre.


8 Peacock Theatre

LSE uses this 999 seat West End theatre for lectures, public talks, conferences and graduation ceremonies.



9 Clare Market

On your right is the Student Services Centre, which brings together LSE's student support services, with regular drop-in sessions for prospective students, immigration and fee queries. Above the windows are a series of bas-reliefs by the sculptor ES Frith. On your left is the GenDen, a co-working space for LSE's entrepreneurial community.




Continue on and re-enter LSE square. You will see the Centre Building in front of you, with the entrance on your right.

10 Centre Building

Opened in June 2019, this 13 storey building is home to political sciences at LSE, housing the departments of Government and International Relations, the European Institute and the School of Public Policy.

It provides students with flexible study and teaching space and includes a cafe on the ground floor. The Centre Building is also home to the Alumni Centre, providing the School's alumni with space to work, relax, learn and reconnect with friends.



Walk through the pedestrian passage, next to the Alumni Centre, and down the steps into Clement's Inn.

11 Clement's Inn

Clement's Inn is home to Pankhurst House, Fawcett House and Pethick-Lawrence House, renamed in 2018 after the suffrage campaigners Emmeline Pankhurst, Millicent Garrett Fawcett and Emmeline Pethick-Lawrence. The three buildings are on the same site as the London headquarters of the Women's Social and Political Union, also known as "The Suffragettes". You will see a plaque marking this on the wall next to the entrance to Pethick-Lawrence House. This is also home to the St Philips Medical Centre, providing NHS treatment to LSE students.



Continue along Clement's Inn and through the gate at the end, leading out onto the Aldwych. Turn right and follow the pavement round until you come to Clement House, on your right.



12 Clement House

Clement House was built in 1911 and acquired by LSE in the mid 1990's.

On the ground floor is the Hong Kong Theatre, which is used for both academic and public lectures.



Continue on the Aldwych until you reach Houghton Street on your right.

13 LSE Garrick

On the corner of Houghton Street and the Aldwych is LSE Garrick. The ground floor of this café serves a variety of hot and cold drinks, sandwiches and snacks while the lower floor offers a main meal service. It makes an ideal place to rest at the end of your tour.



You have now explored LSE!

Want to learn more about applying to and studying at LSE?

The Student Recruitment and Study Abroad team operate drop-in consultations for prospective students every Monday to Friday between 11am and 12 noon in the Student Services Centre (ground floor of the Old Building).

You can also ask us questions in real-time through our [Live Chat](#) service, available from 1-3pm every Monday to Friday.

Find out more:

[Undergraduate study](#)

[Graduate study](#)

[Summer schools](#)

[Study abroad](#)

[Information for international students](#)

[Attend one of our public events](#)

[Experience LSE from home](#)

[Undergraduate and graduate fees and funding](#)

LSE ON SOCIAL MEDIA

 [@StudyLSE](#)

 [facebook.com/lseps](#)

 [@londonschoolofeconomics](#)

 [youtube.com/lsewebsite](#)

 [tiktok.com/@lse](#)

LSE campus map

All LSE locations at a glance.



LSE building



LSE building development



Information



Cycle hire station

Accessibility

LSE aims to create an environment that enables all students to participate fully in university life.



Access guides to the School's buildings are available at [AccessAble.co.uk](https://www.accessable.co.uk)