



THE LONDON SCHOOL
OF ECONOMICS AND
POLITICAL SCIENCE ■

130 EST 1895
years

Welcome to
the Department
of Mathematics

MSc Operations Research & Analytics Handbook

2025/26



lse.ac.uk/mathematics



Contents

Department of Mathematics

- 3** Welcome from the Head of Department
- 4** Key Staff
- 6** About the Department
- 8** Studying and Academic Support
- 13** Course Selection and Timetables
- 15** Assessment
- 18** Assessment Criteria
- 20** Feedback
- 22** Useful Links
- 23** Personal and Professional Development
- 25** Jargon Buster
- 26** Useful Information
- 27** Key Information
- 69** LSE Campus

This information can be made available in alternative formats, on request.
Please contact maths.info@lse.ac.uk



Connect with the LSE community
studenthub.lse.ac.uk/welcome

Welcome from the Head of Department

Welcome to the Department of Mathematics at LSE.

By joining one of our degree programmes, you become a member of a vibrant intellectual community, comprising excellent students (BSc, MSc and PhD), world-leading faculty, experienced professional services staff, and high-achieving alumni. By taking advantage of the rich and diverse learning environment at LSE, you can further develop your talents and advance your knowledge.

The Department's teaching and research are shaped to a large extent by its position within LSE, a world-leading social sciences institution engaging with the whole world. Within this environment we view teaching and research as complementary activities, each enhancing the other, and we want to be excellent in both. On top of that, we want to offer a supportive and friendly environment in which everybody can fulfil their potential. Throughout the year we organise activities aimed at making sure you get to know your fellow students and other members of the LSE community. We really hope you will engage with those activities and tell us if there are others you would like to see organised.

In this handbook you will find a wealth of information about your degree programme, your studies, the support the Department and LSE offer, and much more. [Our website](#) provides further and up-to-date information, including news and events, and a section for current students in the Department.

Finally, if at any point during your time with us you feel that there is something I should be aware of regarding your experience in the Department of Mathematics or at LSE (good or bad), do not hesitate to contact me, by email, in person, or on Zoom. I wish you an excellent start at LSE, and I am sure your studies here will be a most enriching and stimulating time.



Professor Bernhard von Stengel

Head of Department

b.von-stengel@lse.ac.uk

Key Staff



Prof Gregory Sorkin is the Programme Director for this degree. After your individual Academic Mentor, he is your main contact for academic queries.

Email: g.b.sorkin@lse.ac.uk



Rebecca Batey is the MSc Programmes Manager for all MSc programmes in the Department. She is your main contact for any administrative queries.

Email: R.Batey@lse.ac.uk



Professor Bernhard von Stengel is the Head of the Department. He is responsible for all academic activities, students, staff and programmes offered by the Department.

Email: b.von-stengel@lse.ac.uk

Please check the departmental website for a full list of academic staff, their research interests, office hours and contact details:

lse.ac.uk/Mathematics/people

lse.ac.uk/Mathematics/internal/Office-Hours.aspx

Other Professional Services Staff you may need to know are:

Kate Barker – Department Manager

Yan Zhang – Teaching Support Officer

Joe Faulkner – Communications, EDI and Student Experience Officer



Name	Email	Room Number
Dr Ahmad Abdi	a.abdi1@lse.ac.uk	COL.2.02
Professor Peter Allen	p.d.allen@lse.ac.uk	COL.4.15
Professor Martin Anthony ***	m.anthony@lse.ac.uk	COL.1.05
Dr Galit Ashkenazi-Golan	g.ashkenazi-golan@lse.ac.uk	COL.3.08
Dr Tuğkan Batu	t.batu@lse.ac.uk	COL.4.04
Dr Ofelia Bonesini	o.bonesini@lse.ac.uk	COL.4.05
Professor Julia Böttcher	j.boettcher@lse.ac.uk	COL.4.03
Professor Graham Brightwell	g.r.brightwell@lse.ac.uk	COL.3.10
Dr Christoph Czichowsky **	c.czychowsky@lse.ac.uk	COL.3.11
Dr Albina Danilova *	a.danilova@lse.ac.uk	COL.4.09
Dr Pavel Gapeev	p.v.gapeev@lse.ac.uk	COL.4.10
Professor Olivier Gossner	o.gossner@lse.ac.uk	COL.5.04
Professor Jan van den Heuvel*	j.van-den-heuvel@lse.ac.uk	COL.3.07
Dr Ioannis Kouletsis	i.kouletsis@lse.ac.uk	COL.4.13
Professor Andrew Lewis-Pye	a.lewis7@lse.ac.uk	COL.3.12
Dr Arne Lokka	a.lokka@lse.ac.uk	COL.4.08
Dr Neil Olver	n.olver@lse.ac.uk	COL.2.08
Professor Adam Ostaszewski	a.j.ostaszewski@lse.ac.uk	COL.4.06
Dr David O'Sullivan	d.r.osullivan@lse.ac.uk	COL.4.08
Dr Katerina Papadaki	k.p.papadaki@lse.ac.uk	COL.2.05
Professor Johannes Ruf	j.ruf@lse.ac.uk	COL.3.06
Professor Amol Sasane	a.j.sasane@lse.ac.uk	COL.4.05
Dr Raimundo Saona Urmeneta	r.saona-urmeneta@lse.ac.uk	COL.5.05
Dr Robert Simon	r.s.simon@lse.ac.uk	COL.4.07
Professor Jozef Skokan	j.skokan@lse.ac.uk	COL.3.04
Professor Gregory Sorkin	g.b.sorkin@lse.ac.uk	COL.2.07
Professor Bernhard von Stengel	b.von-stengel@lse.ac.uk	COL.4.12
Dr Shengding Sun	s.sun28@lse.ac.uk	COL.5.05
Professor Konrad Swanepoel	k.swanepoel@lse.ac.uk	COL.3.09
Professor Luitgard Veraart	l.veraart@lse.ac.uk	COL.4.11
Dr James Ward	j.m.ward@lse.ac.uk	COL.4.14
Professor Giacomo Zambelli *	g.zambelli@lse.ac.uk	COL.2.06
Professor Mihail Zervos	m.zervos@lse.ac.uk	COL.4.02

* unavailable for AT 2025/26 ** unavailable for WT 2025/26 *** unavailable for all 2025/26

About the Department

The LSE Department of Mathematics is internationally recognised for its teaching and research. Located within a world-class social science institution, the Department aims to be a leading centre for mathematics in the social sciences. The Department's growth trajectory reflects the increasing impact that mathematical theory and mathematical techniques are having on subjects such as economics and finance, and on many other areas of the social sciences. The Department offers eight degree programmes across various levels: undergraduate; postgraduate; and MPhil/PhD.

Department Office

The Department's main office can be found on the 4th floor of Columbia House in **COL.4.01**. The team is available to assist with general enquiries as well as student support, submission of coursework and other non-academic queries. You can also find members of Professional Services Staff in COL.3.03.

During term time, the office is open from **10am-12 noon** and **2-4pm**.

Postal address:

Department of Mathematics, COL.4.01
The London School of Economics and Political Science
Houghton Street
London WC2A 2AE

Email: maths.info@lse.ac.uk

Email

The School will use your LSE email address to communicate with you so you should check it regularly. You can access this off campus using [Webmail](#). If on campus, the email program Microsoft Outlook is available on all student PCs on the LSE network.

Social Media, Blog and Student Hub

You can follow our LinkedIn page to connect with our alumni community. To stay up to date with our latest news and events, check out our [Instagram](#), [Bluesky](#), and [Facebook](#) pages, or catch up on videos on our [YouTube](#) channel.

- We are also on the [Student Hub](#) app! Our main departmental page can be found here: studenthub.lse.ac.uk/channel/56





Studying and Academic Support

Your Academic Mentor

At the start of term all students will be assigned an Academic Mentor. Your Academic Mentor will:

- Provide you with academic guidance and feedback on your progress and performance.
- Discuss any academic problems you may be experiencing.
- Provide pastoral support on non-academic issues and refer you, as necessary, to sources of support within the School.
- Meet with you regularly and maintain regular contact with you outside of meetings.
- Likely be one of the people that will write reference letters for you in future, making it important that they get to know you well.

During your first few weeks, you must contact your Mentor to discuss and agree your choice of courses. After this initial meeting, you should arrange other meetings with your Mentor at least once or twice in each term. They will contact you to set up these meetings, but you are also welcome to contact them any time.

Mentors will be able to discuss with and advise you on a range of academic and pastoral issues. These can include: academic progress; course choices; deferral; exams; and personal circumstances. Academic Mentors are also one of the first faculty points of contact if you are facing difficulties with your studies. Academic Mentors will treat all information you give them with the appropriate level of confidentiality, although sometimes it may be necessary for your Mentor to discuss information with other relevant members of staff. To find out more about the Academic Mentor role, see [here](#).

During your time at LSE, you will also have access to our new [Departmental Senior Student Advisers](#), who are here to support you throughout your degree. Your adviser will help you to navigate (alongside your Academic Mentor and other departmental colleagues) the advice and support services available to you and will assist with your wellbeing needs.

Note that your Academic Mentor is not responsible for assisting you with administrative problems. If something is wrong with your registration, timetable, etc., you should contact the [Student Services Centre](#) or [Rebecca Batey](#).



Programme Director

The Programme Director for the MSc in Operations Research & Analytics for this year is **Professor Gregory Sorkin**.

The Programme Director is in overall charge of the tutorial system for your degree, and is also responsible for monitoring the progress of students. They approve outside options, as well as any special arrangement requests.

In most cases you should consult your Academic Mentor before seeing the Programme Director. If you have difficulties communicating with your Academic Mentor, you can contact the Programme Director to discuss the situation further. In exceptional circumstances, where you feel the Programme Director is unable to help, you are welcome to instead consult the Head of Department.

Equity, Diversity and Inclusion

The School's commitment to equity, diversity and inclusion is one of its strategic priorities and one of the core principles set out in the School's Ethics Code.

Find out more about Equity, Diversity and Inclusion in the Department of Mathematics here: **lse.ac.uk/Mathematics/EDI**

Lectures and Seminars

Mathematics courses taught by the Department are taught by means of lectures and seminars/classes. For each course there are usually two hours per week during the teaching terms. Most half-unit courses run for one term: 11 weeks of teaching.

For each course, you will also be assigned to a seminar once a week. Seminars normally start in week two of the term and **attendance is compulsory**. Teaching arrangements on courses run by other departments may be different, so check the **course guide** for more information.

Postgraduate Study Room

You will have access to the Department of Mathematics study room for MSc students. This room is **COL.2.12** (on the 2nd floor of Columbia House) and is available 7am-12 midnight on weekdays, and 8am-10pm on weekends. You will need your ID card for access to the building and to the room.

Graduation Ceremonies

The Graduation Ceremony for MSc Operations Research & Analytics students takes place in December, with the ceremony held on campus in the Peacock Theatre. The Student Services Centre emails invitations, which include details of the ticket booking process, 5-6 months before the ceremonies are scheduled to take place. The ceremony itself usually lasts 60-80 minutes and is immediately followed by an on-campus drinks reception with the Department.

For more information, including the dates of future ceremonies and details of the School's overseas ceremonies, please see: lse.ac.uk/ceremonies.



Programme Structure

Paper	Course	Course Title
1	MA423	Optimisation Theory and Modelling (0.5) #
2	MA424	Stochastic Modelling and Simulation (0.5) #
3	MA429	Algorithmic Techniques in Machine Learning (0.5) #
4	Courses to the value of 0.5 unit(s) from the following:	
	MA402	Mathematical Game Theory (0.5) #
	MA407	Algorithms and Computation (0.5) #
	MA421	Topics in Algorithms (0.5) #
	MA427	Nonlinear Optimisation and Applications (0.5) #
	MA428	Combinatorial Optimisation (0.5) #
	MA434	Algorithmic Game Theory (0.5) # (suspended 2025/26)
	MA437	Learning Dynamics in Games (0.5)
5	Courses to the value of 0.5 unit(s) from the following: A	
	MA433	Mathematics of Networks (0.5) #
	MA436	Mathematics of Cryptocurrencies and the Blockchain (0.5) #
	ST418	Advanced Time Series Analysis (0.5) #
	ST447	Data Analysis and Statistical Methods (0.5) #
	ST449	Artificial Intelligence (0.5) #
	ST451	Bayesian Machine Learning (0.5) #
	ST455	Reinforcement Learning (0.5) #
	ST456	Deep Learning (0.5) #
	ST457	Graph Data Analytics and Representation Learning (0.5) #
	ST463	Stochastic Simulation, Training, and Calibration (0.5) #



6	Courses to the value of 0.5 unit(s) from the following: B	
	FM445	Portfolio Management (0.5)
	MG455	Decisions, Biases and Nudges (0.5) #
	ST459	Quantum Computation and Information (0.5) #
7	One of the following courses:	
	MA425	Project in Operations Research & Analytics (1.0)
	MA426	Dissertation in Operations Research & Analytics (1.0)

Notes:

means there may be prerequisites for this course. Please view the course guide for more information.

A: Paper 5: Another course from those listed under Paper 4.

B: Paper 6: Another course from those listed under Papers 4 and 5 or any other MSc-level course, with approval of the Programme Director and the teacher responsible for the course.

Students may choose at most one of: MA402 or MA437.

Upon supplying satisfactory evidence to the course convenor of relevant previous courses taken, a student may be exempted from a course specified in Paper 1, 2, or 3, at the discretion of the Programme Director. A student shall replace such a course with another module, subject to approval of the Programme Director. Exemption from more than one course is rare.

Please note that not all optional courses are available every year.

Note for prospective students:

For changes to graduate course and programme information for the next academic session, please see the [graduate summary page for prospective students](#). Changes to course and programme information for future academic sessions can be found on the [graduate summary page for future students](#).

Course Selection and Timetables

When to select your courses

Course selection will open for browsing on Monday 22 September at 10am and will be open for course selection on Thursday 25 September at 10am. Course selections need to be made by Friday 10 October 2025. You will be able to make changes to Winter Term half-unit courses early in Winter Term. For more information, please check the [course selection webpages](#). Note that courses you have taken in Autumn Term cannot be dropped in Winter Term.

How to select your courses

If you're looking for information on selecting courses, the LSE website offers step-by-step guidance outlining how to explore your options and make choices. You can also refer to the LSE Calendar and your department's guidance for more detailed information. You may also wish to look at course content on Moodle and check the teaching timetable to detect potential clashes. Some departments have controlled access or capped courses which means that places are limited. Make sure that you identify a few back-up courses in case your first choices are not available.

The [LSE calendar](#) is the place to check for programme regulations, detailing which courses you are permitted to take. You will need to select your courses on [LSE For You](#) once the system opens. Guidance on how to do this can be found [here](#).

Providing your selected courses are ready in Moodle, you should be automatically enrolled on their Moodle pages a few hours after selecting your courses on LSE For You. **You must select the compulsory courses for your programme in addition to your optional ones.**

Should you have questions about a particular course, the most efficient strategy is to put them to the Course Convenor. If you have any queries about the programme, speak to your Academic Mentor, who may direct you to the Programme Director. If you have questions about the course selection process, you can contact the MSc Programmes Manager, Rebecca Batey, on r.batey@lse.ac.uk or the [Student Services Centre](#).



Winter Term Course Selection

Course selection will re-open at the start of Winter Term. You are able to change your Winter Term courses during the first two weeks of Winter Term provided the newly chosen half unit courses are not oversubscribed. Late course changes are not permitted in Winter Term once course selection has closed.

Seminar sign up

Where a course is taught in more than one seminar group or in larger lecture groups, students are also required to enrol in seminar groups for the course. This is done through the [Seminar Sign Up facility](#) on [LSE For You](#).

Auditing courses

Some LSE courses allow students to 'audit'. This is an informal arrangement where you can join the lectures but do not take the assessments. These courses do not appear in your course selections or timetable and will not appear on your transcript. Some students choose to audit courses to expand their knowledge in other areas. You are not normally permitted to audit seminars, only lectures. If you would like to audit a course you should first check that your timetable will allow you to join the lectures. If so, contact the relevant Course Convener and ask permission to audit their course.

Getting help

For queries about the course selection process, you can contact the Student Services Centre (SSC) via [their enquiry form](#). The SSC can help if you are experiencing issues with the [LSE For You](#) system. If you are not able to access LSE For You, you can contact [Tech Support](#).

If you have a question about Moodle, please contact eden.digital@lse.ac.uk

For advice around which courses to take and how your programme fits together please contact your Academic Mentor or [Professor Gregory Sorkin](#).



Assessment

This section is about the various forms of assessment you might encounter during your studies.

- **Formative assessment** takes place on all courses, but **does not count** towards your final results. In mathematics courses, this will usually take the form of exercises. The purpose of formative assessment is to provide you with an opportunity for **feedback on your work**. All courses include some kind of formative assessment and you will be given full information about the required piece(s) of work by the course convener.
- **Summative assessment** can take several forms, and **does count** towards your final results. Most MSc courses are primarily assessed by an unseen written exam in the Spring Term, or a project or a piece of coursework. A half unit course (0.5) is usually assessed by a two-hour exam and a full unit course (1.0) by a three-hour exam.

Please note that in order to be considered for a degree, a student **must have attempted and completed all components of summative assessment** as outlined in the [**Taught Masters regulations**](#).

Exams

Most of the courses you will take as part of your degree will be in mathematics. Other Departments have their own traditions and arrangements for assessment, and students are directed to the appropriate Departments to find more about these.

Mathematics courses at LSE are assessed primarily by written, unseen, closed-book exams, although some courses include assessed projects or coursework.

The Department of Mathematics has general guidelines on assessment criteria, which provides broad descriptions of the meaning of marks awarded on our exams. You can read the [**MSc in Operations Research & Analytics**](#).

Also informative is the national [**QAA Subject Benchmark Statement for Mathematics, Statistics and Operational Research**](#). Whilst primarily aimed at undergraduate courses, much of what they say will also apply at graduate level.



Most exams take place during the Spring Term (May/June). There is also a January exam period which takes place just before the start of WT. You can check this information via the MSc Course Guides. The exam timetables are published ahead of the exam periods, in late Autumn or Winter Term.

To help you prepare effectively for your exams you should make yourself fully aware of the format and syllabus to be covered in the exam. Past papers can be accessed via the [Exam Papers - London School of Economics](#) (access restricted to LSE network only).

Marking Criteria

There are specific assessment criteria for larger pieces of assessed coursework. Smaller pieces of assessed coursework are likely to resemble homework exercises in style and nature. One purpose of feedback on formative work is to show students what is expected in assessed coursework and exams.

Coursework will be assessed on accuracy and understanding of the material. It is LSE Policy that students should be given some feedback on assessed coursework. This may take the form of “collective feedback”, for example indications of common errors and parts of questions that were answered particularly well or badly. The exact format of the feedback is at the discretion of the course convenor.

Assessed Coursework

In some courses, you will be set one or more pieces of coursework, a project or other assignments as part of the summative assessment of that course. The lecturer responsible for the course will tell you the nature of any assessed coursework at the beginning of the course. They will also mention roughly when the coursework will be set, and the due date for coursework submission.

Assessed coursework is normally anonymous. (An exception is Continuous Assessment, which is normally not anonymous.) For this reason do not write your name or Student ID Number (eg, 202012345) on any piece of assessed coursework you are submitting – only your **5 digit Examination Candidate Number** (eg, 12345) which can be found on LFY. The Departmental Office will have a record of candidate numbers and names to ensure that a proper record is kept of the submission of coursework.

Please note, students who do not submit all summative coursework components will be considered not to have completed the degree as set out in the **General Academic Regulations** [here](#). This is true regardless of marks in that course or others.

Revise and Submit Policy

In the event that a student fails a summative component, they will be required to revise and resubmit that work, or to submit alternative work on which they will be assessed, depending on what is most appropriate.

Penalties for Late Submission of Coursework and Plagiarism

The School has a clear and strict policy on the late submission of any assessed coursework that counts towards your final degree marks. This information is laid out in the [**General Academic Regulations for Taught Masters Degrees**](#).

If you do not submit a piece of summative assessment by the set deadline (or extended deadline as appropriate), a late penalty may apply. For assessments of longer than three weeks, five marks (out of 100) will be deducted for coursework submitted within 24 hours of the deadline and a further five marks will be deducted for each subsequent 24-hour period (calendar days, not just working days) until the coursework is submitted. Late penalties may vary depending on the type of assessment (e.g. 24-hour or one-week take-home assessments). Full information on the range of penalties is available [**here**](#). After five working days, coursework will only be accepted with the permission of the Chair of the Sub-Board of Examiner of your MSc.





Assessment Criteria

The Department has the following general guidelines on assessment criteria, which provide broad descriptions of the meaning of marks awarded on our assessments.

Mark (%)	Grade Descriptor	Characteristics
1-9	Bad Fail	<ul style="list-style-type: none"> • Nothing presented or completely incorrect information or answers contain nothing at all of relevance • No evidence of understanding • No competence in core basic techniques of the subject
10-19	Bad Fail	<ul style="list-style-type: none"> • Very little information or information that is almost entirely incorrect or irrelevant • Very little evidence of understanding • Very little competence in core basic techniques of the subject
20-29	Fail	<ul style="list-style-type: none"> • Little evidence of understanding • Very limited competence in core basic techniques of the subject
30-39	Fail	<ul style="list-style-type: none"> • Some understanding evident, but no ability to grapple with anything other than a limited range of very routine questions • Limited competence in core basic techniques of the subject or competence only in a small part of the material
40-49	Fail	<ul style="list-style-type: none"> • A demonstration of a basic understanding of and competence in the subject • Some knowledge of, and application of, relevant methods and techniques • A basic range of information and knowledge deployed, with some areas of inaccuracy



Mark (%)	Grade Descriptor	Characteristics
50-59	Pass	<ul style="list-style-type: none"> • A sound understanding of the subject • Knowledge of, and some application of, relevant methods and techniques • A standard, and largely accurate, range of information and knowledge displayed • May demonstrate ability to grapple with standard problems, but limited capacity to solve more unusual or demanding questions involving application of significant understanding of the subject
60-69	Merit	<ul style="list-style-type: none"> • A clear understanding of the subject • Competent application of relevant methods and techniques • Wide and accurate range of information and knowledge deployed • Some capacity to solve more unusual or demanding questions involving application of significant understanding of the subject
70-79	Distinction	<ul style="list-style-type: none"> • A thorough understanding of the subject • Deft application of relevant methods and techniques • Extensive range and consistent accuracy of information and knowledge • A significant capacity to solve more unusual or demanding questions, involving application of thorough understanding of the subject and its methods
80-89	Distinction	<ul style="list-style-type: none"> • A deep understanding of the subject • Mastery of relevant methods and techniques • Highly extensive range and consistent accuracy of information and knowledge • An impressive ability to solve more unusual or demanding questions involving application of deep understanding of the subject and its methods
90-100	Distinction	<ul style="list-style-type: none"> • A comprehensive and deep understanding of the subject • Mastery of relevant methods and techniques and an ability to deploy them with flair • Very extensive range and consistent accuracy of information and knowledge • An outstanding ability to solve unusual and demanding questions involving application of deep and comprehensive understanding of the subject and its methods

Feedback

Lecturers, class teachers and academic mentors hold regular office hours and are on hand to answer queries throughout the term and provide feedback. They also provide specific written feedback on LSE for You (LFY). Submitting all your homework for marking is also an excellent way of ensuring you get regular feedback.

What is feedback?

- It is part of learning, providing you with ideas and information about how to make improvements
- It is a dialogue between you and all those other people you come across in your learning, who help you develop and understand ideas
- It is a joint responsibility: you need to be an active player, not a passive recipient!

How can feedback help you?

- It helps you improve the particular assignment you are working on
- It gives you useful pointers for subsequent work
- It helps you understand the criteria that will be used to assess you in exams and coursework, where the grade counts towards your degree result
- It is an opportunity to reflect and plan what actions you need to make next
- It motivates you to reach your potential



How is feedback provided?

You will get feedback on all sorts of work:

- Problem sets
- Mock exams, 'exam type' assignments and tests
- Your contributions to class discussions
- Your participation in Moodle discussion fora
- Questions you raise in lectures or online
- Class presentations
- Course essays
- Group projects
- Your work overall throughout the term

Feedback comes in many different forms:

- Written comments on work you've handed in
- Direct oral feedback from your class teacher
- Group feedback from your lecturer
- Information feedback from discussion with fellow students and teachers
- Online feedback (Moodle, email, LFY, etc)

Feedback comes from a variety of sources

- Your class teachers and lecturers
- Your Academic Mentor
- Fellow students on your courses/programme
- Fellow students in your hall/housing/neighbourhood

Useful Links

The following links contain information that you will find particularly useful:

MSc Operations Research and Analytics Regulations:

[MSc in Operations Research & Analytics \(lse.ac.uk\)](#)

Local Rules for the MSc Operations Research & Analytics Programme:

[lse.ac.uk/resources/calendar/LocalRules/MA/MA-GenericRule-MSc.htm](#)

Department of Mathematics Website:

[lse.ac.uk/Mathematics](#)

Moodle page for MSc Mathematics Students

[moodle.lse.ac.uk/course/view.php?id=2417](#)

Support and FAQ's

[lse.ac.uk/Mathematics/Current-Students/Support-and-FAQs](#)

Personal and Professional Development

There are many ways in which LSE supports the personal development and wellbeing of students both on and off campus.

One is lectures and group-based workshops across the year on topics such as stress management, overcoming perfectionism and coping with personal difficulties. You can find more information on the links below:

info.lse.ac.uk/current-students/student-wellbeing

info.lse.ac.uk/current-students/lse-life

info.lse.ac.uk/staff/divisions/Academic-Mentoring-Portal/Information-for-Students

Women in Mathematics Seminar Series

The Department of Mathematics recognises that women historically have been and still are an under-represented group in Mathematics. To discuss why this is the case and what can be done about it, we regularly organise Women in Mathematics Seminars. For these seminars we invite speakers to talk about their background, experiences, and sometimes research, related to the position of women studying or working in mathematics. All members of the Department (students and staff), whatever their gender, are encouraged to attend these seminars. Announcements are made via email and on [our website](#).

Academic Awards and Prizes

The Department of Mathematics likes to celebrate the achievements of its students, both academic achievements and contributions to the community. The following prizes are available to be won by MSc Operations Research and Analytics students during their time at LSE.

Ailsa Land Prize

This prize is named for Ailsa Land (1927-2021), a Professor of Operational Research at LSE known for her pioneering work in the branch-and-bound method for discrete optimisation. The prize is awarded annually for the best overall performance by a student on the MSc Operations Research & Analytics, and consists of a monetary award and a book.

More information can be found on the prize here:

lse.ac.uk/Mathematics/Current-Students/Prizes/Ailsa-Land-Prize

John Ying Wah Gibson Prize Fund

The fund is named in memory of John Ying Wah Gibson, a BSc Mathematics and Economics graduate from 2009, who passed away whilst running the Singapore Marathon in December 2016. John is remembered as a dedicated student who made excellent contributions to his cohort, in particular in offering support to his fellow students. The fund comprises two awards, the **John Ying Wah Gibson Citizenship Prize** and the **John Ying Wah Gibson Voluntary Work Award**, which students can apply for or nominate other students for. These prizes are open to all Mathematics students taking undergraduate and postgraduate programmes.

More information can be found here:

lse.ac.uk/Mathematics/Current-Students/Prizes/John-Ying-Wah-Gibson-Prize



Jargon Buster

Autumn Term

Autumn Term is the first part of the academic year, starting in September and finishing in December. You may see it written like this, or as **"AT"** on some of your course documents.

Winter Term

Winter Term is the second semester and falls after the Christmas Break and the New Year. This usually lasts until the Easter Break. You may see it written as **"WT"**.

Spring Term

Spring term is the third semester and falls after Easter. You may see it written as **"ST"**.

The School

This may seem obvious, but if someone says "the School" this is referring to LSE as a whole institution. They may also call it the university or just say LSE. All other names will refer to departments or divisions, which all form part of the wider School.

President and Vice Chancellor

Professor Larry Kramer took office as President and Vice Chancellor of the London School of Economics and Political Science on 1 April 2024.

Programmes and Courses

At LSE, the term "programme" refers to your degree (e.g. MSc Mathematics and Computation), whereas "courses" refer to the modules you take (e.g. MA407: Algorithms and Computation).



Useful Information

Location of Departments

Economics	Sir Arthur Lewis Building, 32 Lincoln's Inn Fields – 1st Floor	020 7955 7542/6426	Econ.Hub@lse.ac.uk
Finance	Marshall Building – 7th Floor	020 7955 7736	finance@lse.ac.uk
Language Centre	20 Kingsway – Ground Floor	020 7955 6713	languages@lse.ac.uk
Mathematics	Columbia House – 4th Floor	020 7655 7732	Maths.Info@lse.ac.uk
Statistics	Columbia House – 6th Floor	020 7107 5416	statistics@lse.ac.uk

Important Contacts

Accommodation Office	accommodation@lse.ac.uk
Careers Office	careers@lse.ac.uk
Crime Reporting/Campus Security	020 7955 6200
Fees Office	020 7955 7765
Financial Support Office	financial-support@lse.ac.uk
IT Information and Help Desk	020 7107 5000/ tech.support@lse.ac.uk
Library Enquiries	library.enquiries@lse.ac.uk
London Nightline (6pm – 8am)	020 7631 0101
LSE LIFE	Lselife@lse.ac.uk
LSESU Advice Centre	su.advice@lse.ac.uk
Student Wellbeing Service	020 7955 7567/020 7852 3627
Student Services Centre	lseportal.force.com/studentservices/s/enquiry-form
St Philips Medical Centre	020 7611 5131

See also: lse.ac.uk/people/search-people



Key Information

Term Dates and LSE Closures – Academic Year 2025/26 

Student Services Centre 

Student Voice 

Student Partnership 

Quality Assurance 

Study and Career Support Services 

Equity, Diversity and Inclusion (EDI) 

Your Wellbeing and Health 

Exams and Assessments 

Assessment Misconduct 

Results and Classification 

Fees and Finance 

Codes and Charters 

Systems and Online Resources 

LSE100 

LSE Campus 

“ At LSE, you don’t just get to study our changing world, you can see it and experience it. With history being made every day, why would you want to be anywhere else? ”



Term Dates and LSE Closures

Academic Year 2025/26

Autumn Term: Monday 29 September – Friday 12 December 2025
Reading Week: Monday 3 November – Friday 7 November 2025
Winter break: Monday 15 December 2025 – Friday 16 January 2026
January Exams: Wednesday 7 – Friday 16 January 2026
Winter Term: Monday 19 January – Thursday 2 April 2026
Reading Week: Monday 23 February – Friday 27 February 2026
Spring break: Friday 3 April – Monday 4 May 2026
Spring Term: Tuesday 5 May – Friday 19 June 2026
Spring Exams: Monday 11 May – Friday 19 June 2026

LSE will be closed during the following periods*:

Winter Closure: Tuesday 23 December 2025 – Thursday 1 January 2026
Spring Closure: Thursday 2 April – Wednesday 8 April 2026
May Bank Holiday: Monday 4 May 2026
Spring Bank Holiday: Monday 25 May 2026
Summer Bank Holiday: Monday 31 August 2026

*Some buildings will remain open or operate reduced hours during public holiday and School closure days. Full details will be communicated in advance.



Student Services Centre

The Student Services Centre (SSC) is located on the ground floor of the Old Building. Advice and information is available on services including:

- **Support for new arrivals**
- **Student status documentation**
- **Course selection**
- **Immigration advice**
- **LSE ID cards**
- **TfL 18+ Student Oyster Photocards**
- **Exams and assessment**
- **Results and degree certificates**
- **Graduation.**

We are also a good point of contact to find out more about the support services available at LSE and we host specialist drop-in sessions. Visit lse.ac.uk/ssc for the latest information about our services, opening times and drop-in sessions.

Online pre-enrolment and campus enrolment

The majority of new students will be required to undertake a two-stage enrolment process: online pre-enrolment and campus enrolment. You will receive email notification when it is time to complete the pre-enrolment process for your programme. Campus enrolment takes place in-person and is where we will check your official documents, and you will be issued with your LSE Card. It is very important that you attend campus enrolment and with the [correct original documents](#). Usually, you can re-enrol online for subsequent years of study, but sometimes we may need to see you in person again.

For more information, visit lse.ac.uk/enrolment



Student status documentation

During your time at LSE you may need official documentation to prove that you are studying with us. A Certificate of Enrolment provides proof that you are enrolled as a current student at LSE to organisations such as council tax offices, embassies and banks. For more information about what a Certificate of Enrolment shows visit lse.ac.uk/studentletters

You can order a self-service Certificate of Enrolment which will be delivered immediately to your LSE email address as a PDF. If the standard letter is not sufficient, you can request a bespoke Certificate of Enrolment to be produced by the Student Services Centre. **We will do our best to provide the information required, but this cannot be guaranteed.** Please bear in mind that during peak periods bespoke letters may take longer to produce. For more information about both types of Certificates of Enrolment and how to order, please visit lse.ac.uk/studentletters

The Student Services Centre (SSC) also offers a range of other documents including Certificates of Course Selection and intermediate transcripts. For more information about the types of documents available, how to request letters, and to access our enquiry form, please visit lse.ac.uk/studentletters

Your LSE Card

Your LSE card provides access to buildings and acts as your library card. It is important that you keep it safe and never share it with anybody else. If your LSE card is lost, stolen or damaged visit lse.ac.uk/studentidcards to find out how to get a replacement.

Student Advice and Engagement

The SSC has a dedicated Student Advice and Engagement Team that can provide advice on academic (particularly non-progression, interruption, withdrawal, regulations and exams), and immigration matters.

If you are not sure who to contact about a query or question, then the Advice and Engagement Team will be happy to help. You can contact the team via the enquiry form at lse.ac.uk/studentadvice

Immigration Advice

The Advice and Engagement Team are the only team able to provide detailed immigration advice on UK visas for international and EU/EEA students at LSE. You can find a lot of detail on their web pages, which are updated each time the rules change. The best way to contact the team is to use the [visa advice query form](#) or to attend one of their bookable visa advice quick consultations, or log-in to their dedicated visa advice live chat.

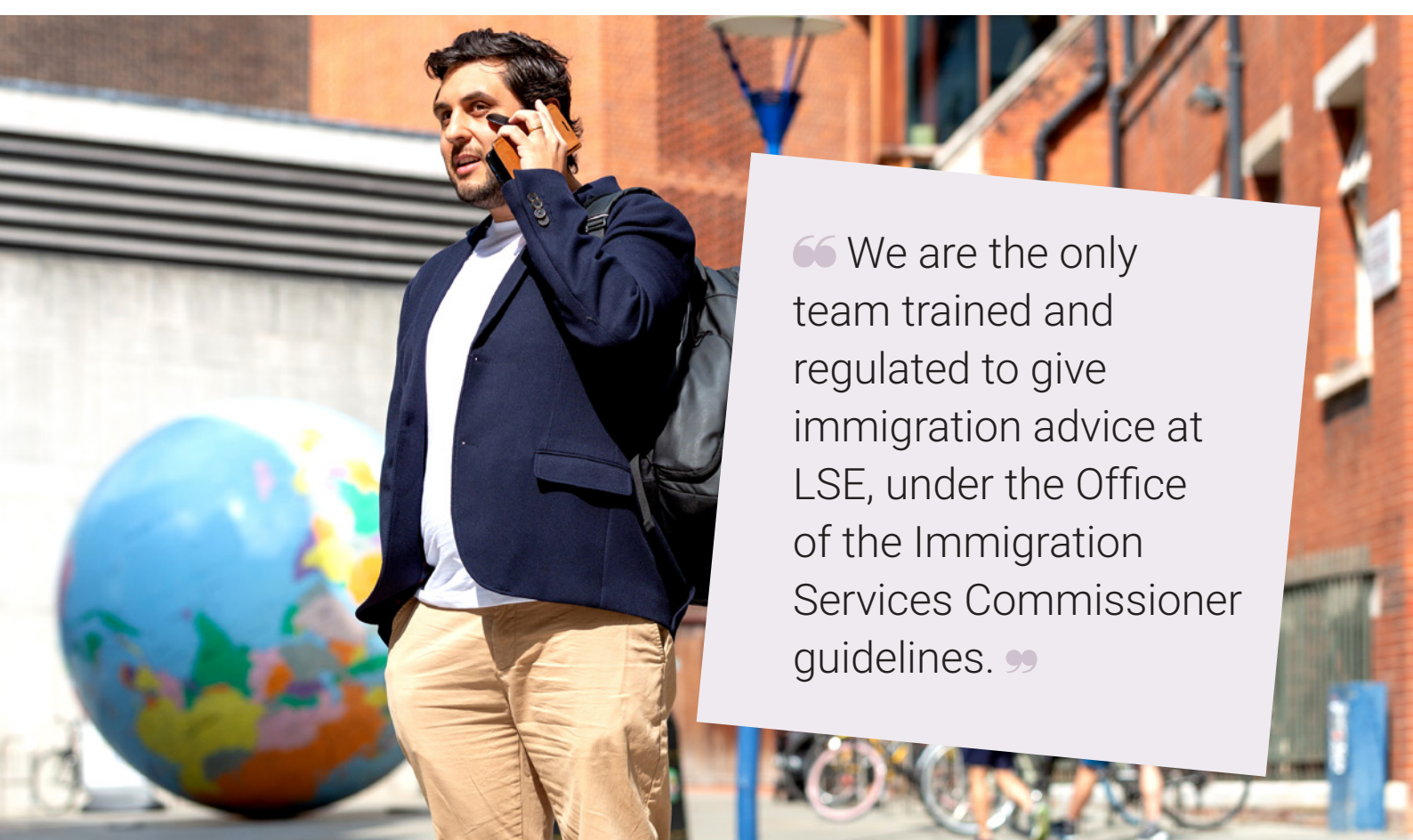
What do I do if...

The SSC have developed a series of answers to common “What do I do if...” questions. These cover a broad range of topics including, what to do if you’re unwell during an exam; become pregnant; change your name; or want to change degree programme. You can find these questions and answers at lse.ac.uk/what-if

Interruption

In certain circumstances you can take a year-long break in your studies (which we call an interruption) with approval from your academic department and the School.

You are usually required to return at the start of either Autumn Term or Winter Term the following year as appropriate. Spring Term interruptions are not possible. For more information visit lse.ac.uk/interruptions



“ We are the only team trained and regulated to give immigration advice at LSE, under the Office of the Immigration Services Commissioner guidelines. ”

Programme transfer

You can request to transfer from your current programme to another programme at the same level according to the School's regulations. There are usually restrictions or conditions on transferring programmes, and sometimes transfers are not possible.

All transfer requests need the approval of the new academic department you wish to transfer into before being authorised by the School. For more information visit

lse.ac.uk/programmetransfers

Change of mode of study

If you are studying a master's programme, and you need to change from full-time to part-time study due to your circumstances, you will need to seek approval from your academic department.

Changing from full-time to part-time study is generally acceptable up until the end of Winter Term Course Selection, as long as your selected courses can be amended according to programme regulations and in line with the teaching that you have already taken. Your fees will also be amended.

Changing from part-time to full-time may not always be possible, especially if you need a visa to study at LSE, and requests will be considered on a case-by-case basis.

It is not normally possible to study an undergraduate programme on a part-time basis. For more information visit lse.ac.uk/changemode





Withdrawal

Withdrawing means that you are leaving your programme permanently.

Before withdrawing you should consult with your Academic Mentor, and you may want to consider requesting an interruption instead, so that you have some time to consider your options. For more information visit lse.ac.uk/withdrawal

Regulations

You should familiarise yourself with the LSE regulations, policies and procedures to ensure you are aware of all necessary assessment requirements, how your final degree is calculated and what options are available if you experience problems during your studies.

Visit lse.ac.uk/calendar for more information on:

- General Academic Regulations
- Classification Schemes
- Assessment Offence Regulations
- Appeals Regulations.

You can also find a full A-Z listing of all of LSE's policies and procedures online at lse.ac.uk/policies

Student Voice

Student-Staff Liaison Committees

Student-Staff Liaison Committees (SSLCs) are one of the most important bodies in the School. They are a forum for students to discuss their experiences, both in and outside of the classroom, with LSE staff. SSLCs are a shared, collaborative endeavour between departments, the Students' Union, central School Services, and, most importantly, students themselves.

SSLCs are your chance to engage with LSE and enact positive change for the benefit of yourself, your peers, and even future cohorts.

At the start of the year, you will be asked by your department if you would like to represent your programme on the SSLC as a Student Academic Representative. By volunteering, you'll represent your peers and take a leading role in the student body.

More information, including access to minutes from SSLCs across the School, and other ways you can use your voice, can be found on the [student voice webpages](#).





Meet LSE leadership events

In the Autumn and Winter Terms, LSE hosts student-only events that give you the opportunity to discuss your experience as a student with LSE leadership, including the President and Vice Chancellor.

These events are an opportunity for you to meet leaders from across LSE in person to ask questions, raise suggestions and voice any concerns, plus the chance to meet students from other programmes.

You'll be invited to attend these events – look out for further details in Autumn and Winter Term.



Student Partnership

Change Makers

Change Makers is an opportunity for you to instigate positive changes at LSE.

Working alongside other students and LSE staff, you are invited to identify and research solutions to issues affecting student life at LSE and to start implementing them. Whether it's helping your department develop a new skills programme or making campus more accessible, this is your chance to create a real impact on the quality of the student experience at LSE. Applications to become a Change Maker will open in Autumn Term 2025. This is a new opportunity at LSE, and you can find out more at lse.ac.uk/changemakers

Student Education Panel

The Student Education Panel is an opportunity for you to enhance education at LSE alongside students from other departments and levels of study and to gain insight into how the university works.

Around 50 Student Education Panelists meet several times throughout the year to consider a specific education-related topic, question or proposal. Drawing on your own experiences and ideas, you will generate insights to present at key education-related forums, and work in partnership with LSE and LSESU leaders to co-create a better educational experience for everyone. In recognition of your contributions, you will receive a voucher for every meeting you participate in.

Applications to join the Student Education Panel will open in Autumn Term 2025 and you can find out more at lse.ac.uk/studenteducationpanel



Quality Assurance

LSE's approach to assuring the quality of our teaching is set out in the [**Strategy for Managing Academic Standards and Quality**](#). As an awarding body LSE must be in a position to assure the standards of its degrees. At the same time, we believe that the design of quality assurance should respect different departmental cultures and academic histories. The strategy sets out broad principles and processes for assuring academic standards and for enhancing the quality of educational provision.

The overall framework includes devolved quality assurance arrangements for academic departments, with responsibility for the oversight and modification of existing provision resting with Departmental Teaching Committees.

The Teaching Quality Assurance and Review Office (TQARO) supports the activities of the Education Committee and several of its sub-committees, with further details available in the "Committees" section of the website at [**lse.ac.uk/tqaro**](https://lse.ac.uk/tqaro). TQARO also curates and publishes information about the School's academic offering, including programme regulations, course guides, and academic regulations in the School's [**Calendar**](#). In addition to oversight of curriculum management related activities, TQARO administers the appointment and payment of External Examiners, with further details available on the "External Examiner Processes" section of the website at [**lse.ac.uk/tqaro**](https://lse.ac.uk/tqaro). Queries relating to devolved quality assurance responsibilities, the work of Education Committee or the process for the consideration of proposals for new courses and programmes of study should be sent to [**tqaro@lse.ac.uk**](mailto:tqaro@lse.ac.uk); queries relating to external examiners should be sent to [**tqaro.external.examiners@lse.ac.uk**](mailto:tqaro.external.examiners@lse.ac.uk)

Student surveys

In both Autumn Term and Winter Term TQARO conducts course-level surveys to assess students' opinions of teaching.

Course survey scores are made available to course convenors, teachers, Heads and Deputy Heads of Departments, Department Managers, the Director of the Eden Centre, the Vice President and Pro-Vice Chancellors for Education and Faculty Development. In addition to producing reports for individual teachers, TQARO produces aggregated quantitative data for departments and School-wide bodies. Further information can be found online in the "Surveys" section of the website at [**lse.ac.uk/tqaro**](https://lse.ac.uk/tqaro)

TQARO also conducts annual programme-level surveys of undergraduate and taught master's programmes and supports LSE's participation in the National Student Survey in coordination with the Communications Division, Planning Division, DTS, and academic departments.

Queries relating to the delivery of teaching surveys at course- or programme-level should be sent to [**tqarosurveys@lse.ac.uk**](mailto:tqarosurveys@lse.ac.uk)


Study and Career Support Services

LSE LIFE

LSE LIFE is the place to discover and develop the skills you'll need to reach your goals at LSE, whether they concern your academic work or other personal or professional pursuits. LSE LIFE is here to help you find your own ways to study and learn, think about where your studies might lead you, and make the most of your time at LSE. It is also the place to come all year round to ask about the range of opportunities and services available across the School to help you achieve success, whatever 'success' means to you.

LSE LIFE brings together specialists from teams across the School – on the ground floor of the Library. At LSE LIFE you'll find:

- **Hands-on practical workshops** and **online resources** for effective reading, academic writing, critical thinking, managing your dissertation research, organising your time, and other key areas of university work.
- **Constructive conversations** and **workshops** to learn ways to adapt and thrive in new or challenging situations, including developing your skills for leadership; public speaking; connecting and collaborating with others; finding a healthy balance among study, work, rest, and fun; and thinking about life beyond university.
- **One-to-one appointments** for personalised advice on essays, participating in classes and seminars, revising for exams, studying quantitative subjects, or any other aspect of your studies at LSE. Or simply book an appointment – on campus or online – to talk through your ideas for an essay, a project, or your research.



- **Specialist advice** in areas like CV writing, English language, finding and referencing academic sources, research ethics and data management, statistics, and more.
- **A bright, flexible, and welcoming space to meet and work together** with students from other courses and departments.
- **Group visits and walks** to discover and take advantage of what LSE and London have to offer.

LSE LIFE is here to help you make sense of the opportunities on offer across the School and help you get connected with the teams, resources, events, and activities that you want to pursue.

Find out more at lse.ac.uk/lselife, or drop by with any questions (or just to pick up a lollipop!). LSE LIFE is on the ground floor of the Library, open Monday – Friday, 10am – 6pm.



[Listen to our podcasts](#)

LSE Library 

Language Centre 

LSE Careers 

LSE Volunteer Centre 

LSE Generate 





LSE Library

LSE Library is the major international library of the social sciences. The collections, both print and online, cover the discipline in the widest sense, and will support your studies and research.

The two main print book collections are:

- **The course collection**, located on the first floor, which holds multiple copies of essential books for your courses. Many of these titles are available online.
- **The main collection** is located across three floors, holding wider items for social sciences research.

You can use Library Search to find books and other materials for your studies via lse.ac.uk/library. Once you have found what you need, write down its location to help you find it in the Library. To borrow books, use your LSE card and the self-service machines on the ground floor. Taught students can borrow up to 30 books at any one time. You can renew your books online by logging into your Library account at lse.ac.uk/library. If you do not return books on time, you will be unable to borrow any more until your overdue item is returned or renewed. We do not charge fines on late returns.

Each department has a dedicated **professional Librarian**, a subject expert offering email support and in-person and online appointments to help you locate and access information resources on any topic. This support ranges from identifying key resources to support your studies to high-level systematic literature searching for researchers.

They also provide expert help in managing references.

The Library is a focal point of the School and we are open seven days a week during term time and vacation and 24 hours daily from the beginning of the Winter Term until the end of the examination period. There are over 2,300 study spaces, including group study rooms, and extensive IT facilities, including over 300 PCs, laptop points, a laptop loan service, wireless Internet access via eduroam, and photocopying and printing facilities.





Language Centre

Whether you are an international student looking for support with your English, are interested in taking one of our courses as a degree option, want to learn a new language or improve your current language skills, the Language Centre is here to help.

If English is not your first language, our support programme can offer help and advice throughout your degree. Best of all, it is free! English for Academic Writing courses are available for any taught student who does not have English as a first language. These weekly classes are taught throughout the Autumn and Winter Term and can help with academic writing for coursework. This support is delivered with LSE LIFE ([lse.ac.uk/ lselife](https://lse.ac.uk/lselife)). You can find out more information on what is on offer and how to sign up [here](#).

You may be eligible to take a language, literature or linguistics course as part of your degree programme. You can find out about our courses and your undergraduate degree [here](#).

Any LSE student can sign up for a non-degree extracurricular language course. As part of the LSE Language Policy, if you are a UK-EU undergraduate and you do not have a GCSE Grade 4 (or equivalent) in a language that is not your mother tongue, you are eligible to take a course for free!

For more information visit lse.ac.uk/languages



LSE Careers

Whether you already know where you want to go or you'd like to explore your options, LSE Careers is here to help you connect with your future – from working with you to understand your motivations, to providing opportunities for you to meet employers across a range of sectors.

How do I get started?

As an LSE student, you can use LSE Careers to access a range of careers support, from events and job opportunities to resources and careers appointments. We also provide bespoke services for Disabled students and PhD students.

Log in to our online careers portal (careers.lse.ac.uk) to:

- register for careers events to develop your skills or explore different employment sectors
- browse jobs and internship opportunities on our jobs board
- book a one-to-one appointment with a careers consultant
- update your preferences to receive careers information relevant to your career interests.

Visit our website (lse.ac.uk/careers) to:

- explore resources about choosing your next steps
- get insights into employment sectors and recruitment processes
- browse top tips for writing your CV and cover letters
- access online tools for practicing interviews and reviewing your CV
- be inspired by what LSE graduates have gone on to do.

Follow @LSECareers on [Instagram](#) and [TikTok](#) to stay up-to-date with upcoming events, expert advice and new resources.



LSE Volunteer Centre

The LSE Volunteer Centre is here to inspire and empower you to volunteer for causes that you are passionate about during your time at LSE. Volunteering is a great way to help develop personal and professional skills, meet new people and make a difference in your community. We are committed to making volunteering exciting and accessible, and we collaborate with students to enhance their volunteering experiences.

Information and Advice

We offer a range of ways to get involved from the start of your LSE journey, including connecting students with long-term and short-term volunteering with our hundreds of charity partners and one-off opportunities throughout term on campus. We begin each term with a Volunteering Fair, where we invite over 50 charity partners onto campus to speak directly with students. We also host a charity on campus weekly for Charity Tuesday, to spread awareness of their mission and volunteering opportunities. At any point of the year, students have access to our ongoing volunteering vacancy board, updated daily with opportunities from charity partners. You can book a meeting with our Volunteer Centre Manager, or other Volunteer Centre colleagues, for one-to-one support.

Volunteering Programmes

The Volunteer Centre also runs multiple exciting voluntary programmes, including the Community Engagement Programme, a voluntary consultancy, the Research Volunteering Scheme, an initiative for volunteer researchers, and Community Action Projects, an opportunity to develop your own volunteering project. These programmes offer students the chance to work with other students, collaborate directly with charities, and use their degree knowledge with the mentorship and support of the Volunteer Centre. These programmes are application-based, and information is available on how to apply during Autumn Term.

“ The feeling of fighting for a cause that you are passionate about is second to none, but the skills you gain from it are unparalleled. ”

Dan Lawes, International Relations and History, 2022



Volunteer Centre Space

You can also visit the Volunteer Centre on campus on the ground floor of **Lincoln Chambers**, Portsmouth Street! We encourage students to visit for our weekly open hours, one-off volunteering opportunities, or for information and advice in person. Our home is an inclusive space that welcomes any students looking to get involved in volunteering.

You can find out more, as well as the advice and support we can offer in our space on campus, at lse.ac.uk/VolunteerCentre or by following [@LSEVolunteering](https://twitter.com/LSEVolunteering).



[Read our blog](#)



LSE Generate

LSE Generate is the home of entrepreneurship at LSE.

We welcome all students and alumni – from those starting their journey in developing entrepreneurial skills to those who have already launched their ventures and are looking for business support. We focus on supporting and scaling socially driven startups on campus and across the globe (from Lisbon to Lagos!)

As a student, you'll have access to all our resources and our co-working space at the heart of the LSE campus to work on your business idea; as well as access to a variety of events throughout the year created to expand your skills, give you the tools to excel, and help you network with like-minded founders. Our programmes vary from dragons den style startup competitions, our flagship accelerator programme, industry panels, skill development workshops on a range of topics, entrepreneurship bootcamps, and even international treks!

Pop by and meet us in our co-working space (the GenDen) opposite the Student Services Centre on Clare Market.

Discover more on our website lse.ac.uk/generate, register with Generate to receive our monthly newsletter, follow us on all our social media channels at (Instagram and LinkedIn) [@LSEGenerate](https://www.instagram.com/LSEGenerate), and you can join our [Slack community](#) of over 1,500 members, where ALL the action happens!



Equity, Diversity and Inclusion (EDI)

Promote equity, champion diversity, and help develop an inclusive LSE

One of our guiding principles in LSE's 2030 Strategy is to sustain excellence through an inclusive and diverse community. We work to build a School – and a society – in which everyone is able to fulfil their potential, and everyone's contribution is valued.

In support of this, LSE has a number of important initiatives that are designed to lead to equity, diversity and inclusion for us all:

- **Ethics Code:** the LSE community is expected to act to the highest standards of ethical integrity, in accordance with the ethical principles set out in our Ethics Code. To read about the School's commitment to equality of respect and opportunity visit lse.ac.uk/ethics
- **Report and Support** is LSE's new case management system to address violence, discrimination and harassment. If you have experienced, or witnessed, any form of discrimination, bullying, harassment or sexual misconduct, we encourage you to report this to LSE.
- You can **report an incident online** anonymously or with contact details. If you report with contact details an adviser will be in touch within three working days to discuss the various options for getting support and/or handling your report through informal or formal means.
 - **LSE Safe Contacts** are trained members of staff offering confidential support and guidance to individuals who have experienced, or are experiencing any form of discrimination, bullying, harassment or sexual misconduct.
 - **Consent.Ed:** LSE's educational programme focused on consent, and fostering respectful and inclusive behaviour on campus. All students are expected to participate in the programme, though opting out is possible for personal reasons. Learn more about Consent.Ed [here](#).
 - **LSE's Independent Sexual Violence Adviser (ISVA) Service:** LSE's ISVA service is run by external specialist partners – Rape Crisis South London and SurvivorsUK. This service provides free, confidential and independent short-term emotional, and casework, support for any student who has experienced any form of sexual violence at any time in their lives. Any student can refer themselves for support. Learn more about the ISVA service [here](#).
- **AccessAble:** provides accessibility guides of all LSE campus buildings, ensuring inclusivity for everyone.



- **LGBTQ+ Inclusive Action Plan:** LSE is delivering six priorities to advance LGBTQ+ equity and inclusion. Informed by data, insight and co-created with the School community, they form an action plan that is co-ordinated by the EDI Division and accountable to the LGBTQ+ Steering Group.
- **LGBTQ+ (lesbian, gay, bisexual, trans, queer) Role Models and Allies Directory:** provides a network of informal contacts for the LSE community to share experiences, and support and learn from each other.
- **Our Race Equity Framework** has been developed to ensure students and staff benefit from a diverse and equitable education, research and work environment; fostering attainment and development opportunities for ethnic minorities. LSE have identified six key priorities to focus on, which together form our **Race Equity Action Plan**.
- Our **Athena Swan action plan** has been developed to support and transform gender equality. It supports the professional development and pay equity for women on all levels from PGR students to senior leadership. **Visit our Athena Swan website to learn more.**
- **LSE Students' Union (LSESU):** a student-led, not-for-profit organisation that represents all LSE students through their Part-time and Sabbatical Officers. You can view all student representatives, including Women's, LGBTQ+, Black, Asian and Minority Ethnic, and Neurodiversity and Disability Officers on the **LSESU website**.
- On the **EDI Team website** you can find more about our partnerships, training and workshops, plus:
 - **Inclusive EDI policies and resources:** the support available to members of minority groups at LSE, and expert EDI resources from our external partners.
 - **EDI News and Events:** updates on EDI cultural events, history month activities; and our new space on campus for students to hold gatherings, events, and initiatives promoting inclusivity and intersectionality.

If you would like to find out more about these and other initiatives, please contact the EDI Team on edi@lse.ac.uk



Your Wellbeing and Health

Student Wellbeing Service (SWS)

SWS aims to provide you with a single integrated source of help and assistance to ensure that you get the most out of your LSE experience.

Disability and Mental Health Service (DMHS)

DMHS are the first point of contact for students with disabilities, long term medical and mental health conditions, and Specific Learning Difficulties such as dyslexia.

DMHS can help you to create My Adjustments which is a way of putting in place agreed “reasonable adjustments” to support your studies. Advisers in DMHS can potentially set up one-to-one learning support, mentoring and help you access assistive technology designed to remove barriers to studying. The earlier that you let DMHS know about your condition the earlier they can work with you to put appropriate support in place. For more detailed information about My Adjustments, and to apply for My Adjustments, visit lse.ac.uk/myadjustments

Visit [Booking an appointment](#) to book a DMHS Appointment.

Support for your wellbeing

Any student looking for support for their wellbeing can book a 30-minute Wellbeing Appointment. This provides an opportunity to discuss any issues you are experiencing, and an opportunity to explore what would be most useful to you, including: one-to-one support (eg, counselling), groups, workshops, online resources, self-care strategies and referrals to other LSE and external services.

Visit [Booking an appointment](#) to book a Wellbeing Appointment.

Groups and Workshops

SWS also organises groups and workshops to support students experiencing stress, anxiety or other issues. Details of these groups can be found [online](#).

Peer Supporters

Peer Supporters give you the opportunity to talk to fellow students about anything that is worrying you. Peer Supporters are trained to offer confidential emotional support, help and reassurance. You can find out more about the scheme and arrange a chat with a Peer Supporter at lse.ac.uk/peersupport



Health care in the UK

You are likely to need to access medical care while you are at LSE, even if this is just for routine appointments. In the UK most health care is provided through the National Health Service (NHS).

You are typically eligible for free treatment on the NHS if you fall into one of the following categories:

- **You are a UK resident**
- **You have a Student visa and have paid the Immigration Health Surcharge (IHS)**
- **You have applied for the EU Settlement Scheme and hold either Pre-settled or Settled status.**

This list is not exhaustive and was correct at the time of print. The UK Council for International Student Affairs maintains an up-to-date listing on their website available at ukcisa.org.uk

If you are unfamiliar with the NHS, search for “NHS Services explained” to find out more. You are usually required to register with a local General Practitioner’s (GP) surgery before you can book an appointment. You should register as soon as possible and not wait until you are unwell. The nearest GP surgery is St Philips Medical Centre which is based on the second floor of Pethick-Lawrence House. This surgery will register most LSE students. For more information about the services offered and how to register please visit stphilipsmedicalcentre.co.uk or call **020 7611 5131**.

Alternatively, you can find your nearest GP by using the GP finder function on the NHS website available at nhs.uk

As well as dispensing medicines, pharmacies can also offer advice on common health problems. You do not need to make an appointment, just visit a pharmacy and ask to speak to the duty pharmacists. In an emergency you should dial **999** to call an ambulance. You can also visit your nearest accident and emergency (A&E) department at your local hospital or visit an Urgent Care Centre.

For further information about health care, including details about dentists and opticians, visit: lse.ac.uk/studenthealth



LSE Faith Centre

The Faith Centre is open to students of all faiths and none. It's home to LSE's diverse religious activities, transformational interfaith leadership programmes, and provides spaces for worship, prayer, and quiet reflection.

Finding your feet

It can be challenging arriving in a new city for a new start. We want to help you settle into London and find a community that suits you – and there are lots of options!

We provide spaces for LSESU Faith Societies to meet, worship, and plan their activities. Details of contact information for faith groups and other helpful information can be found in our [resources](#).

Wellbeing

Looking to recharge and reconnect? Explore our wellbeing activities on offer: from guided meditation to yoga – as well as dedicated [spaces](#) for prayer and reflection – there's something for everyone. Find out more on our ["wellbeing" page](#).

Facilities

The Faith Centre comprises Islamic Prayer Rooms, a space for silent prayer/meditation (The Cave), and a multifaith space (The Desert Room) which is bookable for LSESU Faith Societies or faith/wellbeing-based staff groups. Find out more [here](#) or email faithcentre@lse.ac.uk for booking enquiries.





Support

You can contact the Faith Centre Director and Chaplain to LSE, Revd Dr James Walters, on j.walters2@lse.ac.uk for confidential support regardless of your background or beliefs.

We also have Muslim, Catholic, Jewish, and Orthodox Associate Chaplains, whose contact details can be found on the Faith Centre's ["People" page](#).

Beecken Faith and Leadership Programme

Religion has the power to challenge, connect, and transform. Our flagship faith and leadership programme invites all LSE students to engage deeply with difference, ask big questions, and build bridges across beliefs. These free, extracurricular sessions are where leadership meets reflection. Learn more about the module [here](#).

LSE Religion and Global Society

The Faith Centre is also home to the Religion and Global Society research unit; an interdisciplinary unit conducting, coordinating, and promoting religion-related social science research at LSE.

LSE Religion and Global Society Blog

The [LSE Religion and Global Society blog](#) is an interdisciplinary platform that explores the place and role of religion in our globalised world. The blog is a platform for experienced and early career academics, PhD and Master's research students, and other expert commentators to share their insights on this complex, wide-reaching topic. We welcome contributions from all researchers working on religion and global society.

If you are interested in contributing to the blog, have a look at [our guidelines](#) or get in touch with us at faithcentre.rgs@lse.ac.uk

Religion Scholars Network

This is a network for current LSE PhD candidates and post-doctoral researchers across departments whose work relates to the social scientific study of religion. We offer an invaluable opportunity to collaborate with peers across disciplines through informal events held throughout the year. For more information contact us at faithcentre.rgs@lse.ac.uk

Keep up to date with the Faith Centre: [X](#) | [Facebook](#) | [Instagram](#) | [LinkedIn](#) | [TikTok](#)

Visit us: 2nd Floor, SAW Building, 1 Sheffield Street, WC2A 2AP



Exams and Assessments

Candidate numbers

Your candidate number is a unique five-digit number that ensures that your work is marked anonymously. It is different to your student number and will change every year. Candidate numbers can be accessed in early Autumn Term in Student LFY.

Exam timetables


Course by course exam timetables will be available [online](#) ahead of each exam period. For January exams the timetable is usually available in mid to late December; for Spring exams it is usually available in early March; and for students taking in-year resit and deferral exams, it is usually available in late July/early August. Closer to each exam season, you will also be sent your personal exam timetable detailing your room and seat information for each exam. Please visit the exam timetable [webpage](#) for full details of release dates for this academic year.

Exam procedures

Anybody taking exams at LSE must read the Exam Procedures for Candidates. It contains all the information that you need to know and is updated each year. You must ensure you are aware of the rules at LSE and be prepared for your exams to avoid problems on the day which could result in allegations of misconduct against you or confiscation of non-permitted items.

The document is less than fifteen pages and covers topics ranging from candidate numbers, permitted materials and e-exams, to what to do if things go wrong. You can download your copy at lse.ac.uk/exams

You may only use a calculator in an exam if this is permitted by the relevant academic department. If you are permitted a calculator, it must be one of the approved models. For more information on the types of calculators allowed, please read the Exam Procedures for Candidates. If you bring an alternative model, it will be removed by invigilators. The permitted calculators are readily available in many supermarkets, online retailers and in the LSE Shop.





Central exam adjustments

Central Exam Adjustments (CEAs) can be put in place if you have a documented medical, physical or mental health condition and/or a specific learning difficulty such as dyslexia or dyspraxia. The purpose of CEAs is to provide an environment that gives all students an equal opportunity in exams. These adjustments are confidential and will not be listed on your degree certificate or transcript. In most cases you should apply for CEAs as part of getting your My Adjustments in place. However, there is a different process for applying for CEAs for short-term, unexpected, conditions. For more information, including deadline dates for applications, visit lse.ac.uk/CEA

e-Exams

e-Exams are exams that take place in-person and under invigilated exam conditions, the same way that they are for handwritten exams. Instead of completing your answers on a paper script, you use your own personal device to type your answers and submit electronically.

The platform currently used by LSE is Digiexam. This works by locking down your personal device to create a secure exam environment where you can write your answers.

Not all exams are e-Exam enabled. Please see list of e-Exam enabled courses on the e-Exams webpage. For further information visit [e-Exams \(lse.ac.uk\)](https://lse.ac.uk/e-Exams)

You will be able to bring one device (laptop or tablet with an integrated keyboard) to your e-enabled exams. Please see the “Device requirements” section on the [webpage](#) for more detailed information.

You won't be able to have any peripheral items eg, external mouse, keyboards, laptops stands, etc. with you during an e-Exam unless that item is part of your CEAs. If you have a documented medical, physical or mental health condition and/or a specific learning difficulty and have need of additional equipment as a result, you must apply for CEAs.

Fit to sit policy

By attempting any type of assessment, including but not limited to sitting exams, submitting essays, coursework, class participation, group work, presentations, or dissertations, the School will consider you have declared yourself fit to do so. If you experienced disruption to your studies (including but not limited to illness, injury or personal difficulties) you must think carefully about whether you should attempt the assessment or whether you should consider requesting an [extension](#) or [deferral](#). Requests for an extension or deferral must be made in advance of the assessment deadline.



Extension policy

If you have difficulties in the lead up to an assessment deadline but think you may be able to successfully submit if you had extra time, you should seek an extension request. You must make this request before the deadline has taken place and you will need permission from the Department responsible for the assessment. For more information visit lse.ac.uk/extensionpolicy

Deferral policy

If, having been granted an extension you feel you require more time to submit the assessment, your extension request was not approved, or the assessment in question has a static deadline such as an exam or online assessment released at a specific time/date, you should consider requesting a deferral. You must complete the online deferral form and submit evidence no later than 24 hours before the submission deadline or starting time of an exam. For more information visit lse.ac.uk/deferral

Exceptional Circumstances

If, having submitted an assessment you feel your performance was impacted by circumstances beyond your control, you should submit an Exceptional Circumstances (EC) Form and corroborating evidence to the Student Services Centre by the stated deadline. Such circumstances could include (but are not limited to):

- **failing to submit an assessment or sit an exam which you did not defer**
- **experiencing difficulties which could have affected your academic performance in an assessment**
- **adjustments such as CEAs, My Adjustments or deadline extensions that you feel were insufficient to compensate for the impact of your circumstances**
- **a late diagnosis of a condition meaning that you could not apply for adjustments until after you had completed some or all assessments.**

Submitting an EC Form is the only way for you to alert the Exam Boards to the circumstances which may have affected your performance. For more information and deadlines visit lse.ac.uk/exceptionalcircumstances

Missing assessment deadlines

If you miss an assessment deadline (including an extended deadline) you should submit your work as soon as possible. Normally, the following **late penalties** would be applied unless you can demonstrate a good reason (normally supported by evidence) for not being able to submit on time. If you submit late, you should inform the Department responsible for that assessment of your reasons for not being able to submit on time as soon as possible. This will allow them to consider if they are able to lift any late penalties that are applied.

Academic Integrity Awareness Week

The Student Regulations Team (from the Student Services Centre) together with colleagues from LSE LIFE and LSE Library, host a variety of events to increase students' awareness of the importance of academic integrity and to improve students' understanding on what plagiarism is and how to avoid it. Our annual **Academic Integrity Awareness Week** will be held in Week 7 of Autumn Term (10-14 November 2025) when you are encouraged to challenge your understanding around citation best practices, the definition of plagiarism and how to improve your academic writing.





Assessment Misconduct

All summative assessments that you submit to the School are subject to the School's Regulations on Assessment Offences. You are expected to have read and understood these regulations before you submit your work to the School. If you are found to have committed an assessment offence, such as plagiarism (either deliberate or accidental including self-plagiarism), exam misconduct, collusion, contract cheating or using Artificial Intelligence software, you could be expelled from the School. For more information and support regarding the School's expected standards of academic integrity visit lse.ac.uk/assessmentdiscipline

When you submit your summative assessments (assessments that count towards your mark in a course) to the School you are expected to have read and understood the following academic integrity statement:

By submitting work to the School you confirm you will abide by and uphold the School's Code of Good Practice, Ethics Code and academic integrity as outlined in the School's Regulations on Assessment Offences and Department guidance and you also confirm that:

- the work in this assessment is solely your own; and
- you have not conferred or colluded with anyone in producing this specific assessment*; and
- you understand the use of AI tools to help with any part of your assessment is strictly prohibited unless some use is permitted as defined by the Department responsible for the assessment (see Departmental guidance); and
- where necessary, you have clearly cited and referenced the work of others appropriately to make clear which parts are your own work; and
- your submission does not re-use substantial/verbatim materials you have previously submitted to the School or elsewhere. To note, in some cases expanding on earlier formative or summative work may be permitted as defined by the Department responsible for the assessment (see Departmental guidance); and
- you understand the School has the right to ask you questions about the originality of your work if deemed necessary.

**It is acceptable to consult with LSE LIFE for general study skills questions but not questions specific to the content of a particular assessment.*

You can seek advice about the School's rules regarding academic integrity from the Library (visit lse.ac.uk/library) and LSE LIFE (visit lse.ac.uk/lse-life)

You should also ensure that you adhere to the School's Research Ethics Policy and Procedures where appropriate when conducting research. Failure to obtain the necessary Ethics Approval for your research could result in your conduct being considered under the School's Research Misconduct Procedure. For more information visit lse.ac.uk/ethics

Results and Classification

Results

Final results are available once the relevant School Board of Examiners has ratified them. Provisional results are available for students taking January exams and for 12 month master's students.

Results are not released to students who owe debts to the School.

For more information on how and when results are released visit lse.ac.uk/results

If you need to take a deferred or resit assessment, more information about the resit period can be found at lse.ac.uk/re-entry

Classification schemes 

Transcripts 

Degree certificate 





Classification schemes

Degrees are awarded according to the classification scheme. These schemes are applied by the Boards of Examiners when they meet to ratify your results. You can find the classification schemes at lse.ac.uk/calendar

Transcripts

Continuing students can request [intermediate transcripts](#) through the Student Services Centre immediately after ratified results have been published. Final transcripts are made available electronically through Parchment (formerly known as Digitary CORE) which allows them to be easily shared.

For more information about final transcripts please visit lse.ac.uk/transcripts

Degree certificate

Depending on when you are awarded your degree, you may have the opportunity to collect your certificate at graduation. Any certificates that are not collected are posted to the permanent home address we have on record. For more information, please visit lse.ac.uk/degreecertificates



Fees and Finance

Fees

All administration around your fees is handled by the Fees, Income and Credit Control Team.

LSE offers two options for payment of your tuition fees. You can either pay them in full prior to enrolment or by payment plan. If you have not paid your fees in full before you enrol you will be placed on a termly payment plan. You are expected to pay one third of your fees by:

28 October 2025 28 January 2026 28 April 2026

For payment plan options relating to Executive programmes, please see [**Instalment options Executive Programmes**](#).

For tuition fee levels please visit [**lse.ac.uk/tableoffees**](https://lse.ac.uk/tableoffees)

To pay online or to find out about the different payment methods available, visit [**info.lse.ac.uk/payments**](https://info.lse.ac.uk/payments)

Once you are enrolled you can access your financial details at any time to review your tuition and accommodation fees, invoices, payments and instalment arrangements by accessing the Student Finance Hub. Please visit our webpage to get full details [**lse.ac.uk/ficc**](https://lse.ac.uk/ficc)

Unfortunately, it is not possible for you to pay in person.

The Fees, Income and Credit Control Office also run support services for students who wish to discuss fees, loans and payment related enquiries. For further information, please visit [**lse.ac.uk/ficc**](https://lse.ac.uk/ficc)

For full details regarding tuition fees, charging policy, payment and instalment options, visit [**info.lse.ac.uk/policies**](https://info.lse.ac.uk/policies)



Financial Support Office

The Financial Support Office is responsible for administering a variety of scholarships, bursaries and funds for enrolled students.

Please contact us to discuss your options if you anticipate or experience financial difficulties, or if you have any questions about your LSE funding.

lse.ac.uk/financialsupportcontact





Codes and Charters

LSE Academic Code

LSE's Academic Code sets out what we are doing to deliver a consistent student experience across our School, and clarifies what you can expect from an LSE education.

The Academic Code brings together key principles that underpin students' education into a School-wide policy. Developed in partnership with LSE Students' Union, it sets the baseline to build on in four key areas: teaching standards, academic support, assessment and feedback, and student voice – areas that students have told us matter the most to them.

[Read the Academic Code in full.](#)

The Student Charter

Our Student Charter, written by students and staff, sets out how LSE's mission and ethos are reflected in the education you can expect to receive at the School, and in the diverse, equitable and inclusive community that we all contribute to and value.

The charter covers:

- **Your education** – what an LSE education is and how you can make the most of it
- **Our community** – what it means to be part of the LSE community and how to contribute
- **Your future, our future** – how to inspire future generations of LSE students. Find out more about the charter and [read the full version](#) online.

Codes of Good Practice

The Codes of Good Practice explain the responsibilities and requirements of both staff and students.

They set out what you can expect from your department in relation to your teaching and learning experience. The codes cover areas like the roles and responsibilities of Academic Mentors and Departmental Tutors, the structure of teaching at LSE and exams and assessment. The codes also lay out your responsibilities as a member of our community. You can find the codes of practice in the [LSE calendar](#).



The Ethics Code

The Ethics Code details the principles by which the whole LSE community are expected to act.

We expect the highest possible ethical standards from all staff, students and governors. The Ethics Code sets out the School's commitment to the six ethics principles:

- **Responsibility and Accountability**
- **Integrity**
- **Intellectual Freedom**
- **Equality of Respect and Opportunity**
- **Collegiality**
- **Sustainability.**

Learn more about the [Ethics Code](#).

Research Ethics

If you conduct research, you'll need to follow the Research Ethics policy and procedures.

Find [resources, training and support on LSE research ethics](#). If you have any questions regarding research ethics or research conduct, please email research.ethics@lse.ac.uk

Systems and Online Resources

Need IT help?

- Visit the Tech Centre on the first floor of the library – Lionel Robbins building (LRB)
- Email: tech.support@lse.ac.uk
- Call: **020 7107 5000**

For further information and opening times please visit info.lse.ac.uk/current-students/dts

Student Hub 

Moodle 

LSE for You 

Reset your IT password 


Multi-Factor Authentication (MFA) 

Email 

Microsoft Office 365 @ LSE 

Training and Development System 

Information security awareness training 



Student Hub

The Student Hub is LSE's app, designed to help you navigate your day-to-day life at LSE. With the Student Hub, you can:

- **View your timetable and upcoming deadlines**
- **Find your way around with the campus map**
- **Keep up to date with news and events from around LSE in your newsfeed**
- **Book appointments with academic staff (office hours) and some support services.**

Available on iOS and Android app stores or as a web app at studenthub.lse.ac.uk





Moodle

Moodle is LSE's virtual learning environment.

The majority of taught courses have a corresponding course on Moodle, the online learning platform used at LSE. Moodle courses contain essential resources such as lecture slides, lecture recordings and reading lists. Moodle also enables activities such as quizzes, discussion forums, and allows for online assignment submission, marking and feedback. How Moodle is used is determined by the course convenor and so this may vary from course to course. LSE also provides a Moodle Archive service which provides teachers and students with read-only access to previous year's courses.

You can access Moodle by visiting moodle.lse.ac.uk

LSE for You

LSE for You is a web portal which gives you access to a range of services. As part of ongoing development work, some of these services have been moved onto a new platform.

In [Student LSE for You](#) you can:

- View and update your term time (contact) and home (permanent) address
- Access your candidate number
- View your teaching timetable.

To select your courses, please use course selection in [LSE for You](#).

Reset your IT password

You can reset your own IT password at the [LSE Password website](#).

Multi-Factor Authentication (MFA)

MFA provides an extra layer of security on top of your username and password when you access our resources online – providing increased protection against cyber attacks.

Once set up, it is easy to use and manage via lse.ac.uk/mfa



Email

LSE will use your LSE email address to communicate with you, so check it regularly.

Microsoft Outlook is available on all public PCs. You can also access your email off-campus using webmail (mail.lse.ac.uk) or on the move via the outlook app. For help setting up email on your device search “LSE mobile email setup”.

Microsoft Office 365 @ LSE

All our students are eligible for a free copy of Microsoft Office 365 on their personal computers and devices.

Microsoft Office 365

Training and Development System

The Training and Development System allows you to book a place on many of the personal development opportunities offered around LSE.

You can access the Training and Development System at apps.lse.ac.uk/training-system

Log in using your LSE username and password.

Information security awareness training

The LSE Cyber Security Awareness Training can be self-enrolled at [**Course: LSE Cyber Security Awareness Training**](#). We strongly advise you to complete the training which equips you with the skills to spot phishing emails, keep your data and devices safe, and protect your privacy.

More tips are available at lse.ac.uk/cyber



LSE100

Welcome to LSE100

LSE100 is LSE's flagship interdisciplinary course taken by all undergraduate students in the first year of your degree programme. The course is designed to build your capacity to tackle multidimensional problems through research-rich education, and provides you with unique opportunities to examine global challenges in collaboration with peers from other departments and leading academics from across the School.

Your LSE100 theme

Before enrolling at LSE, you will have the opportunity to select one of three themes to focus on during LSE100, each of which foregrounds a complex and pressing question facing social scientists. In 2025/26, the available themes are:

- **How can we control AI?**
- **How can we transform our climate futures?**
- **How can we create a fair society?**

For more information about each theme, visit [info.lse.ac.uk/current-students/lse100/Welcome](https://info.lse.ac.uk/current-students/lse100/welcome)

LSE100 is a single course, and the themes are highly interrelated. Whichever theme you choose to study, you will have the opportunity to investigate how issues from different themes relate to one another throughout the course, including in both your individual and group assessments.

Alongside learning about your chosen theme from a range of disciplinary perspectives, you will also study the tools and frameworks of systems thinking and systems change during LSE100. These are fields of interdisciplinary research that are being adopted by academics, policymakers, corporations, and NGOs. During LSE100, you will think holistically about how complex systems work and how the social sciences can enable positive change at a systemic level.

How will I study in LSE100?

LSE100 is a half unit course running across Autumn and Winter Terms in the first year of your undergraduate degree programme. Each term, you will attend five 90-minute interactive, discussion-based seminars in alternating weeks.

Before each seminar, you will use Moodle to watch short video lectures featuring leading LSE academics and complete carefully selected readings to explore ideas and arguments from across the social sciences.



How will I be assessed?

Your LSE100 mark will be based on two summative assessments: one individual written assessment (50 per cent) and one group research project (50 per cent) that you will submit and present as a team. Your final mark in LSE100 will be included with your other first year marks and, if it is one of your six best marks, will count towards your overall first year average.

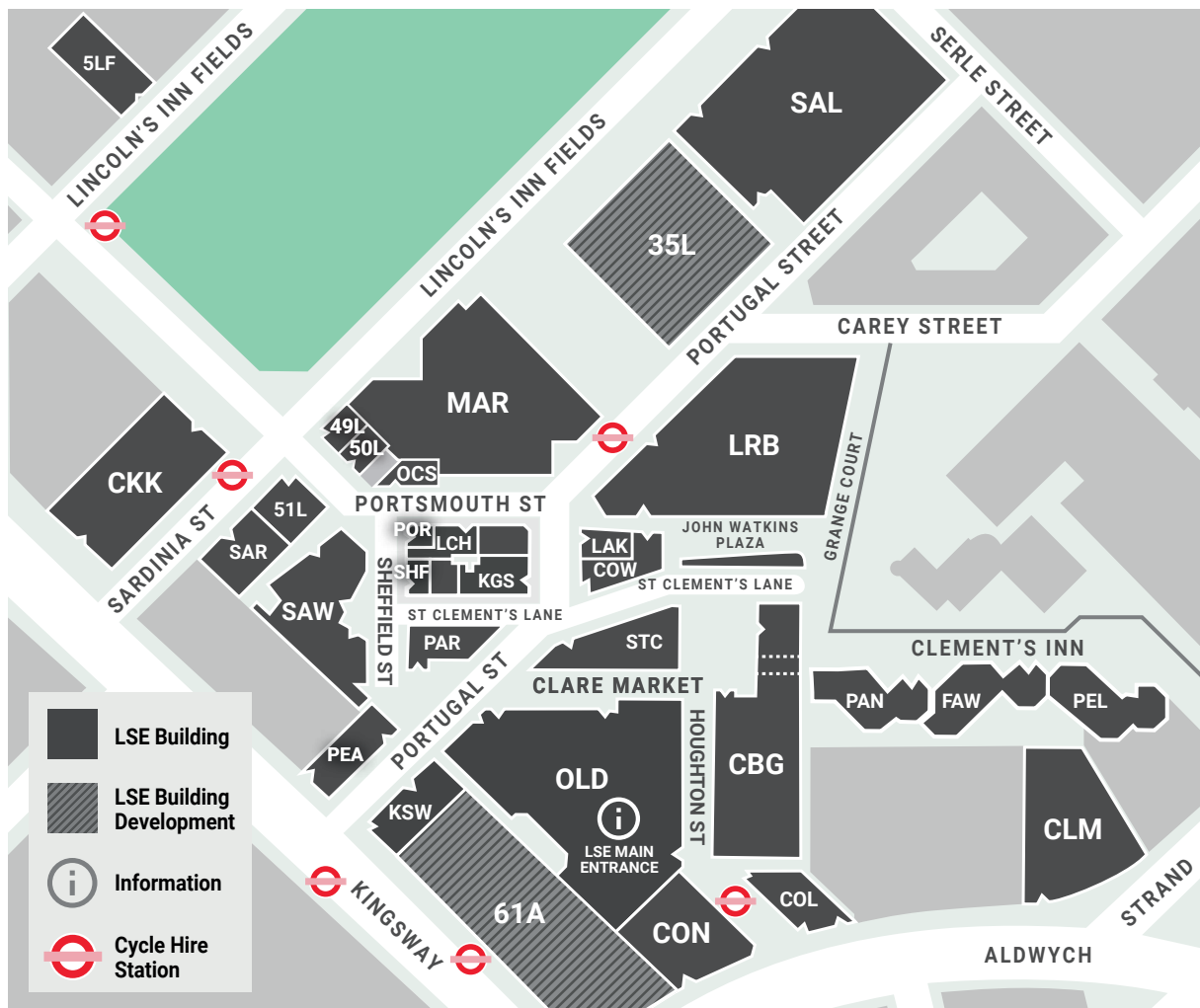
Chat with the LSE100 team

If you have any questions for our team, please get in touch at LSE100@lse.ac.uk or visit the LSE100 Course Office in KSW 4.10 on the fourth floor of 20 Kingsway (KSW).

You can find out more about LSE100 at lse.ac.uk/LSE100, and you can also follow us on [Instagram](#), [LinkedIn](#), [X](#), and [Student Hub](#).



LSE Campus



Key

61A 61 Aldwych	FAW Fawcett House	49L 49 Lincoln's Inn Fields (Coopers)	OLD Old Building	SAR Sardinia House
CBG Centre Building	KGS King's Chambers	50L 50 Lincoln's Inn Fields	OCS Old Curiosity Shop	SAW Saw Swee Hock Student Centre
CKK Cheng Kin Ku Building	KSW 20 Kingsway	51L 51 Lincoln's Inn Fields	PAN Pankhurst House	SHF Sheffield Street
CLM Clement House	LAK Lakatos Building	LRB Lionel Robbins Building, Library	PAR Parish Hall	SAL Sir Arthur Lewis Building
COL Columbia House	LCH Lincoln Chambers	MAR Marshall Building	PEA Peacock Theatre	STC St Clement's, Clare Market
CON Connaught House	5LF 5 Lincoln's Inn Fields		PEL Pethick-Lawrence House	
COW Cowdray House	35L 35 Lincoln's Inn Fields		POR 1 Portsmouth Street	



All buildings have wheelchair access and lifts, except, KGS, KSW*, POR* and SHF.
 *KSW 20 Kingsway (Language Centre only), *POR 1 Portsmouth Street (Shop only).

Disabled Access

After 6.30pm, please call Security Control on 020 7955 6200 to ensure that any disabled access doors are open. Also see: [Accessibility map \[PDF\]](#) For access to 20 Kingsway, please call security staff on 020 7955 6200 to set up the portable ramp in the entrance foyer.

Access Guides to LSE buildings

AccessAble have produced detailed access guides to the LSE campus and residences, and route maps between key locations. These access guides, and route maps, are now [available online](#).

lse.ac.uk/Mathematics



Department of Mathematics

The London School of Economics and
Political Science
Houghton Street
London WC2A 2AE

E: maths.info@lse.ac.uk

T: +44 (0)20 7955 7732

The London School of Economics and Political Science is a School of the University of London. It is a charity and is incorporated in England as a company limited by guarantee under the Companies Acts (Reg no 70527).

The School seeks to ensure that people are treated equitably, regardless of age, disability, race, nationality, ethnic or national origin, gender, religion, sexual orientation or personal circumstances.

Design: LSE Design Unit (info.lse.ac.uk/staff/divisions/communications-division/design-unit)

Photography: cover image from Unsplash, Pexels or iStock.

Internal photography: Nigel Stead, and Maria Moore.