

Hosted by LSE Works: PSSRU



## Promoting Mental Health: the economic case

**Eva-Maria Bonin**

Assistant Professorial Research  
Fellow, PSSRU, LSE

**Professor Martin Knapp**

Professor of Social Policy and  
Director, PSSRU, LSE

**David McDaid**

Associate Professorial Research  
Fellow, PSSRU, LSE

**Dr Sarah Carr**

Associate Professor of Mental Health  
Research, Middlesex University

**Dr Antonis Kousoulis**

Assistant Director, Innovation & Development  
Programmes, Mental Health Foundation

**Dr Sara Evans-Lacko**

Associate Professorial Research  
Fellow, PSSRU, LSE. Chair

**EVENTS**

Hashtag for Twitter users: #LSE

@lsepublicevents

[lse.ac.uk/events](http://lse.ac.uk/events)



# Promoting mental health - The economic case: introduction

**Martin Knapp**

Personal Social Services Research Unit, London School of Economics  
and Political Science

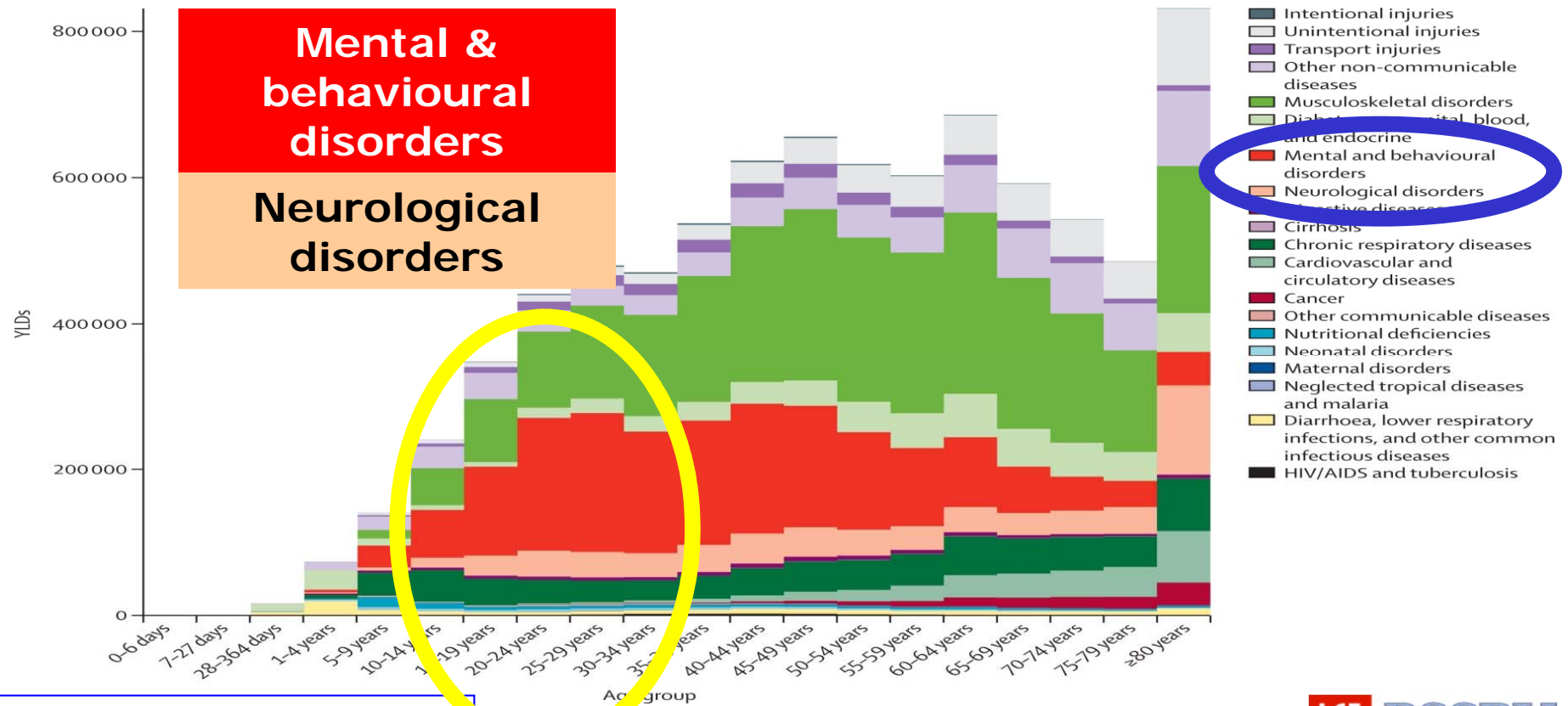
& NIHR School for Social Care Research

# Promoting mental health: plan

- A. Martin Knapp - Introduction
- B. Eva-Maria Bonin - Promoting mental wellbeing in young people
- C. David McDaid - Intersectoral actions
- D. Antonis Kousoulis - Response
- E. Sarah Carr - Response
- F. Discussion

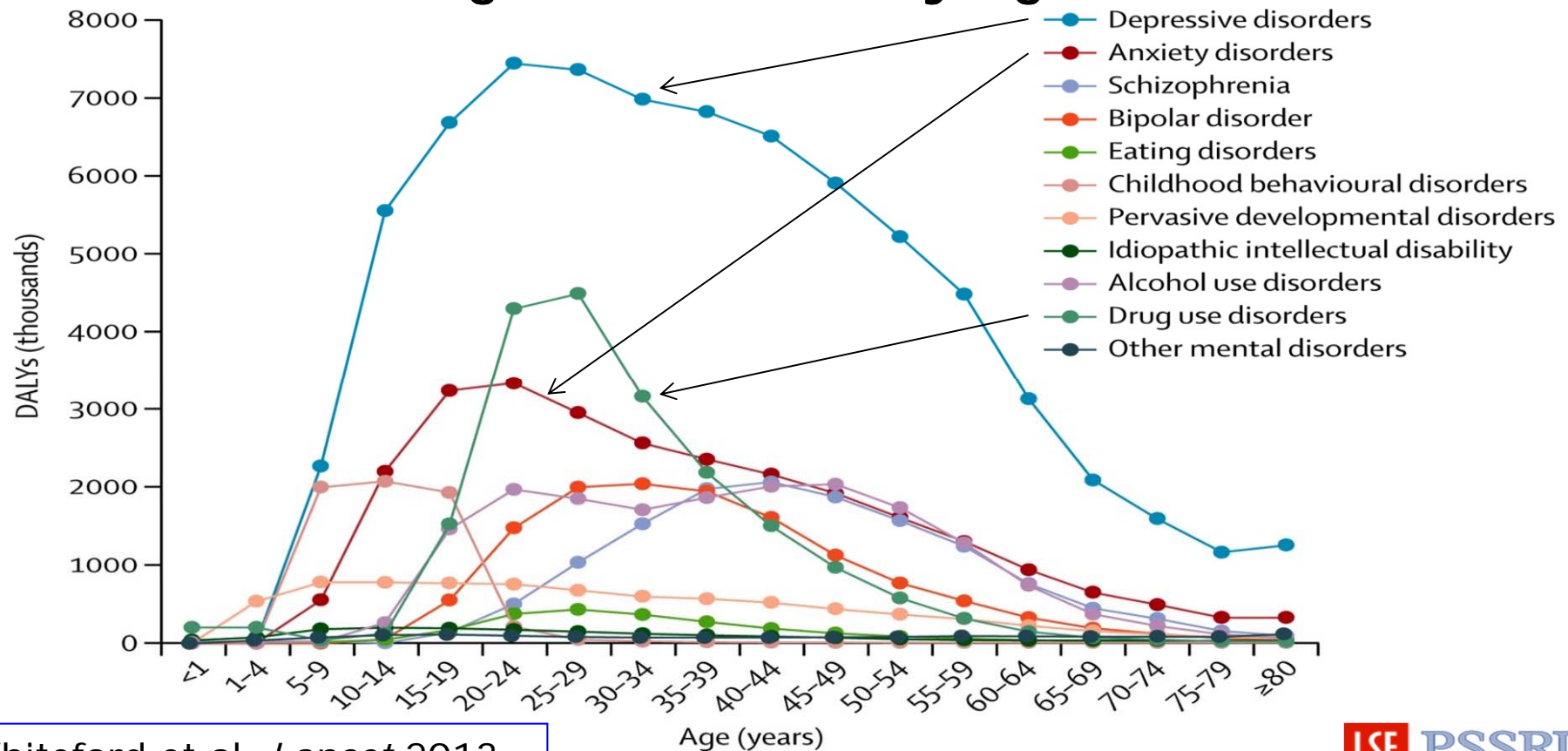


# Disability: years lived with disability by cause and age, UK in 2010



Murray et al, *Lancet* 2013

# DALYs for each mental and substance use disorder, global, 2010, by age



Whiteford et al, *Lancet* 2013

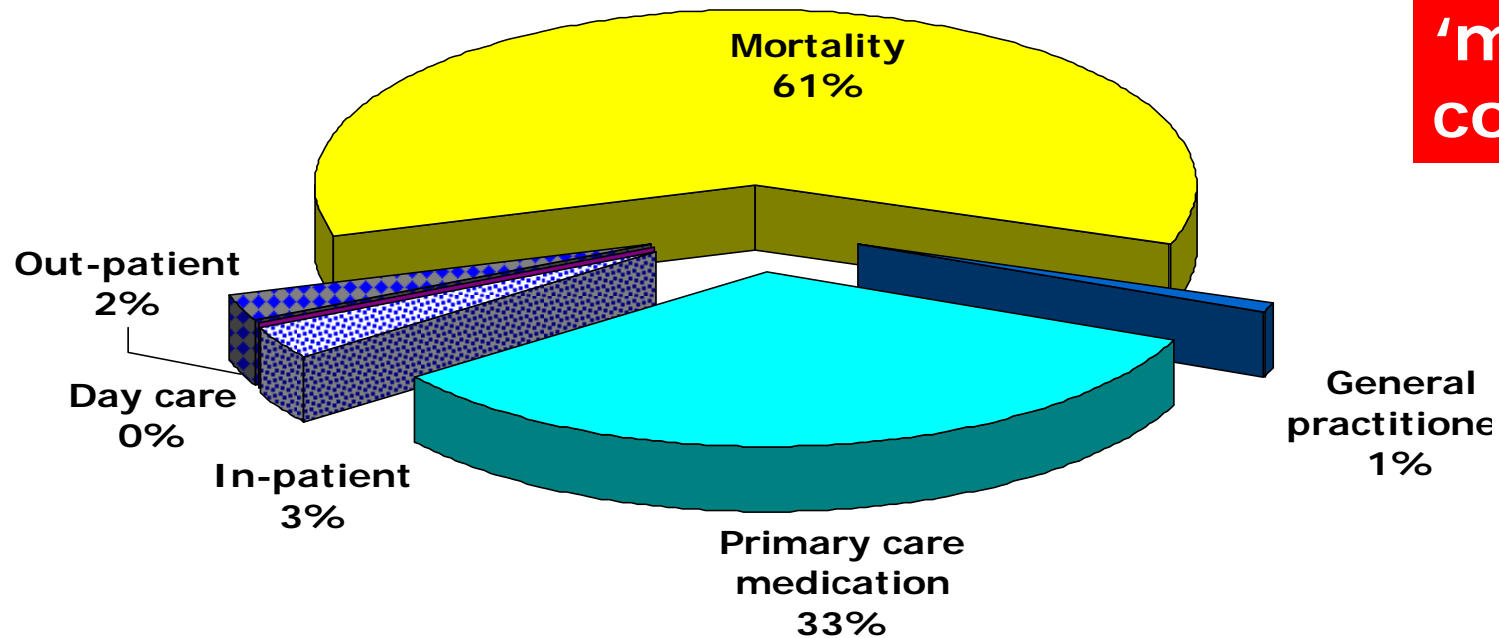
# Many consequences - some economic

- Distress, pain
- Poor quality of life
- Economic and social exclusion
- Stigma and discrimination
- Self-harm and suicide
- Premature death
- Criminal activity
- Impacts on others - family, colleagues, communities



# Costs of depression for adults in England, 2000 - mortality & health care

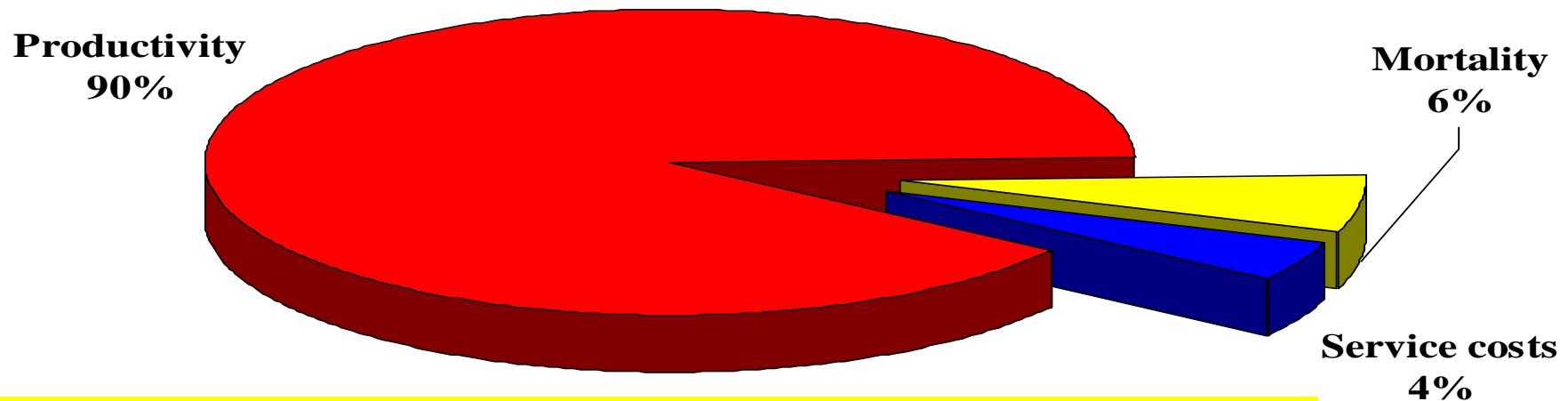
Excluding  
'morbidity'  
costs



Thomas & Morris *Brit J Psychiatry* 2003

# Costs of depression for adults in England, 2000 - absenteeism & unemployment

**Total cost = £9 bn**



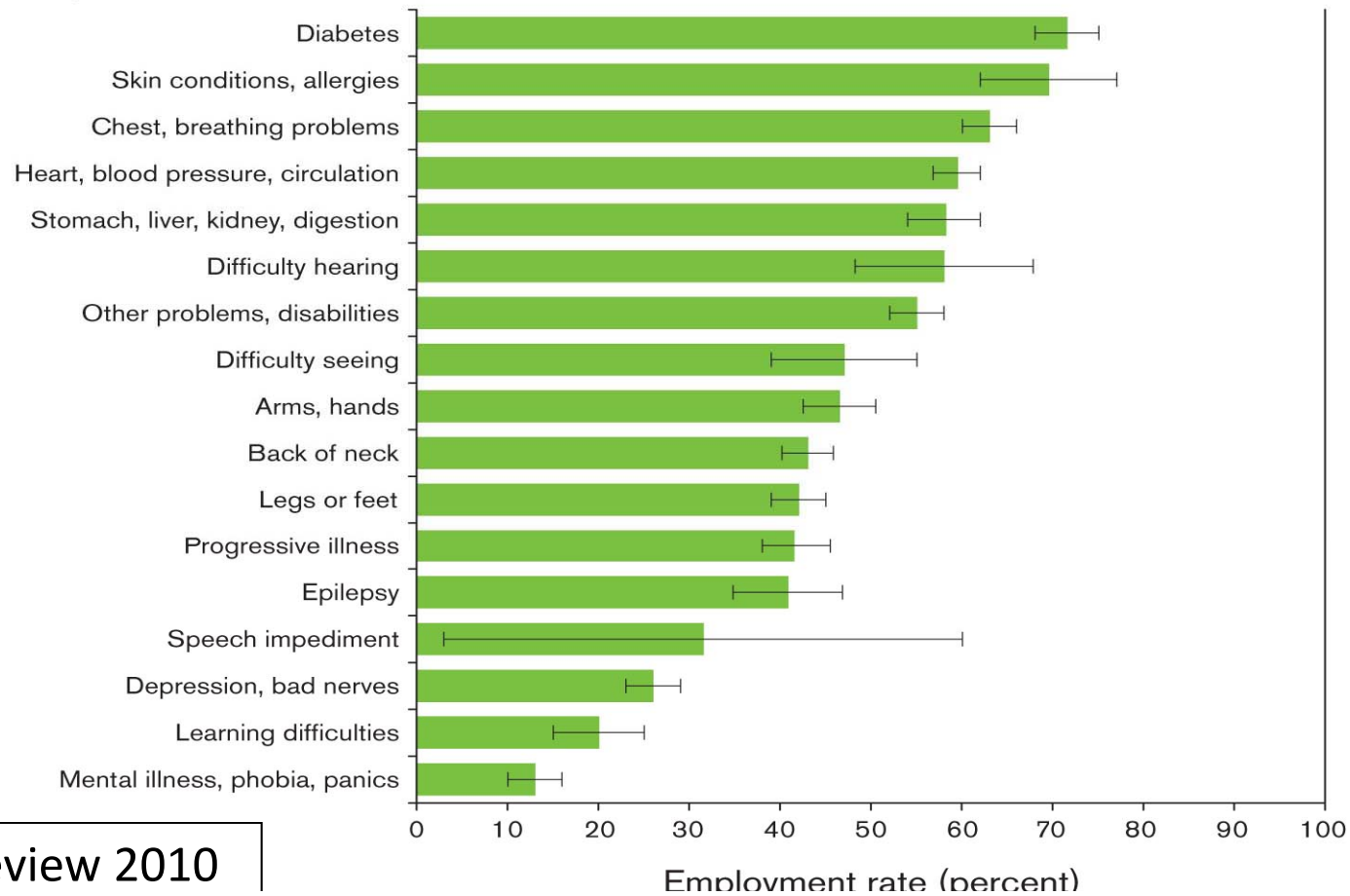
**Presenteeism costs (not shown) could  
be twice the size of absenteeism costs**

Thomas & Morris *Brit J Psychiatry* 2003



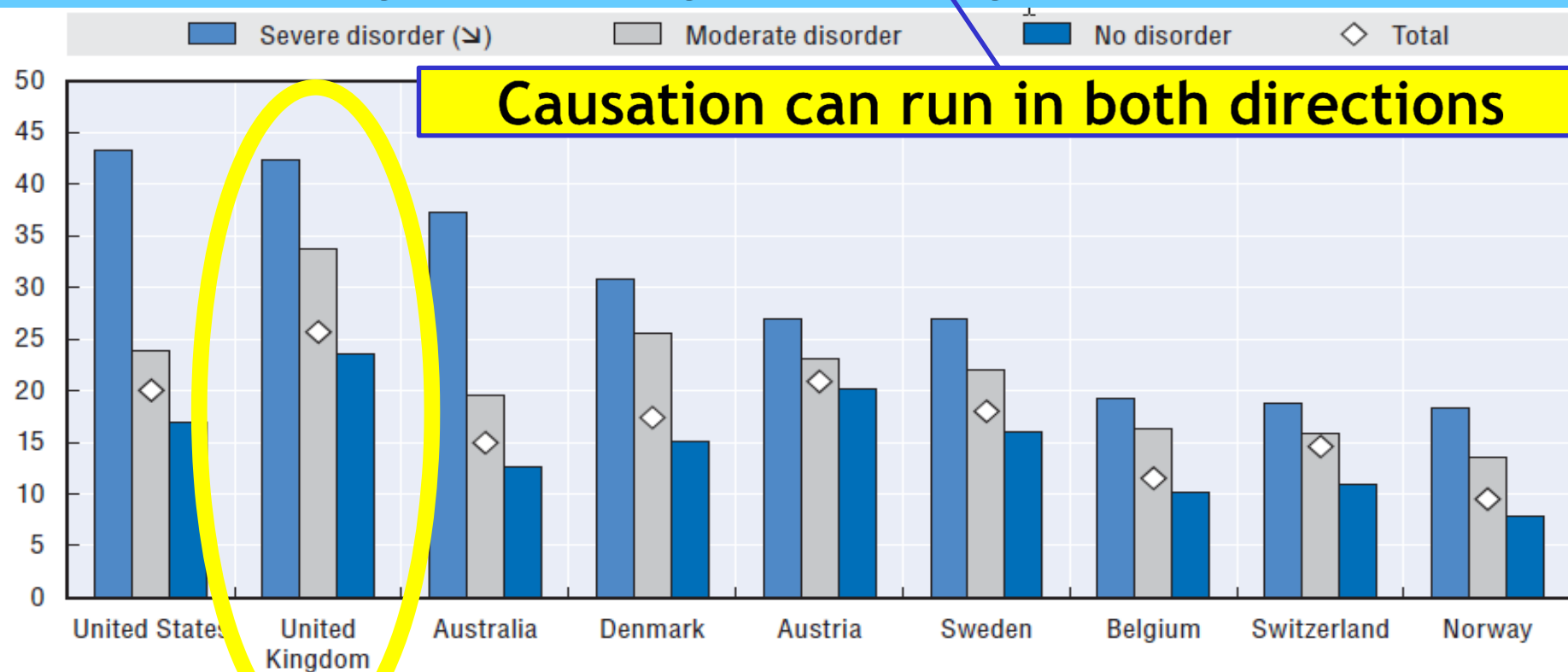
# Comparative employment rates by disability

Type of impairment



Marmot Review 2010

# Poverty rates by severity of disorder



- a) Per person net income adjusted for household size. For Australia and Denmark, data refer to gross income.  
 b) The low-income threshold determining poverty risk is 60% of median income.

OECD 2012

# Mental health problems: 'glorious' complexity

- o High prevalence; early onset
- o Chronic course (often life-time)
- o Complex interplay between genes & environment
- o Stigma, discrimination, victimisation
- o Complex links to wellbeing
- o Strong links to suicide & self-harm
- o Strong links to antisocial behaviour & crime
- o Hence ... compulsory detention & treatment
- o High, wide-ranging & enduring costs
- o Enormous employment effects
- o Impacts on family, friends, school/work peers

Hosted by LSE Works: PSSRU



## Promoting Mental Health: the economic case

**Eva-Maria Bonin**

Assistant Professorial Research  
Fellow, PSSRU, LSE

**Professor Martin Knapp**

Professor of Social Policy and  
Director, PSSRU, LSE

**David McDaid**

Associate Professorial Research  
Fellow, PSSRU, LSE

**Dr Sarah Carr**

Associate Professor of Mental Health  
Research, Middlesex University

**Dr Antonis Kousoulis**

Assistant Director, Innovation & Development  
Programmes, Mental Health Foundation

**Dr Sara Evans-Lacko**

Associate Professorial Research  
Fellow, PSSRU, LSE. Chair

**EVENTS**

Hashtag for Twitter users: #LSE

[@lsepublicevents](https://twitter.com/lsepublicevents)

[lse.ac.uk/events](https://lse.ac.uk/events)

