

Doubts about the model and optimal policy*

Anastasios G. Karantounias[†]

April 2, 2023

Abstract

This paper analyzes optimal policy in setups where *both* the policymaker *and* the private sector have doubts about the probability model of uncertainty and form endogenous worst-case beliefs. There are two forces that shape optimal policy results: a) the manipulation of the endogenous beliefs of the private sector so that the forward-looking constraints that the policymaker is facing are relaxed, b) the discrepancy (if any) in pessimistic beliefs between a paternalistic policymaker and the private sector, which captures ultimately differences in welfare evaluation. I illustrate the methodology in an optimal fiscal policy problem and show that manipulation of beliefs materializes as an effort to make government debt cheaper through the endogenous beliefs of the household. This force may lead to either mitigation or amplification of the household's pessimism, depending on the problem's parameters. The policymaker's *relative* pessimism determines whether paternalism reinforces or opposes the price manipulation incentives.

Keywords: Model uncertainty; ambiguity aversion; robustness; multiplier preferences; optimal policy design; managing expectations.

JEL classification: D80;E52; E61;E62; H21; H63.

*I would like to thank Thomas J. Sargent for introducing me to this research agenda and for providing constant encouragement and inspiration. I am grateful to Lars Peter Hansen and to Christian Matthes for comments, and to the late David K. Backus for his enthusiasm and support. Sincere thanks are owed to the Editor, Guillermo Ordonez, to an Associate Editor, and to three referees for feedback that led to an improved version of this paper. An earlier version was titled "Doubts about the model and optimal taxation." All errors are my own.

[†]School of Economics, University of Surrey, Guildford, Surrey, GU2 7XH, United Kingdom. Email: a.karantounias@gmail.com

1 Introduction

This paper analyzes the effects of model uncertainty on the design of optimal policy. Uncertainty is pervasive, hard to quantify and difficult to act upon. Economic agents (households or firms) and policymakers acknowledge that. They recognize that their probability models may be misspecified and are cautious towards this model uncertainty or *ambiguity*.

In this paper, I put the policymaker and the private sector on equal footing and allow them *both* to fear that the probability model of exogenous uncertainty is misspecified. I study optimal policy under commitment and use the multiplier preferences of Hansen and Sargent (2001) to express *aversion* to this model ambiguity.¹ In order to illustrate the methodology and get sharp results, I focus on an optimal fiscal policy problem in the main text.

I consider an economy with a representative household and a policymaker (interchangeably government), who has no access to lump-sum taxes. The policymaker needs to finance an exogenous stochastic stream of non-utility providing government expenditures, and can either use a linear distortionary tax on labor income, or issue state-contingent debt. Both the policymaker and the household have doubts about the probability model of spending shocks. The policymaker can distrust the probability model of spending shocks more, the same, or less than the household.

This setup is useful for two distinct reasons: first, it allows us to show explicitly how to introduce doubts about the model for both the policymaker and the private sector in a general equilibrium economy. Second, it permits the natural distinction between the case of a *benevolent* planner, who adopts the welfare criterion of the representative household, and the case of a *paternalistic* government, which may doubt the model *more* or *less* than the household. This freedom in forming the criterion of the policymaker is welcome because, in an environment with subjective uncertainty, it is not clear anymore what the normative welfare criterion should be.

In an environment of model ambiguity, economic participants form *endogenous* worst-case beliefs, which depend on their welfare objective. For example, a government and a representative household assign high probability to low utility events, which are typically associated with high spending shocks. Aside from this obvious pessimism, there is an additional angle in optimal policy problems: the policymaker's choices affect the private sector's utility, and consequently, its worst-case beliefs. Therefore, model ambiguity incentivizes the policymaker to 'manage' the private sector's worst-case expectations.

To see this angle in the fiscal policy problem, note that the household's pessimistic evaluations determine the equilibrium price of state-contingent debt, and therefore, the tradeoffs between taxing today versus issuing debt and taxing in the future. Intuitively, the government wants to make new debt *cheaper* through the household's endogenous worst-case beliefs. In particular, the government has an incentive to make the household assign high probability towards events where the 'value' of debt, that is, debt *adjusted* by marginal utility, is relatively high, and low probability

¹See Hansen and Sargent (2008) for a textbook treatment of ambiguity aversion and robustness.

towards events where the ‘value’ of debt is relatively low. Such a policy raises the market value of the portfolio of government securities, relaxing the government budget and increasing welfare. To achieve this price manipulation, the government taxes more at states of the world where the ‘value’ of debt is high, decreasing the household’s utility and increasing therefore the endogenous probability assigned. In similar fashion, the government taxes less at states of the world where the ‘value’ of debt is low.

Hence, if the states of the world with high ‘values’ of debt are the good times of low spending, then the government wants to tax more in good times (and less in bad times), *mitigating* the household’s pessimism. Instead, the government *amplifies* the household’s pessimism by taxing less in good times and more in bad times, if the ‘value’ of debt is high when spending increases. Note that the government hedges fiscal shocks by issuing relatively more state-contingent debt against good times, but the reduction of marginal utility in good times can actually decrease the ‘value’ of debt. Thus, it is not a priori clear if there are incentives for mitigation or amplification of the household’s pessimism for price manipulation reasons. If we bound the reaction of marginal utility by *either* assuming a curvature of the utility function that is smaller than the logarithmic case, *or* an infinite Frisch elasticity of labor supply, which leads to no crowding out of consumption (and therefore constant marginal utility), then the ‘value’ of debt remains high in good times, incentivizing the policymaker to mitigate the household’s pessimism. Instead, if the curvature of the utility function is high *and* the Frisch elasticity is finite and small, then the amplification of the household’s pessimism is potentially possible, provided that the need for distortionary taxation is high.

Furthermore, whenever there is *disagreement* between the policymaker and the private sector, the *ratio* of worst-case beliefs of the household and the government plays an independent role in the design of policy, since it reflects differences in welfare evaluation. A paternalistic government has an incentive to tax more in states of the world that are not deemed –relative to the household– probable, since the welfare cost of a tax is considered small in the government’s eyes. A policymaker, who doubts the model more than the household, increases taxes in –relative to the household– less probable good times, and decreases taxes in –relative to the household– more probable bad times. The opposite happens if the policymaker doubts the model less than the household. Consequently, paternalism can act either in the *same* direction as, or in the *opposite* direction to the management of the household’s pessimistic expectations, depending on the policymaker’s relative pessimism.

I utilize a small-doubts approximation that allows a full-blown, almost analytical, characterization of optimal policy. To achieve a quantitatively relevant evaluation of the strength of pessimistic expectation management and paternalism, I use a probability model that captures U.S. data, and discipline the doubts of the policymaker and the household by using the methodology of detection error probabilities. Several insights emerge. First, mitigation of the household’s pessimism is typically the relevant case, unless the curvature of the utility function is high, the Frisch elasticity very

low, and the level of debt several multiples of output. Second, when the policymaker doubts the model more than the household, the forces of paternalism and pessimistic expectation management reinforce each other, leading altogether to a tax rate that falls in bad times and increases in good times. Third, the *relative* strength of price manipulation versus paternalism becomes important when the policymaker doubts the model less than the household, since in that case the two forces oppose each other. If the policymaker is -relative to the household- sufficiently confident in the model, then paternalistic incentives dominate, whereas, if the policymaker's doubts are close to the household's, price manipulation incentives dominate.

The management of the follower's endogenous expectations in order to relax the forward-looking constraints that the policymaker faces is an idea that transcends the fiscal policy application. In supplementary material, I consider a broader framework with forward-looking constraints, that nests the fiscal policy application, as well as New Keynesian or limited commitment setups, and derive a general criterion for the mitigation or amplification of the follower's pessimism.

1.1 Related literature

Studies in optimal policy design consider typically model uncertainty on the side of the policymaker. A noteworthy early contribution is [Tetlow and von zur Muehlen \(2001\)](#), who study the effects of unstructured and structured misspecifications on the design of policy rules. [Giannoni \(2002, 2007\)](#) analyzes the design of robust Taylor rules and considers both shock and parameter uncertainty respectively. [Barlevy \(2009, 2011\)](#) delves further into these issues.²

Turning to optimal policy setups where the private sector has fears of model misspecification, the price manipulation through the management of the household's pessimistic expectations was first analyzed in [Karantounias \(2013\)](#), who considered a situation where the policymaker had full confidence in the model, whereas the household had not. By introducing model doubts to both the policymaker and the household, the current paper nests and generalizes the analysis in [Karantounias \(2013\)](#). In particular, an in-depth analysis of the incentives for mitigation or amplification of the household's pessimism is provided. In addition, it is shown that pessimistic expectation management and paternalism can act either in the same or the opposite direction with regard to the tax rate, depending on the relative pessimism of the policymaker. A small-doubts approximation is utilized, furnishing novel analytical and quantitative results about the behavior of tax rates and debt in a full-blown infinite horizon economy. Last, optimal policy design under model uncertainty is generalized in a broader framework with forward-looking constraints, and a general criterion for mitigation or amplification of the follower's pessimism is derived.

Other relevant contributions are [Ferrière and Karantounias \(2019\)](#), who study distortionary taxation and the design of utility-providing government expenditures when there is ambiguity

²For other contributions that are motivated by robustness concerns on the side of the policymaker, see [Tetlow \(2015\)](#), [Cogley et al. \(2008\)](#), [Luo et al. \(2014\)](#), [Orphanides and Williams \(2007\)](#) and [Ajello et al. \(2019\)](#).

about the business cycle, and [Benigno and Paciello \(2014\)](#), who study the implications of ambiguity aversion of the representative consumer and the policymaker for the design of optimal monetary policy. [Michelacci and Paciello \(2020\)](#) associate the credibility of the monetary authority actions to the worst-case beliefs of a heterogeneous private sector, and [Orlik and Presno \(2018\)](#) analyze optimal fiscal policy by dropping the commitment assumption and using the notion of sustainable plans.

[Hansen and Sargent \(2012\)](#) clarify several concepts of a robust policymaker and propose a useful nomenclature in terms of three *types* of ambiguity. The work of [Dennis \(2008\)](#) is relevant for type I ambiguity. Type II, and type 0 ambiguity - which is how [Hansen and Sargent](#) call the formulation of [Karantounias \(2013\)](#)- are nested in the current paper. [Woodford \(2010\)](#), [Adam and Woodford \(2012\)](#) and [Adam and Woodford \(2021\)](#) are relevant contributions for type III ambiguity.³

Interesting applications of ambiguity aversion outside the realm of optimal policy are [Benigno and Nisticò \(2012\)](#), [Bidder and Smith \(2012\)](#), [Pouzo and Presno \(2016\)](#) and [Croce et al. \(2012\)](#), who study respectively optimal portfolio choice in open economies, stochastic volatility, default premia and positive fiscal policy. [Molavi \(2019\)](#) constructs a general theory of learning and misspecification and [Christensen \(2019\)](#) explores identification and estimation of models of robust decision makers.

For a prominent example that analyzes business cycles using max-min expected utility, instead of the smooth preferences we consider here, see [Ilut and Schneider \(2014\)](#). [Ilut and Schneider \(2023\)](#) provide a comprehensive review of the literature of ambiguity aversion in macroeconomics and finance. Lastly, several papers interpret survey evidence on expectations in the United States, the United Kingdom and Germany through the lens of worst-case beliefs, strengthening the empirical plausibility of ambiguity aversion. See respectively [Bhandari et al. \(2019\)](#), [Michelacci and Paciello \(2023\)](#) and [Bachmann et al. \(2020\)](#).

1.2 Organization

Section 2 considers an economy with distortionary taxation and model uncertainty. Section 3 sets up the policy problem and derives the optimal tax rate. Section 4 analyzes the forces of the public's pessimistic expectations management and the paternalism (if any) of the policymaker. Section 5 evaluates the implications of the two forces for the tax rate by utilizing a small-doubts approximation. Section 6 concludes. Appendix A provides proofs for the fiscal policy application. Appendix B generalizes the analysis of optimal policy design under model uncertainty in a broader framework with forward-looking constraints. Appendix C provides the details of the small-doubts approximation that may be of independent interest. Appendices B and C are online.

³[Kwon and Miao \(2017\)](#) operationalize the concepts of [Hansen and Sargent \(2012\)](#) in a discrete-time setup.

2 An economy with model uncertainty

Time is discrete and the horizon is infinite. We use the economy of [Lucas and Stokey \(1983\)](#) and attribute fears of model misspecification to both the government (interchangeably policymaker) and the representative household. There is a single perishable good that can be allocated to private consumption c_t or government consumption g_t . Government consumption is exogenous, stochastic, takes finite or countable values, and does not provide any utility. A linear production technology uses labor as input and converts one unit of labor to one unit of good.

Let $g^t = (g_0, \dots, g_t)$ denote the partial history of government expenditures up to time t . There is a representative consumer that is endowed with one unit of time, works $h_t(g^t)$, enjoys leisure $l_t(g^t) = 1 - h_t(g^t)$, and consumes $c_t(g^t)$ at history g^t for each $t \geq 0$. The notation indicates that the respective variables are measurable functions of g^t . The resource constraint of the economy reads

$$c_t(g^t) + g_t = h_t(g^t). \quad (1)$$

Markets are complete and competitive. Competition makes the real wage $w_t(g^t) = 1$ for all $t \geq 0$ and any history g^t . The government has no access to lump-sum taxes; instead it finances its time t expenditures either by using a linear tax $\tau_t(g^t)$ on labor income, or by issuing state-contingent debt $b_{t+1}(g_{t+1}, g^t)$ that is sold at price $p_t(g_{t+1}, g^t)$ at history g^t . This debt security pays one unit of the consumption good if government expenditures are g_{t+1} next period, and zero otherwise. The one-period government budget constraint at t is

$$b_t(g^t) + g_t = \tau_t(g^t)h_t(g^t) + \sum_{g_{t+1}} p_t(g_{t+1}, g^t)b_{t+1}(g_{t+1}, g^t). \quad (2)$$

Equivalently, using the proper no-Ponzi game condition, we get the single intertemporal budget constraint

$$b_0 + \sum_{t=0}^{\infty} \sum_{g^t} q_t(g^t)g_t \leq \sum_{t=0}^{\infty} \sum_{g^t} q_t(g^t)\tau_t(g^t)h_t(g^t), \quad (3)$$

where $q_t(g^t)$ the history-contingent prices of Arrow-Debreu contracts that trade at $t = 0$.

2.1 Model misspecification

The representative household and the government share a *reference* probability model in terms of a sequence of joint densities $\pi_t(g^t)$ over histories g^t . These densities do not coincide necessarily with the true data-generating process. Uncertainty at $t = 0$ has been realized, so $\pi_0(g_0) \equiv 1$. We use E to denote the expectation operator with respect to the reference model π throughout the paper. Both the household and the government fear that the reference model is *misspecified* and consider *alternative* probability models. We follow [Hansen and Sargent \(2005\)](#) and take the

alternative models to be absolutely continuous with respect to the reference model over finite time intervals. This allows us to use the Radon-Nikodym theorem and express an alternative model as a *change* of measure, that is, a non-negative random variable, that is a measurable function of g^t and a *martingale* with respect to π , with unitary mean value.

Representative household. The alternative models of the household are expressed as a non-negative random variable $M_t(g^t)$, with $EM_t = 1$ and $E_t M_{t+1} = M_t$. We set the initial value of M_0 to unity, since uncertainty is realized at $t = 0$, $M_0 \equiv 1$. We can think of M_t as an unconditional *likelihood* ratio of the alternative density $\hat{\pi}_t(g^t)$ over the reference density $\pi_t(g^t)$. Moreover, we can decompose M_t by defining $m_{t+1}(g^{t+1}) \equiv M_{t+1}(g^{t+1})/M_t(g^t)$. The random variable m_{t+1} has then the interpretation of a *conditional* likelihood ratio, and has to integrate to unity, $E_t m_{t+1} = 1$. Unconditional expectations of a generic random variable $X_t(g^t)$ with respect to the alternative measure $\hat{\pi}$ can be calculated as $\hat{E}X_t \equiv EM_t X_t$. Conditional expectations take the form $\hat{E}_t X_{t+1} \equiv E_t m_{t+1} X_{t+1}$.

Government. Similarly to the household, the government's alternative models are captured by the non-negative likelihood ratio $N_t(g^t)$ with $EN_t = 1$, $E_t N_{t+1} = N_t$, and $N_0 \equiv 1$. The respective conditional likelihood ratio is $n_{t+1}(g^{t+1}) \equiv N_{t+1}(g^{t+1})/N_t(g^t)$, with $E_t n_{t+1} = 1$. Same comments as previously apply for the calculation of (un)conditional expectations of a variable X_t with respect to the government's alternative model.

2.2 Ambiguity aversion

Both the household and the government are *averse* to model ambiguity. We use the multiplier preferences of Hansen and Sargent (2001) and Hansen et al. (2006), which were axiomatized by Strzalecki (2011), to express this aversion.

Representative household. The household ranks consumption and leisure plans using the following criterion:

$$\min_{m_{t+1} \geq 0, M_t \geq 0} \sum_{t=0}^{\infty} \beta^t \sum_{g^t} \pi_t(g^t) M_t(g^t) U(c_t(g^t), 1 - h_t(g^t)) + \beta \theta_A \sum_{t=0}^{\infty} \beta^t \sum_{g^t} \pi_t(g^t) M_t(g^t) \varepsilon_t(m_{t+1}(g^{t+1})) \quad (4)$$

subject to

$$M_{t+1}(g^{t+1}) = m_{t+1}(g^{t+1})M_t(g^t), M_0 \equiv 1 \quad (5)$$

$$\sum_{g_{t+1}} \pi_{t+1}(g_{t+1}|g^t)m_{t+1}(g^{t+1}) = 1, \quad (6)$$

where $0 < \theta_A \leq \infty$. The positive parameter θ_A is a penalty parameter that measures fear of model misspecification. The period utility $U(c_t, 1 - h_t)$ satisfies the typical monotonicity and concavity assumptions. We use relative entropy as a measure of discrepancies between probability measures in (4),

$$\varepsilon_t(m_{t+1}) \equiv E_t m_{t+1} \ln m_{t+1} = \sum_{g_{t+1}} \pi_{t+1}(g^{t+1}|g^t)m_{t+1}(g^{t+1}) \ln m_{t+1}(g^{t+1}). \quad (7)$$

According to (4), the representative household evaluates expected utility under the alternative probability models and shows its aversion to model ambiguity by considering the model that furnishes the *worst* utility. Deviations from the reference model are penalized in terms of a measure of discounted relative entropy. The “farther” a model is, the more it is penalized. Higher values of the parameter θ_A represent more confidence in the reference model π_t . Full confidence is captured by $\theta_A = \infty$, which reduces the above preferences to the expected utility preferences of the [Lucas and Stokey](#) household.

Government. Analogously, the government’s preferences are described by

$$\min_{n_{t+1} \geq 0, N_t \geq 0} \sum_{t=0}^{\infty} \beta^t \sum_{g^t} \pi_t(g^t) N_t(g^t) U(c_t(g^t), 1 - h_t(g^t)) + \beta \theta_R \sum_{t=0}^{\infty} \beta^t \sum_{g^t} \pi_t(g^t) N_t(g^t) \varepsilon_t(n_{t+1}(g^{t+1})) \quad (8)$$

subject to

$$N_{t+1}(g^{t+1}) = n_{t+1}(g^{t+1})N_t(g^t), N_0 \equiv 1 \quad (9)$$

$$\sum_{g_{t+1}} \pi_{t+1}(g_{t+1}|g^t)n_{t+1}(g^{t+1}) = 1, \quad (10)$$

where $0 < \theta_R \leq \infty$. The penalty parameter θ_R captures the government’s confidence in the reference probability model.

The period utility U in (4) and (8) is the same for both the household and the government. Preferences though can differ due to different attitudes towards model misspecification. If $\theta_R = \theta_A$, then the government becomes a “benevolent” planner that adopts the preferences of the household.

In the case of $\theta_R \neq \theta_A$, the government exhibits *paternalism*, that is, it imposes its *own* evaluation of the utility that the household is deriving from a stochastic stream of consumption and leisure. We don't take a stance on the criterion of the government, and we allow the policymaker to doubt the model *less* ($\theta_R > \theta_A$), the same ($\theta_R = \theta_A$), or *more* than the household ($\theta_R < \theta_A$).

2.3 The representative household's problem

The problem of the household is

$$\max_{c_t, h_t} \min_{m_{t+1} \geq 0, M_t \geq 0} \sum_{t=0}^{\infty} \beta^t \sum_{g^t} \pi_t(g^t) M_t(g^t) \left[U(c_t(g^t), 1 - h_t(g^t)) + \theta_A \beta \sum_{g^{t+1}} \pi_{t+1}(g_{t+1}|g^t) m_{t+1}(g^{t+1}) \ln m_{t+1}(g^{t+1}) \right]$$

subject to

$$\sum_{t=0}^{\infty} \sum_{g^t} q_t(g^t) c_t(g^t) \leq \sum_{t=0}^{\infty} \sum_{g^t} q_t(g^t) (1 - \tau_t(g^t)) h_t(g^t) + b_0 \quad (11)$$

$$c_t(g^t) \geq 0, h_t(g^t) \in [0, 1], \forall t, g^t \quad (12)$$

$$M_{t+1}(g^{t+1}) = m_{t+1}(g^{t+1}) M_t(g^t), M_0 \equiv 1, \forall t, g^t \quad (13)$$

$$\sum_{g^{t+1}} \pi_{t+1}(g_{t+1}|g^t) m_{t+1}(g^{t+1}) = 1, \forall t, g^t \quad (14)$$

Inequality (11) is the intertemporal budget constraint of the household. The right side is the discounted present value of after-tax labor income plus an initial asset position b_0 that can assume positive (denoting government debt) or negative (denoting government assets) values.

2.4 Household's worst-case beliefs

The optimal conditional likelihood ratio that solves the minimization problem in (4) is denoted by asterisks. It takes the exponentially twisting form

$$m_{t+1}^*(g^{t+1}) = \frac{\exp(\sigma_A V_{t+1}(g^{t+1}))}{\sum_{g^{t+1}} \pi_{t+1}(g_{t+1}|g^t) \exp(\sigma_A V_{t+1}(g^{t+1}))}, \forall t \geq 0, g^t, \quad (15)$$

where $\sigma_A \equiv -1/\theta_A \leq 0$. $V_i(g^t)$ stands for the household's (indirect) utility under the worst-case measure,

$$V_t = U(c_t, 1 - h_t) + \beta [E_t m_{t+1}^* V_{t+1} + \theta_A E_t m_{t+1}^* \ln m_{t+1}^*]. \quad (16)$$

Using (15) in (16) delivers a *risk-sensitive* recursion for V_t ,

$$V_t = U(c_t, 1 - h_t) + \frac{\beta}{\sigma_A} \ln E_t(\exp(\sigma_A V_{t+1})). \quad (17)$$

Recursion (17) connects the multiplier preferences of Hansen and Sargent (2001) to setups with *full* confidence in the model, but *aversion* towards volatility in continuation utilities, as the risk-sensitive preferences used by Tallarini (2000) or, for some particular parameter values, the recursive preferences of Epstein and Zin (1989).⁴

Equation (15) summarizes how a cautious household forms pessimistic beliefs. The household assigns high probability (relative to the reference model) on histories with low continuation utilities V_{t+1} , and low probability on histories with high V_{t+1} . In that sense, the household tilts its probability assessments towards low-utility events.

Lastly, the law of motion in (13) becomes

$$M_{t+1}^*(g^{t+1}) = \frac{\exp(\sigma_A V_{t+1}(g^{t+1}))}{\sum_{g_{t+1}} \pi_{t+1}(g_{t+1}|g^t) \exp(\sigma_A V_{t+1}(g^{t+1}))} M_t^*(g^t), \quad M_0 \equiv 1. \quad (18)$$

2.5 Labor supply, asset choice and equilibrium

The labor supply of the household is determined by equalizing the marginal rate of substitution between consumption and leisure to the after-tax wage,⁵

$$\frac{U_l(g^t)}{U_c(g^t)} = 1 - \tau_t(g^t). \quad (19)$$

The asset choice of the household is determined by condition

$$q_t(g^t) = \beta^t \pi_t(g^t) M_t^*(g^t) \frac{U_c(g^t)}{U_c(g_0)}, \quad (20)$$

which equalizes the intertemporal rate of substitution between consumption at time t and consumption at the initial period to the price of an Arrow-Debreu contract. The price at $t = 0$ is normalized to unity, $q_0 \equiv 1$. Similarly, the optimality condition when there is trade in state-contingent Arrow

⁴The source of the aversion to volatility is fear of model misspecification in the case of multiplier preferences, whereas it is related to the attitudes towards time and risk in the case of recursive preferences. More generally, the equivalence of the multiplier preferences with recursive preferences *breaks down* when we have multiple sources of uncertainty, and a decisionmaker who exhibits *differential* ambiguity attitude towards them. See for example Hansen and Sargent (2007) and Hansen and Sargent (2010). Richer setups allow also the distinction between risk aversion, intertemporal elasticity of substitution and ambiguity aversion. See for example Klibanoff et al. (2005) and Ju and Miao (2012).

⁵ $U_c(g^t)$ is shorthand for $U_c(c_t(g^t), 1 - h_t(g^t))$. Same comment applies for $U_l(g^t)$.

securities takes the form

$$p_t(g_{t+1}, g^t) = \beta \pi_{t+1}(g_{t+1}|g^t) \underbrace{\frac{\exp(\sigma_A V_{t+1}(g^{t+1}))}{\sum_{g_{t+1}} \pi_{t+1}(g_{t+1}|g^t) \exp(\sigma_A V_{t+1}(g^{t+1}))}}_{m_{t+1}^*} \frac{U_c(g^{t+1})}{U_c(g^t)}. \quad (21)$$

The expression for the equilibrium price of a state-contingent claim (21) involves the ratio of marginal utilities, and, most importantly, the pessimistic evaluation of the likelihood of the particular contingency, m_{t+1}^* , which depends on continuation utilities. By affecting an *endogenous* object like utility, the policymaker's choices influence the household's worst-case beliefs, and, ultimately, the equilibrium price of government debt. This is the core of the pessimistic expectation management in the particular application, and a channel that was first analyzed in [Karantounias \(2013\)](#).

Definition 1. *A competitive equilibrium is a consumption-labor allocation (c, h) , a set of worst-case conditional and unconditional likelihood ratios (m^*, M^*) , a price system q , and a government policy (g, τ) such that (a) given (q, τ) , (c, h) and (m^*, M^*) solve the household's problem, and (b) markets clear, so that $c_t(g^t) + g_t = h_t(g^t) \forall t, g^t$.*

3 Optimal policy under model uncertainty

Consider the design of optimal fiscal policy under model uncertainty.

3.1 Fiscal policy problem

The government chooses taxes and state-contingent debt at $t = 0$ in order to maximize the government's welfare criterion (8). We use the primal approach of [Lucas and Stokey \(1983\)](#) and posit a policymaker who chooses under commitment allocations subject to the resource constraint (1) and implementability constraints imposed by the competitive equilibrium.

Problem 1. *The government's problem is*

$$\max_{\{c \geq 0, h \in [0, 1], M^*, V\}} \min_{n, N \geq 0} \sum_{t=0}^{\infty} \beta^t \sum_{g^t} \pi_t(g^t) N_t(g^t) [U(c_t(g^t), 1 - h_t(g^t)) + \beta \theta_R \varepsilon_t(n_{t+1}(g^{t+1}))]$$

subject to

$$\sum_{t=0}^{\infty} \beta^t \sum_{g^t} \pi_t(g^t) M_t^*(g^t) [U_c(g^t) c_t(g^t) - U_l(g^t) h_t(g^t)] = U_c(g_0) b_0 \quad (22)$$

$$c_t(g^t) + g_t = h_t(g^t), \forall t, g^t \quad (23)$$

$$M_{t+1}^*(g^{t+1}) = \frac{\exp(\sigma_A V_{t+1}(g^{t+1}))}{\sum_{g_{t+1}} \pi_{t+1}(g_{t+1}|g^t) \exp(\sigma_A V_{t+1}(g^{t+1}))} M_t^*(g^t), \forall t, g^t, M_0 \equiv 1, \quad (24)$$

$$V_t(g^t) = U(c_t(g^t), 1 - h_t(g^t)) + \frac{\beta}{\sigma_A} \ln \sum_{g_{t+1}} \pi_{t+1}(g_{t+1}|g^t) \exp(\sigma_A V_{t+1}(g^{t+1})), \forall t, g^t, t \geq 1 \quad (25)$$

$$N_{t+1}(g^{t+1}) = n_{t+1}(g^{t+1}) N_t(g^t), \forall t, g^t, N_0 \equiv 1 \quad (26)$$

$$\sum_{g_{t+1}} \pi_{t+1}(g_{t+1}|g^t) n_{t+1}(g^{t+1}) = 1, \forall t, g^t, \quad (27)$$

where (b_0, g_0) are given.⁶

Proof. The competitive equilibrium is characterized fully by the resource constraint, the household's optimality conditions, the intertemporal budget constraint (11) (which holds with equality), the law of motion of the household's worst-case belief distortions (18), and the recursion for V_t in (17), which helps determine the pessimistic beliefs. Use (19) and (20) to substitute for prices and after-tax wages in the intertemporal budget constraint to obtain (22). \square

The presence of the household's endogenous pessimistic beliefs in the implementability constraint (22) contributes *two* additional implementability constraints to those already in Lucas and Stokey (1983): the law of motion of the endogenous likelihood ratio M_t^* in (24), and the household's utility recursion in (25).

3.2 Government's worst-case beliefs

The worst-case beliefs of the policymaker are given by the optimality conditions of the minimization problem in problem 1. The optimal conditional likelihood ratio of the government, denoted with asterisks, takes the form

$$n_{t+1}^*(g^{t+1}) = \frac{\exp(\sigma_R W_{t+1}(g^{t+1}))}{\sum_{g_{t+1}} \pi_{t+1}(g_{t+1}|g^t) \exp(\sigma_R W_{t+1}(g^{t+1}))}, \quad (28)$$

where $\sigma_R \equiv -1/\theta_R \leq 0$ and W_t the (indirect) utility of the government under the worst-case measure $\pi_t \cdot N_t^*$. As expected, the government assigns, relative to the reference model, high probability to events that provide low continuation utility W_{t+1} .

⁶We do not exclude initial assets, $b_0 < 0$, but these assets are not allowed to be so large that they can finance spending without the use of distortionary taxation.

Following the same steps as in the household's minimization problem, delivers a risk-sensitive recursion for W_t ,

$$W_t = U(c_t, 1 - h_t) + \frac{\beta}{\sigma_R} \ln E_t \exp(\sigma_R W_{t+1}). \quad (29)$$

Belief ratio. The worst-case unconditional likelihood ratio of the policymaker has a law of motion $N_{t+1}^* = n_{t+1}^* N_t^*$, $N_0 \equiv 1$. Define the belief *ratio* $\Lambda_t \equiv M_t^*/N_t^*$ as the ratio of the martingales M_t^* over N_t^* . The belief ratio follows the law of motion

$$\Lambda_t = \frac{m_t^*}{n_t^*} \cdot \Lambda_{t-1} = \frac{\exp(\sigma_A V_{t+1})/E_t \exp(\sigma_A V_{t+1})}{\exp(\sigma_R W_{t+1})/E_t \exp(\sigma_R W_{t+1})} \cdot \Lambda_{t-1}, t \geq 1 \quad (30)$$

with $\Lambda_0 \equiv 1$, and V_t and W_t following recursions (17) and (29) respectively. The ratio Λ_t captures the *disagreement* that the household and the policymaker have about the likelihood of a particular contingency, and is, by construction, a martingale with respect to the worst-case beliefs of the policymaker, $E_{t-1} n_t^* \Lambda_t = \Lambda_{t-1}$. A high Λ_t denotes a history g^t on which the cautious household assigns a *higher* probability than the policymaker. Similarly, if Λ_t is low, then the policymaker assigns a higher probability than the household. The disagreement between the policymaker and the household matters because it implies a different *welfare* ranking of competitive equilibrium allocations. Note that if $\theta_R = \theta_A$ (equivalently $\sigma_R = \sigma_A$), the government's utility recursion (29) becomes the same as the household's utility recursion (17), and therefore, we have $W_t = V_t$ and $N_t^* = M_t^*$. The belief ratio becomes then identically unity, $\Lambda_t(g^t) = 1, \forall t, g^t$.

3.3 Optimal tax rate

Consider first the optimal tax rate. It is useful to consider the following restriction on period utility U (besides monotonicity and concavity), which implies that consumption and leisure are *normal* goods, and helps us prove that the optimal tax rate is positive.

Assumption 1. (“Normal goods”) $U_{ll}U_c - U_{cl}U_l < 0$ and $U_{cc}U_l - U_{cl}U_c < 0$.

Clearly, if $U_{cl} \geq 0$, assumption 1 is satisfied.⁷ Let $\Phi > 0$ denote the multiplier on the implementability constraint (22), which we call the marginal cost of (distortionary) taxation, and let $\tilde{\xi}_t$ denote the (scaled by N_t^*) multiplier on the household's utility recursion (25) in problem 1.⁸

Proposition 1. (“Optimal tax rate”)

The optimal tax rate for $t \geq 1$ is

⁷We take the inequalities in assumption 1 to hold weakly when we treat the case of quasi-linear utility or infinite Frisch elasticity in later sections.

⁸See the Appendix for the Lagrangian of the policy problem.

$$\tau_t = \frac{\Phi \Lambda_t (\epsilon_{cc,t} + \epsilon_{ch,t} + \epsilon_{hh,t} + \epsilon_{hc,t})}{1 + \tilde{\xi}_t + \Phi \Lambda_t (1 + \epsilon_{hh,t} + \epsilon_{hc,t})} \quad (31)$$

where $\epsilon_{cc,t} \equiv -U_{cc}c_t/U_c$, $\epsilon_{ch,t} \equiv U_{cl}h_t/U_c$, $\epsilon_{hh,t} \equiv -U_{ll}h_t/U_l$ and $\epsilon_{hc,t} \equiv U_{cl}c_t/U_l$, the own and cross elasticities of marginal utility of consumption and marginal disutility of labor respectively. If Assumption 1 holds, then the tax rate is positive, $\tau_t \geq 0$.

Proof. See Appendix A. □

Relative to the full-confidence environment of Lucas and Stokey (1983), the formula for the optimal tax rate has *two* additional variables, which are the subject of the analysis in the rest of the paper: the variable $\tilde{\xi}_t$, which captures the *management* of the household's endogenous pessimistic expectations, and the belief ratio Λ_t , which captures the *paternalism* (if any) of the policymaker. To see that, shut down doubts about the model, ($\sigma_R = \sigma_A = 0$). In that case, there is no room for the policymaker to manipulate the worst-case beliefs of the household through V_t , so the multiplier on the household's utility recursion has to be *zero*, $\tilde{\xi}_t = 0$. Furthermore, for $\sigma_R = \sigma_A = 0$, we have $N_t^* = M_t^* = 1$, so the belief ratio becomes identically unity, $\Lambda_t = 1, \forall t \geq 0$. With full confidence in the model, the optimal tax rate depends only on the marginal cost of distortionary taxation Φ , which would be zero if lump-sum taxes were available, and on the curvature of the period utility function, as captured by the elasticities $\epsilon_{ij}, i, j = c, h$. Consequently, any variation in the tax rate in the full-confidence economy is coming from variation in elasticities.

Consider for example power utility functions with either constant, or varying Frisch elasticity, as in Aiyagari et al. (2002).

Example 1. Power function in (c, h) : Let $U(c, 1 - h) = \frac{c^{1-\gamma}-1}{1-\gamma} - a_h \frac{h^{1+\phi_h}}{1+\phi_h}$. The optimal tax rate is

$$\tau_t = \frac{\Phi \Lambda_t (\gamma + \phi_h)}{1 + \tilde{\xi}_t + \Phi \Lambda_t (1 + \phi_h)}. \quad (32)$$

Example 2. Power function in (c, l) : Let $U(c, l) = \frac{c^{1-\gamma}-1}{1-\gamma} + a_l \frac{l^{1-\psi}-1}{1-\psi}$. The optimal tax rate is

$$\tau_t = \frac{\Phi \Lambda_t (\gamma + \psi \frac{h_t}{1-h_t})}{1 + \tilde{\xi}_t + \Phi \Lambda_t (1 + \psi \frac{h_t}{1-h_t})}. \quad (33)$$

Example 1 is the typical example that furnishes *perfect* tax-smoothing if $\sigma_R = \sigma_A = 0$, since elasticities are *constant*. In that case, the tax rate is $\tau_t = \bar{\tau} = \Phi(\gamma + \phi_h)/(1 + \Phi(1 + \phi_h))$, where Φ corresponds to the marginal cost of taxation in the full-confidence economy.

With ambiguity though ($\sigma_R < 0, \sigma_A < 0$), in addition to the elasticity channel, which is inactive in example 1 but active in example 2, there is variation in the tax rate coming from $\tilde{\xi}_t$, if

we have a benevolent policymaker ($\sigma_R = \sigma_A < 0$), since then $\Lambda_t = 1, \forall t$. Obviously, in the case of paternalism, ($\sigma_R \neq \sigma_A < 0$), there is *further* action in the tax rate coming from the belief ratio Λ_t . In the extreme case of a government that doubts the model ($\sigma_R < 0$), but of a household that does not ($\sigma_A = 0$), then we have no manipulation of the worst-case beliefs of the household ($\tilde{\xi}_t = 0$), and any novel action in the tax rate would come only from the belief ratio, that simplifies to $\Lambda_t = 1/N_t^*$.⁹

4 Belief manipulation and disagreement

Let's analyze now the variables $\tilde{\xi}_t$ and Λ_t , which can be also interpreted as *state* variables that summarize the history of shocks.¹⁰

4.1 Pessimistic expectation management

4.1.1 Law of motion of $\tilde{\xi}_t$

The multiplier $\tilde{\xi}_t$ on the household's utility recursion captures the *shadow value* of increasing the household's utility, revealing how the policymaker wants to *manage* the household's endogenous pessimistic expectations. Clearly, $\tilde{\xi}_t$ would assume a zero value if the household's beliefs were *exogenous*. Its law of motion is given by the first-order condition with respect to V_t ,

$$\tilde{\xi}_t = \sigma_A \frac{m_t^*}{n_t^*} \underbrace{[U_{ct}b_t - E_{t-1}m_t^*U_{ct}b_t]}_{\text{net value of reducing } m_t^*} \Phi \Lambda_{t-1} + \frac{m_t^*}{n_t^*} \tilde{\xi}_{t-1}, t \geq 1, \tilde{\xi}_0 \equiv 0. \quad (34)$$

The policymaker has no need to keep track of any utility promises at $t = 0$ (since uncertainty is realized at $t = 0$), which explains why $\tilde{\xi}_0 = 0$. Moreover, as we expect, when the household has full confidence in the model ($\sigma_A = 0$), there is no room for belief manipulation, *even if* the policymaker has doubts, so $\tilde{\xi}_t = 0, \forall t$. It is easy to see that $\tilde{\xi}_t$ is a *martingale* with respect to the worst-case beliefs of the policymaker $\pi_t \cdot N_t^*$, $E_{t-1}n_t^*\tilde{\xi}_t = \tilde{\xi}_{t-1}$, a fact that induces *persistence*, that would be otherwise absent.¹¹ So the mean value of the multiplier is zero, $EN_t^*\tilde{\xi}_t = \tilde{\xi}_0 = 0$, and $\tilde{\xi}_t$ can take positive and negative values.

If we shut down paternalism and consider a *benevolent* government by setting $\sigma_R = \sigma_A = \bar{\sigma} < 0$, the law of motion of $\tilde{\xi}_t$ simplifies to

⁹The case ($\sigma_R < 0, \sigma_A = 0$) and the diametrically opposite case ($\sigma_R = 0, \sigma_A < 0$) are called respectively type II and type 0 ambiguity in the optimal policy nomenclature of Hansen and Sargent (2012).

¹⁰To achieve that, we can employ the Marcet and Marimon (2019) methods in order to represent the commitment problem recursively. Details are available upon request. Karantounias (2013) used similar methods in a setup where the government has no doubts about the model, $\sigma_A < \sigma_R = 0$.

¹¹We have $E_{t-1}n_t^*\tilde{\xi}_t = \sigma_A(E_{t-1}m_t^*[U_{ct}b_t - E_{t-1}m_t^*U_{ct}b_t])\Phi\Lambda_{t-1} + (E_{t-1}m_t^*)\tilde{\xi}_{t-1} = \tilde{\xi}_{t-1}$, since $E_{t-1}m_t^*[U_{ct}b_t - E_{t-1}m_t^*U_{ct}b_t] = E_{t-1}m_t^*U_{ct}b_t - (E_{t-1}m_t^*)E_{t-1}m_t^*U_{ct}b_t = 0$, due to $E_{t-1}m_t^* = 1$.

$$\tilde{\xi}_t = \bar{\sigma} [U_{ct} b_t - E_{t-1} m_t^* U_{ct} b_t] \Phi + \tilde{\xi}_{t-1}, \tilde{\xi}_0 \equiv 0, \quad (35)$$

since in that case the ratio of conditional and unconditional beliefs becomes unity, $\frac{m_t^*}{n_t^*} = \Lambda_t = 1, \forall t \geq 0$.

4.1.2 Expectation management, contingent debt prices and optimal taxes

To facilitate the analysis, we use the following definition of “high-” and “low-debt” states.¹²

Definition 2. Consider realizations \hat{g}, \check{g} at t . We call \hat{g} a “high-debt” (in marginal utility units) state if $U_{ct}(\hat{g})b_t(\hat{g}) > E_{t-1} m_t^* U_{ct} b_t$. We call \check{g} a “low-debt” (in marginal utility units) state, if $U_{ct}(\check{g})b_t(\check{g}) < E_{t-1} m_t^* U_{ct} b_t$.

Incentives to decrease or increase utility. Let’s turn paternalism off, $\sigma_R = \sigma_A = \bar{\sigma} < 0$. Fix history g^{t-1} and assume first that $\tilde{\xi}_{t-1}$ is at its average value, $\tilde{\xi}_{t-1} = 0$. By definition, at \hat{g} (\check{g}), debt in marginal utility units is *relatively* high (low). Then, the law of motion (35) implies that $\tilde{\xi}_t(\hat{g}) < 0 < \tilde{\xi}_t(\check{g})$. Consequently, since $\tilde{\xi}_t$ is the shadow value of the household’s utility, we interpret this result as a situation where the policymaker has an incentive to *decrease* the household’s utility at states \hat{g} , $\tilde{\xi}_t(\hat{g}) < 0$, and to *increase* utility at states \check{g} , $\tilde{\xi}_t(\check{g}) > 0$.

Debt prices. What is the mechanism here? By decreasing $V_t(\hat{g})$ at “high-debt” states \hat{g} , the policymaker *increases* the respective likelihood ratio m_t^* , that is, he makes the cautious household assign higher probability on \hat{g} . Hence, the equilibrium price of state-contingent debt *increases*, as seen in (21). But \hat{g} is exactly the state of the world for which debt in marginal utility units, that is, the “value” of debt, is relatively high. So, the policymaker tries to increase the price of debt, when he *sells* relatively more debt. Such a policy generates higher revenue from debt issuance, *relaxing* the government budget (captured by Φ , as seen in (35) or, more generally, in (34)) and increasing welfare. Exactly the same logic holds for “low-debt” states \check{g} . The policymaker, by increasing $V_t(\check{g})$, reduces the probability mass that the household assigns on \check{g} and decreases the respective price of an Arrow security. But at states \check{g} the government sells relatively *less* debt (or buys assets). Thus, the price of assets bought is reduced, relaxing again the government budget.

The same intuition of manipulating the household’s beliefs to make debt *cheaper* (or to make assets more profitable) goes through when we are at histories of shocks g^{t-1} that imply $\tilde{\xi}_{t-1} \neq 0$. For “high-” and “low-debt” states \hat{g} and \check{g} we have $\tilde{\xi}_t(\hat{g}) < \tilde{\xi}_{t-1} < \tilde{\xi}_t(\check{g})$. Thus, the policymaker decreases more (or increases less) V_t at states \hat{g} than he will do at states \check{g} .

¹²We leave the dependence on the history g^{t-1} implicit in our notation.

Optimal tax rate and $\tilde{\xi}_t$. How is the action in $\tilde{\xi}_t$ at “high-” and “low-debt” states related to the tax rate? We have the following claim.

Claim 1. *Let $\sigma_R = \sigma_A$ and let assumption 1 hold. Then, $\partial\tau_t/\partial\tilde{\xi}_t < 0$.*

Proof. See Appendix A. □

So, an increase in $\tilde{\xi}_t$ *decreases* the optimal tax rate. Consequently, the policymaker *increases* the tax rate at high-debt states \hat{g} and *decreases* the tax rate at low-debt states \check{g} , reducing and increasing respectively continuation utilities, so that the overall value of the government securities portfolio, $E_{t-1}m_t^*U_{ct}b_t$, increases.

4.2 Mitigation or amplification of the household’s pessimism

An ambiguity averse household assigns high probability to “bad” times of high spending, and low probability to “good” times of low spending. The pessimistic expectation management we just described targets the manipulation of equilibrium prices. How is this related to good and bad times?

Definition 3. *Fix the history of shocks g^{t-1} and assume without loss of generality that g_t takes two values, $g_H > g_L$. We say that the government has an incentive to mitigate (amplify) the household’s worst-case beliefs if $\tilde{\xi}_t(g_H) > (<)\tilde{\xi}_t(g_L)$.*

Discussion. A shadow value of the household’s utility that is higher in bad times than in good times, $\tilde{\xi}_t(g_H) > \tilde{\xi}_t(g_L)$, means that the policymaker has an incentive - for *price manipulation* reasons- to increase utility *more* in bad times than in good times. But such an action makes the household shift probability mass from bad times towards good times, *mitigating* therefore the household’s endogenous pessimism, which motivates the terminology in definition 3. The opposite logic applies when $\tilde{\xi}_t(g_H) < \tilde{\xi}_t(g_L)$.

Given the *negative* relationship between the tax rate and $\tilde{\xi}_t$ that we saw in claim 1, definition 3 implies that in the case of mitigation (amplification), the tax rate increases (decreases) in good times and decreases (increases) in bad times. Note that when we turn paternalism on in the next section ($\sigma_R \neq \sigma_A$), there will be additional incentives to change the tax rate in good and bad times, stemming from the different welfare evaluation of alternative policies by the policymaker.

An immediate corollary of definition 3 is the following.

Corollary 1. *If $U_{ct}(g_L)b_t(g_L) > (<)U_{ct}(g_H)b_t(g_H)$, then $\tilde{\xi}_t(g_H) > (<)\tilde{\xi}_t(g_L)$, so the government mitigates (amplifies) the household’s worst-case beliefs.*

Proof. If $U_{ct}(g_L)b_t(g_L) > (<)U_{ct}(g_H)b_t(g_H)$, then the good shock g_L coincides with the “high-debt” (“low-debt”) state of definition 2. The conclusion is obvious from the law of motion (35). □

Consequently, if the “value” of debt, $U_{ct}b_t$, is negatively (positively) correlated with g_t , then we have incentives for mitigation (amplification) of the household’s pessimism. The sign of the correlation is not clear though, because b_t correlates *negatively* with g_t , whereas marginal utility correlates *positively* with g_t . To see why, consider first b_t . Due to the complete markets assumption, we expect that the government *hedges* fiscal shocks by issuing more state-contingent debt against good times of low shocks and less state-contingent debt against bad times of high shocks. Thus, we expect a *negative* correlation of b_t with g_t . However, in good times consumption is high, leading to *low* marginal utility. If this counteracting force is sufficiently small, then the “value” of debt, $U_{ct}b_t$, still remains high in good times and low in bad times, leading to a negative correlation of $U_{ct}b_t$ with g_t , generating incentives for mitigation of the household’s pessimism. However, the reduction in U_c can be so *large*, that $U_{ct}b_t$ actually *falls* in good times and rises in bad times, incentivizing the policymaker to amplify the household’s pessimistic beliefs.

Small doubts about π and $\tilde{\xi}_t$. Thankfully, we can make further progress in the analysis of $\tilde{\xi}_t$ and the respective incentives for mitigation or amplification by considering the impacts of *small* doubts about the model. We express the relevant variables as function of the robustness parameters $\sigma \equiv (\sigma_R, \sigma_A)$ and perform a first-order Taylor expansion around the full-confidence case of [Lucas and Stokey \(1983\)](#), $\sigma = (0, 0)$.¹³ To ease notation, let $x_t(\sigma)$ be shorthand for the endogenous variable $x_t(g^t, \sigma_R, \sigma_A)$. We use the “zero” notation, $x_t(0)$, to denote the same variable evaluated at $(\sigma_R, \sigma_A) = (0, 0)$. We get the following lemma.

Lemma 1. (“Dynamics of $\tilde{\xi}_t$ for small doubts about the model”)

For small doubts about the model, the law of motion of $\tilde{\xi}_t$ (34) becomes

$$\tilde{\xi}_t(\sigma) = \tilde{\xi}_{t-1}(\sigma) + \sigma_A [U_{ct}(0)b_t(0) - E_{t-1}U_{ct}(0)b_t(0)]\Phi(0), \tilde{\xi}_0 \equiv 0. \quad (36)$$

Proof. See Appendix C. □

Lemma 1 shows that for small doubts about the model, the dynamics of $\tilde{\xi}_t$ are determined to first-order by the relative debt position in marginal utility units of the *full-confidence* [Lucas and Stokey \(1983\)](#) economy, $U_{ct}(0)b_t(0)$, the marginal cost of taxation of the same economy, $\Phi(0)$, and the size of the doubts of the household, σ_A .¹⁴

¹³These heuristic expansions follow the logic of [Holmes \(1996\)](#) and [Judd \(1998\)](#) in perturbing around a *known* solution. The *history-independence* of the [Lucas and Stokey](#) allocation makes it effectively known, as it is easy to solve. There are examples of similar in spirit expansions in terms of preference parameters in asset pricing and portfolio choice theory by [Hansen et al. \(2007\)](#) and [Kogan and Uppal \(2002\)](#). Appendix C provides a detailed analysis and caveats, and delves into the intricacies that are stemming from the fact that the coefficients in the Taylor expansion are *random* variables.

¹⁴For small doubts, $\tilde{\xi}_t$ becomes a martingale with respect to the reference model π . Note that σ_R plays to first-order *no* role in (36), even if the non-approximated law of motion (34) allows for a role for σ_R through Λ_t . Thus, the conditions for mitigation/amplification in proposition 2, which are based on the dynamics of (36), hold *irrespective* of the government’s paternalism.

Proposition 2. (“Conditions for mitigation/amplification of beliefs”)

Let the reference model be *i.i.d.* or Markov with a monotone transition matrix and consider the utility function in example 1. Let $\kappa_i \equiv g_i/h_i$ denote the share of g_i in output in the full-confidence economy. For small doubts about the model we have the following:

a) If $\gamma \leq 1$ or if $\phi_h = 0$, then the government has an incentive to mitigate the household’s worst-case beliefs $\forall g$.

b) If $\gamma > 1$ and $\phi_h > 0$, then:

– The government has an incentive to mitigate the household’s worst-case beliefs $\forall g$, iff

$$\Phi(0) < \frac{1}{\gamma - 1} \cdot \frac{1}{1 + \phi_h} \cdot \frac{\gamma + (1 + (\gamma - 1)\underline{\kappa})\phi_h}{\gamma + (1 - \underline{\kappa})\phi_h}, \text{ where } \underline{\kappa} \equiv \min_i \kappa_i. \quad (37)$$

– The government has an incentive to amplify the household’s worst-case beliefs $\forall g$, iff

$$\Phi(0) > \frac{1}{\gamma - 1} \cdot \frac{1}{1 + \phi_h} \cdot \frac{\gamma + (1 + (\gamma - 1)\bar{\kappa})\phi_h}{\gamma + (1 - \bar{\kappa})\phi_h}, \text{ where } \bar{\kappa} \equiv \max_i \kappa_i. \quad (38)$$

Proof. Given definition 3, corollary 1 and lemma 1, it is sufficient to show that $\partial(U_{ct}(0)b_t(0))/\partial g_t$ is negative (positive) to show mitigation (amplification). See Appendix A for the details of the proof and for conditions for mitigation/amplification for more general utility functions that nest also example 2. \square

The conditions in proposition 2 are intuitive. If the curvature of the utility function is lower than, or the same as the logarithmic case, $\gamma \leq 1$, then the reduction of marginal utility *never* counteracts the increased issuance of contingent debt that is payable in good times. Moreover, in the case of infinite Frisch elasticity, $\phi_h = 0$, labor increases one-to-one with an increase in g_t , so there is *no* crowding out of consumption. Marginal utility is constant since consumption is constant. Consequently, $U_{ct}(0)b_t(0)$ is a decreasing function of g_t in both cases, leading to mitigation of the household’s pessimism.

In the case of sufficiently *large* curvature, $\gamma > 1$, and finite Frisch elasticity, $\phi_h > 0$, the possibility of a *positive* reaction of $U_{ct}(0)b_t(0)$ to g_t opens up, depending on the *need* for distortionary taxation in the full-confidence economy, as captured by the marginal cost of taxation $\Phi(0)$. Recall from (32) that the tax rate is constant, and a *monotonic* function of $\Phi(0)$ when $\sigma_R = \sigma_A = 0$, $\tau(0) = \frac{\Phi(0)(\gamma + \phi_h)}{1 + \Phi(0)(1 + \phi_h)}$. Condition (37) shows that if $\Phi(0)$ is small enough, implying *small* taxes, then $U_{ct}(0)b_t(0)$ reacts negatively to shocks, despite the strong response of marginal utility, leading to mitigation. In contrast, we get amplification of the household’s worst-case beliefs when $\Phi(0)$ is

sufficiently *large*, as we can see in condition (38). The mechanism behind conditions (37) and (38) has to do with the *size* of surpluses in bad times. If the need for distortionary taxation is *high*, then surpluses in bad times can be pretty large, although they are still smaller than in good times. Thus, the increase of marginal utility in bad times (which is large since $\gamma > 1$), together with a sufficiently large surplus, can make the “value” of surpluses, and therefore $U_{ct}(0)b_t(0)$, increase in bad times.

Dual role of $\Phi(0)$. The marginal cost of taxation $\Phi(0)$ plays a dual role in the analysis. First, and most importantly, it denotes how much the government budget is *relaxed*, and therefore it captures the *strength* of the price manipulation motives through expectation management for small doubts about the model, as seen in the approximated law of motion of $\tilde{\xi}_t$ in lemma 1. Second, and *only* for the case of large curvature, it plays a more subtle role: it acts as an *indicator* of when the “value” of debt, or else debt in marginal utility units, flips its response to shocks, reversing the incentives for price manipulation in good and bad times. $\Phi(0)$ is obviously an endogenous object that depends on the specification of the exogenous process and on the initial conditions, among other variables. It *increases* with any parameter that increases the need for distortionary taxation. For example, it increases with the level of spending that needs to be financed and it increases with the size of initial debt. We evaluate *both* roles of $\Phi(0)$, and the quantitative relevance of conditions (37) and (38) for several different parameterizations in section 5.

4.3 Paternalism

Paternalism ($\sigma_R \neq \sigma_A$) activates the belief ratio Λ_t in the formula for the optimal tax rate (31) in proposition 1. Besides the incentives for expectation management, differences in *welfare* evaluation affect now how tax distortions are allocated over states and dates.

Claim 2. *Let $\sigma_R \neq \sigma_A$ and let assumption 1 hold. Then, $\partial\tau_t/\partial\Lambda_t > 0$.*

Proof. See Appendix A. In the same proof, we show also how claim 1 goes through when $\sigma_R \neq \sigma_A$. □

Discussion. An increase in Λ_t *increases* the tax rate τ_t , *keeping everything else equal*. The reason behind this outcome is intuitive. An increase in $\Lambda_t(g^t)$ means that the household considers history g^t more probable than the government. Given that the paternalistic government considers these histories relatively *less* probable, the welfare *loss* it associates with a given distortionary tax is *small*. Hence, the government has an incentive to tax *more* states of the world that it considers less probable (relative to the household) and *less* states of the world that it considers more probable relative to the household, due to different welfare assessments.

Relative pessimism and implications for τ_t . The effects of paternalism in good and bad times depend on the *relative* pessimism of the government. To see that in a transparent way, we

use the small-doubts approximation and show that the dynamics of Λ_t are driven by innovations in the household's utility of the *full-confidence* economy, $V_t(0)$, and the relative size of the doubts of the government (σ_R) and the household (σ_A).¹⁵

Lemma 2. (*“Belief ratio Λ_t for small doubts about the model”*)

For small doubts about the model, the law of motion of Λ_t in (30) becomes

$$\Lambda_t(\sigma) = \Lambda_{t-1}(\sigma) + (\sigma_A - \sigma_R)[V_t(0) - E_{t-1}V_t(0)], \Lambda_0 \equiv 1. \quad (39)$$

Proof. See Appendix C. □

Fix the history of shocks g^{t-1} (and therefore Λ_{t-1}) and consider a “good,” low spending shock that leads to a higher than average utility, $V_t(0) > E_{t-1}V_t(0)$. If the government is relatively *more* pessimistic than the household, ($\sigma_R < \sigma_A$), then the belief ratio *increases*, according to (39), creating a *paternalistic* incentive to increase the tax rate in good times (and decrease it obviously in bad times when $V_t(0) < E_{t-1}V_t(0)$). A government, that is relatively more pessimistic than the household, assigns –relative to the household– lower probability on good times and higher probability on bad times. Thus, m_t^*/n_t^* increases in good times and falls in bad times. This makes the government concentrate tax distortions on good times, that are not considered –relatively– very probable.

The opposite happens when the government is relatively *less* pessimistic than the household, $\sigma_R > \sigma_A$. The ratio of the household's over the government's beliefs falls in good times and increases in bad times, since the government assigns –relative to the household– higher probability to good times, creating a paternalistic incentive to concentrate tax distortions on –relatively– less probable bad times.

5 Evaluation of the two forces

We utilize further the small-doubts approximation to answer two remaining questions: a) What is the *joint* impact of the forces of pessimistic expectation management ($\tilde{\xi}_t$) and paternalism (Λ_t) on the ultimate object of interest, the optimal tax rate? b) What is the quantitative relevance of the incentives for amplification/mitigation of the household's pessimism when the curvature of the utility function is *large*, as detailed in proposition 2?

¹⁵Note that Λ_t becomes now a martingale with respect to the reference model π , similarly to $\tilde{\xi}_t$ in lemma 1.

5.1 Quasi-linear utility

Consider first a quasi-linear utility function

$$U(c, 1 - h) = c - \frac{h^{1+\phi_h}}{1 + \phi_h}, \quad (40)$$

which is a subcase of example 1 for $\gamma = 0, a_h = 1$. By focusing on the quasi-linear case, we have a setup where the government manipulates asset prices *only* through the worst-case beliefs of the household. Given the *lack* of curvature in the utility function and the results of proposition 2, we already know that the government has an incentive to *mitigate* the household's pessimism for price manipulation reasons. Moreover, we get *closed-form* solutions in terms of the exogenous process of spending.

Proposition 3. (*“Dynamics of $(\tilde{\xi}_t, \Lambda_t)$ and worst-case beliefs for the quasi-linear case”*)

Assume the utility function (40) and let the reference model for g_t have the Wold moving average representation

$$g_t = \mu_g + \varphi(L)u_t^g, \quad (41)$$

where $\mu_g > 0$, $\varphi(L) \equiv \sum_i \varphi_i L^i$ the lag polynomial, $\varphi(\beta) > 0$ the present value of the polynomial coefficients, and $u_t^g \sim \text{iid}(0, \sigma_u^2)$.¹⁶ Then, for small doubts about the model,

1. The increments of $(\tilde{\xi}_t, \Lambda_t)$ in lemmata 1 and 2 are determined by the innovation in the present discounted value of g_t

$$b_t(0) - E_{t-1}b_t(0) = V_t(0) - E_{t-1}V_t(0) = -(E_t - E_{t-1})\left[\sum_{i=0}^{\infty} \beta^i g_{t+i}\right] = -\varphi(\beta)u_t^g \quad (42)$$

2. The government's and the household's conditional likelihood ratios are approximately equal to

$$n_t^* = 1 + \frac{1}{\theta_R} \varphi(\beta)u_t^g, \quad m_t^* = 1 + \frac{1}{\theta_A} \varphi(\beta)u_t^g. \quad (43)$$

3. The government's worst-case mean and variance of u_t^g are approximately equal to

$$E_t n_{t+1}^* u_{t+1}^g = \frac{1}{\theta_R} \varphi(\beta) \sigma_u^2 > 0, \quad \text{Var}_t^{\text{Gov.}}(u_{t+1}^g) = \sigma_u^2 + \frac{\varphi(\beta)}{\theta_R} E_t (u_{t+1}^g)^3, \quad (44)$$

whereas the household's worst-case mean and variance can be described by the above formulas by replacing θ_R with θ_A and n_{t+1}^* with m_{t+1}^* .

¹⁶We drop here the restriction that g lives on a countable space. We also assume that shocks have bounded support, so that g remains positive.

Proof. See Appendix C. □

Proposition 3 connects the dynamics of $(\tilde{\xi}_t, \Lambda_t)$ in lemmata 1 and 2 directly to innovations in the present discounted value of g_t under π . The expression in (42) shows that a positive shock in government spending reduces state-contingent debt and utility in the full-confidence economy. Both the cautious government and the household assign higher probability mass on high spending shocks, as seen in (43). Consequently, the worst-case conditional *means* of u_t^g for both the government and the household are *positive*. In this example, the worst-case conditional variance remains unaltered, if we assume that the reference model has zero skewness, $E_t(u_{t+1}^g)^3 = 0$.

Consider now the implied tax and debt policies.

Proposition 4. (“*Taxes and debt for the quasi-linear case*”)

Assume the utility function (40) and the reference process (41). Let $\tau \equiv \frac{\Phi(0)\phi_h}{1+\Phi(0)(1+\phi_h)}$ stand for the constant full-confidence tax rate, and let $h \equiv (1-\tau)^{1/\phi_h}$ denote the respective full-confidence labor. For small doubts about the model we have the following:

1. The optimal tax, tax revenues and labor follow random walks with respect to π ,¹⁷

$$\tau_t(\sigma) - \tau_{t-1}(\sigma) = \frac{\Phi(0)\phi_h}{(1+\Phi(0)(1+\phi_h))^2} \cdot \left[\underbrace{\sigma_A \Phi(0)}_{\text{Exp. mgmt } (-)} + \underbrace{(\sigma_R - \sigma_A)}_{\text{Paternalism } (-/+)} \right] \varphi(\beta) u_t^g \quad (45)$$

$$T_t(\sigma) - T_{t-1}(\sigma) = \frac{h}{1+\Phi(0)} \frac{\Phi(0)\phi_h}{(1+\Phi(0)(1+\phi_h))^2} \left[\sigma_A \Phi(0) + (\sigma_R - \sigma_A) \right] \varphi(\beta) u_t^g \quad (46)$$

$$h_t(\sigma) - h_{t-1}(\sigma) = -\frac{h}{1+\Phi(0)} \frac{\Phi(0)}{1+\Phi(0)(1+\phi_h)} \left[\sigma_A \Phi(0) + (\sigma_R - \sigma_A) \right] \varphi(\beta) u_t^g, \quad (47)$$

where $T_t \equiv \tau_t h_t$.

2. The optimal debt policy is

$$b_t(\sigma) = \underbrace{\frac{\tau h}{1-\beta} - E_t \sum_{i=0}^{\infty} \beta^i g_{t+i}}_{\text{Lucas and Stokey debt policy}} + \frac{(1-\beta)^{-1} h}{1+\Phi(0)} \frac{\Phi(0)\phi_h}{(1+\Phi(0)(1+\phi_h))^2} \cdot \left[\underbrace{\sigma_A \Phi(0)}_{\text{Exp. mgmt } (-)} + \underbrace{(\sigma_R - \sigma_A)}_{\text{Paternalism } (-/+)} \right] \varphi(\beta) \sum_{i=1}^t u_i^g. \quad (48)$$

Proof. See Appendix C. □

¹⁷These non-stationary results are not to be taken at face value for the long-run; we interpret them as being instructive for a *short-run* analysis starting at $t = 0$. See Appendix C for further discussion.

The increments in the random walks in (45)-(47) show explicitly the *joint* impact of pessimistic expectation management and the paternalistic incentives of the policymaker. Consider the tax rate in (45) and note that the innovation in the present discounted value of g_t is factored *out*, since it determines both the innovation in debt and in utility, according to (42). If we eliminate paternalism, $\sigma_R = \sigma_A < 0$, then the tax rate increases (decreases) when there is a fall (increase) in u_t^g , according to (45). This is exactly what we expected, given the lack of curvature and the negative response of government debt to spending. The government mitigates the worst-case beliefs of the household in good times, in order to increase the price of debt sold.

Note that we use the terminology of mitigation (or amplification) and the respective definition 3 *exclusively* for the pessimistic expectation management through $\tilde{\xi}_t$, even when we consider a paternalistic policymaker ($\sigma_R \neq \sigma_A$). The paternalistic incentives, captured in the second term of the increment in (45), can either *reinforce* or *oppose* the incentives for price manipulation through expectation management. If the government is more pessimistic than the household ($\sigma_R < \sigma_A < 0$ or, equivalently, $\sigma_R/\sigma_A > 1$), the *relatively* pessimistic government wants to put less tax distortions on bad times and more on good times for paternalistic reasons. Hence, the two forces act in the *same* direction, *reinforcing* each other and magnifying the total *negative* effect of spending on the tax rate, as seen in (45).

When the government is less pessimistic than the household, ($\sigma_R > \sigma_A$, or equivalently, $\sigma_R/\sigma_A < 1$), the two forces *oppose* each other, since there is a paternalistic incentive to put higher taxes on bad times. The *net* effect of an increase of spending on the tax rate depends on how much the government budget is *relaxed* through the manipulation of equilibrium prices via the household's beliefs, as captured by $\Phi(0)$, and on the strength of the government's and household's doubts, σ_R/σ_A . If $\Phi(0) > 1 - \sigma_R/\sigma_A$, the price manipulation through expectation management *dominates*, and the tax rate falls in bad times of high spending and increases in good times of low spending, leading to a *negative* net effect of spending on the tax rate. If $\Phi(0) < 1 - \sigma_R/\sigma_A$, then the paternalistic incentives of the less pessimistic government *dominate*, leading to a *positive* net effect of spending on the tax rate.

To conclude, tax revenues in (46) reflect the behavior of the optimal tax rate in (45), whereas labor in (47) is the opposite image of the tax rate; when the tax rate increases, labor decreases. The [Lucas and Stokey](#) component in the optimal debt policy (48) reflects the typical fiscal hedging that the government conducts with state-contingent debt. The second component in (48) reflects the behavior of the tax rate in (45); higher taxes against a contingency are accompanied by higher issuance of state-contingent debt.

5.2 Quantitative implications of an example with curvature

For a quantitatively relevant evaluation of the two forces, we need to turn the curvature of the utility function in example 1 back *on*, to calibrate carefully parameters (σ_R, σ_A) with detection

error probabilities, and to use a reference model π and a level of initial debt that depict well the data, so that we have good estimates of the *need* for distortionary taxation.

Proposition 5. (“Tax rate for the constant Frisch elasticity case”) For the utility function of example 1, the optimal tax rate for small doubts becomes

$$\begin{aligned} \tau_t(\sigma) - \tau_{t-1}(\sigma) = & \frac{\Phi(0)(\gamma + \phi_h)}{(1 + \Phi(0)(1 + \phi_h))^2} \left[\underbrace{-\sigma_A(U_{ct}(0)b_t(0) - E_{t-1}U_{ct}(0)b_t(0))\Phi(0)}_{\text{Exp. mgmt } (-/+)} \right. \\ & \left. - \underbrace{(\sigma_R - \sigma_A)(V_t(0) - E_{t-1}V_t(0))}_{\text{Paternalism } (-/+)} \right], t \geq 1. \end{aligned} \quad (49)$$

Proof. See Appendix C. □

The formula for the tax rate in (49) is the generalization of (45). The history of shocks, that would be captured by $(\tilde{\xi}_{t-1}, \Lambda_{t-1})$, is embedded in τ_{t-1} , and the tax rate becomes an additive random walk with respect to π . The two increments, which simplified to negative innovations in the present discounted value of spending in the quasi-linear case (see (42)), display the (possible) *tension* between pessimistic expectation management and paternalism.¹⁸

Baseline calibration. Assume that $(\beta, \phi_h, \gamma) = (0.96, 1, 1)$, so that the frequency is annual, the Frisch elasticity of labor supply is unitary, and utility is logarithmic in consumption. Consider the reference model $g_t = G \exp(x_t^g)$, where

$$x_t^g = \rho_g x_{t-1}^g + v_t^g, \quad (50)$$

with $v_t^g \sim N(0, (1 - \rho_g^2)\sigma_x^2)$, and σ_x the unconditional standard deviation of x_t^g . In order to capture well the U.S. post-war dynamics of government expenditures, we use the calibration of Chari et al. (1994), and set $\rho_g = 0.89$, $\sigma_x = 0.07$. We discretize the process using 7 points and provide the implied monotone transition matrix in the Appendix.

We set $G = 0.08$, which implies an unconditional mean and standard deviation of g that correspond to 20.05% and 1.40% of average first-best output respectively. The labor disutility parameter is $a_h = 7.8173$, which implies that the household works 40% of its available time at the first-best when government expenditures are at their mean value. Let $b_0 = 0.2$, which corresponds

¹⁸See results 1-5 in Appendix C for the full-blown small-doubts analysis of consumption, taxes, debt and the marginal cost of taxation Φ for *any* utility function that satisfies the typical concavity and differentiability assumptions. For a general utility function, we can see the same tension between pessimistic expectation management and paternalism (see result 3), but we don't have necessarily the martingale result for the tax rate. Convenient formulas for a Markovian reference model that are used in the quantitative exercise are also provided.

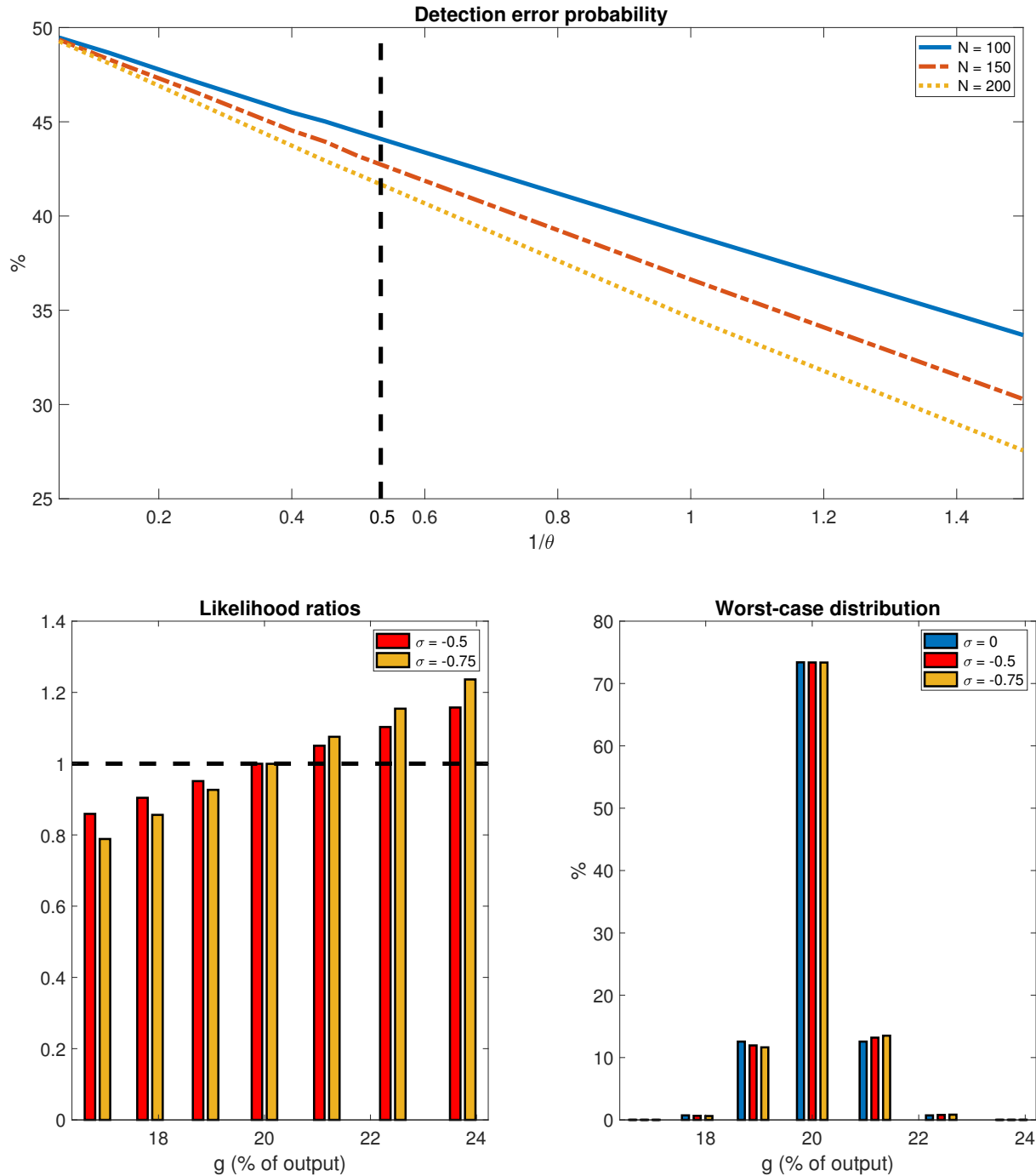


Figure 1: The top panel plots the detection error probabilities p as a function of $1/\theta$ for different samples of length N . Indicatively, for $N = 100$ we have $p = 44.46\%$ and $p = 41.7\%$ for $\sigma = -0.5$ and $\sigma = -0.75$ respectively. The bottom left panel plots the conditional likelihood ratios for $\sigma = -0.5, -0.75$, conditional on g taking its average value. The bottom right panel plots the reference conditional distribution π ($\sigma = 0$), and the respective worst-case conditional distributions for $\sigma = -0.5, -0.75$.

to 50% of average first-best output and let the initial value of g_0 be set to its mean value. The optimal tax rate in the full-confidence economy is constant and at the level of 25.23%.

Detection error probabilities. In order to carefully discipline the doubts about the model, we use the *detection error* probability methodology of [Anderson et al. \(2003\)](#) and [Hansen and Sargent \(2008\)](#). The detection error probability is the probability of *falsely* rejecting a model through a likelihood ratio test, when the data are actually generated by that model. In particular, let model A stand for the government’s worst-case model, and let model B stand for the reference model π . Assume that we have a finite sample of T periods. The detection error probabilities are

$$p_A^{\text{Gov.}} \equiv \text{Prob}(N_T^* < 1 | \text{data generated by the government’s worst-case model}) \quad (51)$$

$$p_B^{\text{Gov.}} \equiv \text{Prob}(N_T^* > 1 | \text{data generated by } \pi). \quad (52)$$

We get the detection error probability of the government by averaging between (51) and (52), $p^{\text{Gov.}} \equiv 0.5 \cdot (p_A^{\text{Gov.}} + p_B^{\text{Gov.}})$, assuming that the two models have a priori the same probability. Analogously, to get the detection error probability of the household, we use the household’s worst-case model as model A (π remains model B) and employ the likelihood ratio M_T^* in the likelihood ratio test in (51)-(52), to finally get $p^{\text{Hous.}} \equiv 0.5 \cdot (p_A^{\text{Hous.}} + p_B^{\text{Hous.}})$.

If two models are very different, then the probability of a detection error is small. Instead, if two models are hard to distinguish with finite data, then the detection error probability is high. In order to focus on “reasonable” alternative models, [Hansen and Sargent](#) advocate to calibrate the preference parameter $\sigma = -1/\theta$, so that the induced detection error probability is as low as 10%.

Consider now the case of a benevolent government, with $\sigma_R = \sigma_A = -0.5$. This value of the penalty parameter corresponds to relatively small doubts about the model, since the respective detection error probability is 44.46% for samples of 100 periods length. The top panel of figure 1 plots the detection error probabilities for various values of σ . The bottom panels plot the worst-case conditional likelihood ratios of the household (which are the same as the government’s) and the respective worst-case beliefs. As expected, the ambiguity averse decision maker assigns higher probability mass on higher values of spending shocks.¹⁹

Pessimistic expectation management versus paternalism. The first part of proposition 2 implies *mitigation* of the household’s pessimism for price manipulation reasons for the baseline logarithmic utility function ($\gamma = 1$). This can be seen graphically in Figure 2, which plots the impulse responses of $\tilde{\xi}_t$, the belief ratio Λ_t and the tax rate τ_t to a positive spending shock. Consider first the benevolent case of $\sigma_A = \sigma_R = -0.5$, so that the second increment in the optimal

¹⁹The proof of lemma 2 in Appendix C shows that, to first-order, the worst-case beliefs of the household (government) depend *only* on the respective preference parameter σ_A (σ_R). This property implies that we can calculate detection error probabilities and the respective worst-case beliefs for agent i irrespective of the doubts about the model of agent $-i$. Thus, we can use figure 1 for both the case of a benevolent planner and the case of a paternalistic policymaker.

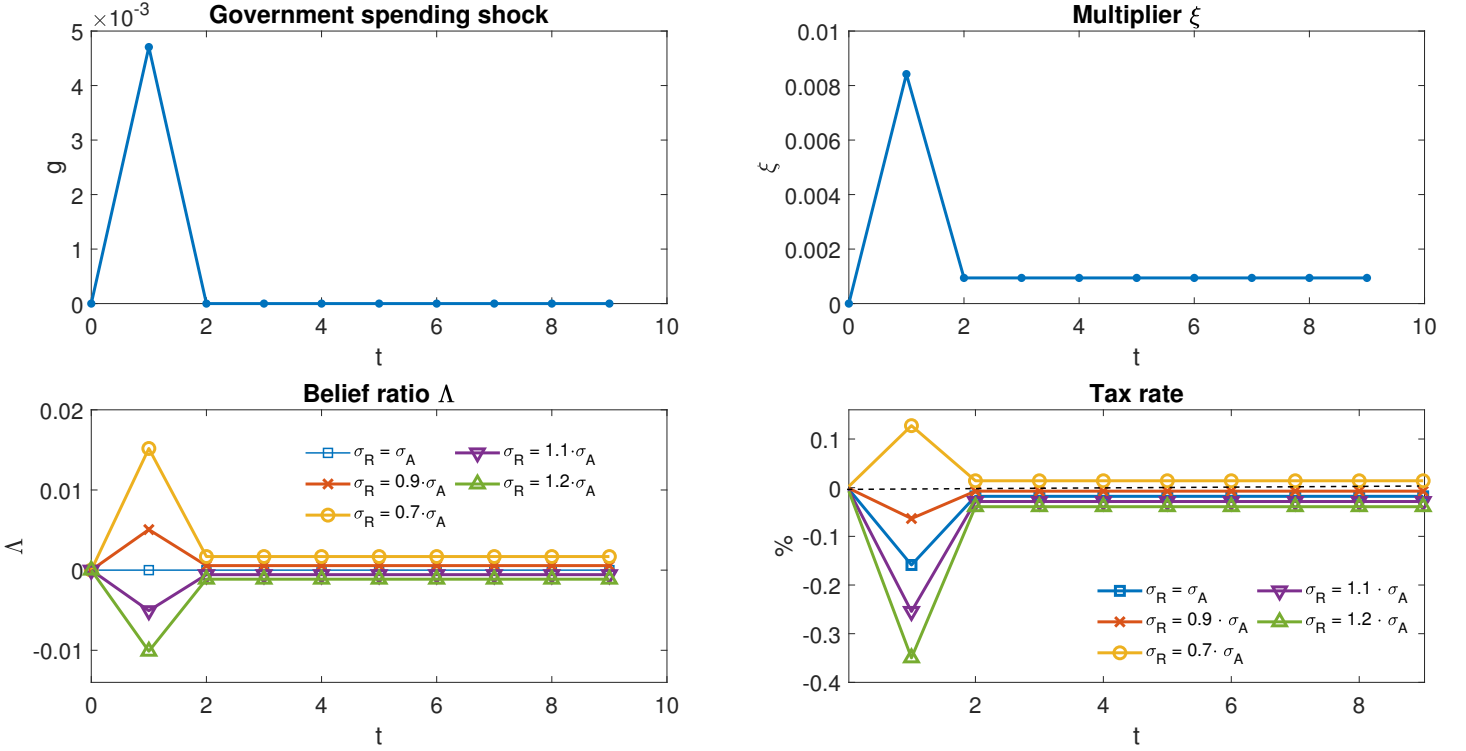


Figure 2: Impulse responses to a positive one standard deviation spending shock at $t = 1$. The top right panel plots $\tilde{\xi}_t$ that captures the expectation management. The bottom left and right panel plot respectively the belief ratio Λ_t and the tax rate τ_t for different values of σ_R , keeping the doubts of the household fixed at $\sigma_A = -0.5$. The impulse response of Λ_t has to be zero when $\sigma_R = \sigma_A$.

tax formula in (49) is absent. A positive spending shock is associated with a reduction in debt in marginal utility units, leading to an increase in $\tilde{\xi}_t$, and therefore a desire to increase utility in bad times, as displayed in the top right panel of figure 2.²⁰ Since there is no paternalism, this motive for price manipulation through expectation management is accompanied with a *reduction* in the tax rate, as seen in the bottom right panel of figure 2.

Turning paternalism on, we fix $\sigma_A = -0.5$ and vary σ_R .²¹ Consider first a government that is relatively *more* pessimistic than the household, $\sigma_R < \sigma_A$. A positive spending shock makes Λ_t fall, since the government twists its pessimism relatively more towards bad times, creating a paternalistic incentive to decrease the tax rate in bad times. Thus, as in the quasi-linear case, the two forces act in the same direction and *reinforce* each other, making the tax rate fall even more than in the benevolent case, as seen in the bottom right panel for $\sigma_R = 1.1 \cdot \sigma_A$ or $\sigma_R = 1.2 \cdot \sigma_A$.

²⁰The impulse response changes value at $t = 1$ and at $t = 2$ and then it stays there *forever* (instead of returning to zero), indicating the persistence of the solution. Note that the increments in (39) and (36) depend on the realization of the shock at $t - 1$, since they are conditional innovations. If in our quantitative exercise we assumed an i.i.d. reference model, this dependence would be absent, and the impulse response would remain forever at the value assumed at $t = 1$.

²¹The evolution of $\tilde{\xi}_t$ depends only on σ_A to first-order, as illustrated by (36) in lemma 1, so the impulse response function of $\tilde{\xi}_t$ in figure 2 in the paternalistic case is the same as in the benevolent case.

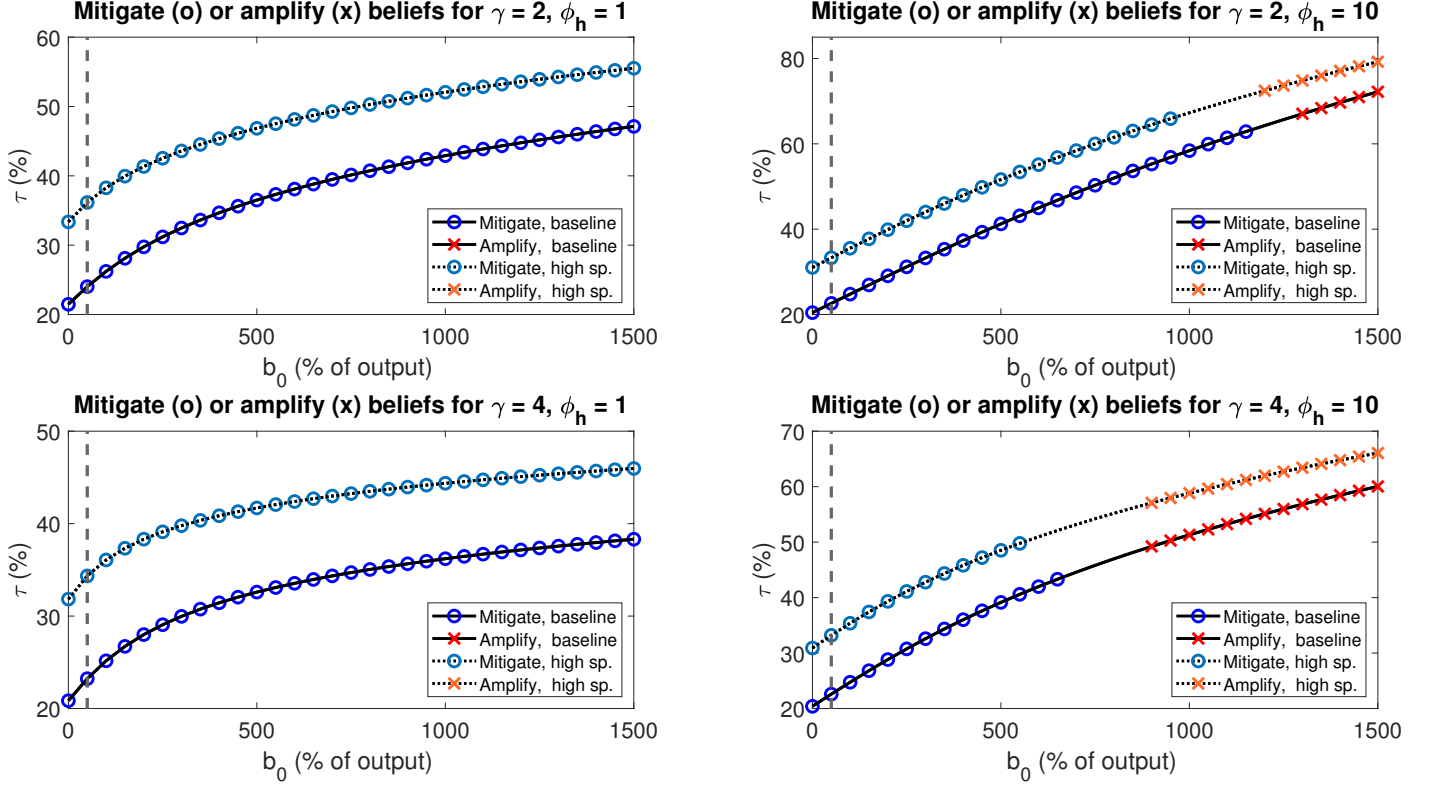


Figure 3: In each economy, we calculate $\Phi(0)$ for different levels of b_0 and use markers 'o' or 'x' if condition (37) or condition (38) is respectively valid. The exercise is conducted for the baseline shock specification (solid line) and for a high spending specification (dotted line). On the y-axis we plot the respective $\tau(0)$. For each (γ, ϕ_h) , a_h is adjusted so that the household works 40% of its time at the first-best. The vertical line in each panel corresponds to the baseline b_0 of 50% (as share of output).

When the government is less pessimistic than the household ($\sigma_R > \sigma_A$), Λ_t increases when there is a positive spending shock, and the two increments in (49) oppose each other since the paternalistic government wants to concentrate more tax distortions on bad times. Our quantitative exercise allows us to evaluate the *net* effect of spending on the tax rate. When $\sigma_R = 0.9 \cdot \sigma_A$, the price manipulation through expectation management *dominates* the paternalism effect, leading to a *negative* net effect of spending on the tax rate. If we lower the pessimism of the government relative to the household to $\sigma_R = 0.7 \cdot \sigma_A$, the paternalism effect *dominates*, leading to a *positive* net effect of spending on the tax rate.

Incentives for amplification when $\gamma > 1$? To see if there is potential for amplification of the household's pessimism when $\gamma > 1$, we need to calculate the marginal cost of taxation $\Phi(0)$ and evaluate conditions (37) and (38) in proposition 2. Clearly, if amplification turns out to be the case, our previous conclusions about the direction of the two forces are *reversed*. Pessimistic expectation management commands then higher taxes in bad times and lower taxes in good times, so the two forces would act in the *same* direction if the government doubts the model *less* than

the household ($\sigma_R > \sigma_A$). Moreover, in that case, an increase in spending would have a *positive* effect on the tax rate. If the government doubts the model *more* than the household ($\sigma_R < \sigma_A$), then the two forces would act in the *opposite* direction, and the net effect of spending on the tax rate would depend on their respective relative strength.

We fix the reference model to the baseline specification of [Chari et al. \(1994\)](#) and vary b_0 for four different pairs of (γ, ϕ_h) , in order to generate values of $\Phi(0)$. For each $\Phi(0)$ we check if conditions (37) or (38) hold.²² We repeat the same exercise for a high-spending specification, setting $G = 0.12$ and using the same process for x_t^g as in (50). The mean and standard deviation of g correspond to 30.07% and 2.11% of average first-best output respectively. We consider values $\gamma = 2$ or 4 and $\phi_h = 1$ or 10.²³ A higher b_0 leads to a higher $\Phi(0)$, that corresponds to a higher full-confidence tax rate, $\tau(0) = \frac{\Phi(0)(\gamma + \phi_h)}{1 + \Phi(0)(1 + \phi_h)}$. To facilitate interpretation of the *size* of tax distortions, we plot the respective $\tau(0)$ (instead of $\Phi(0)$) in the four panels of Figure 3.

Note first that for *all* four panels and for both spending specifications, our baseline b_0 of 50% of output does *not* generate a sufficiently large marginal cost of taxation that would lead to amplification of the household's pessimism. Considering larger values of b_0 , the top and bottom left panels of figure 3 show that when $\phi_h = 1$, for either $\gamma = 2$ or $\gamma = 4$, and for *both* spending specifications, we are always in the case of mitigation, even for extraordinary high levels of initial debt that reach 1500% of output.

Turning to the case of low Frisch elasticity, $\phi_h = 10$, the response of labor is muted and government spending crowds out consumption to a large extent, leading to a strong reaction of marginal utility. When $\gamma = 2$, the top right panel shows that for the baseline specification we have mitigation for every shock if initial debt is smaller than 1150% of output, and amplification for every shock if b_0 is larger than 1300% of output. For intermediate levels of b_0 the government may either mitigate or amplify, depending on the shock g . For the high-spending specification, the respective thresholds for debt are below 950% of output for mitigation and above 1200% of output for amplification.

Similarly, for $\gamma = 4$ at the bottom right panel, we find mitigation for the baseline specification if b_0 is smaller than 650%, and amplification if b_0 is larger than 900%. A similar picture emerges for the high-spending specification. We conclude that the incentives to amplify the household's pessimism do not seem to be quantitatively relevant for the case of $\gamma > 1$, unless we consider very large values of initial debt and very low values for the Frisch elasticity.

Empirical implications. The analysis of optimal policy in this paper is *normative* in nature, without aiming to have positive explanatory power. That said, some cursory remarks concerning

²²For example, for $(\gamma, \phi_h) = (2, 1)$, inequalities (37) and (38) simplify respectively to $\Phi(0) < \frac{1}{2} \cdot \frac{3+\kappa}{3-\kappa}$ and $\Phi(0) > \frac{1}{2} \cdot \frac{3+\kappa}{3-\kappa}$.

²³The Frisch elasticity for $\phi_h = 10$ becomes 0.1, which is consistent with the small estimates of the microeconomic literature. See for example [Keane and Rogerson \(2012\)](#) and references therein.

the relationship of optimal policy prescriptions to the actual data may be due. One well-known feature of the data is the persistence of tax rates and debt.²⁴ Moreover, [Berndt et al. \(2012\)](#) find in post-war U.S. data that spending shocks have been absorbed more by increases in tax revenues and less by reductions on the returns of government debt, in contrast to standard prescriptions of optimal policy. Turning to our analysis, *if* we take the stance that the actual data has been generated in an economy with a paternalistic policymaker that doubts the model less than the household ($\sigma_R > \sigma_A$), and given our analysis that mitigation of the household’s pessimism is the relevant scenario for the current levels of government debt, then we would have a situation that has the following *three* features: a) a large autocorrelation of taxes and debt that is driven by the two martingales $\tilde{\xi}_t$ and Λ_t , b) a high market price of risk due to the ambiguity aversion of the household, c) assuming that paternalism *dominates* the pessimistic expectation management, a tax rate, and therefore tax revenues, that increases in bad times of high spending and decreases in good times of low spending, making the channel of tax revenues quantitatively more important. All these features bring the model prescriptions closer to some aspects of the data, a fact that we find interesting on its own.

5.3 Lessons for optimal policy in a general framework

A major idea in the paper is that doubts about the model on the side of the household incentivize the policymaker to manage the household’s endogenous pessimistic expectations. Clearly, this idea is relevant for *any* policy problem with *forward-looking* constraints. In [Appendix B](#) we analyze optimal policy design in a general framework with model uncertainty where both the Stackelberg leader and the follower have doubts about the probability model of exogenous uncertainty.²⁵

We use forward-looking constraints –properly augmented to reflect the doubts of the follower– that are in the spirit of [Marcet and Marimon \(2019\)](#). The constraints nest the fiscal policy application, as well as setups with multiple implementability, participation, or present-value constraints, that are within the New-Keynesian or the limited commitment tradition.²⁶ The basic policy prescription is intuitive: the policymaker should make the follower assign more probability mass towards states of the world which *relax* the forward-looking constraints that the policymaker is facing. The *direction* of relaxation in the fiscal policy application is obvious – increase the value of the government portfolio so that the government budget is relaxed– but it may not be trivial to characterize in other setups, since it can alternate depending on the history of shocks. We derive general conditions for the mitigation or amplification of the follower’s pessimism, that depend on the direction of relaxation and on the correlation of ‘forward-looking’ variables (a role played by

²⁴See [Aiyagari et al. \(2002\)](#) and [Marcet and Scott \(2009\)](#).

²⁵I am grateful to an anonymous referee who suggested to explore a more general setup.

²⁶See respectively [Clarida et al. \(1999\)](#), [Woodford \(2003\)](#), [Kehoe and Levine \(1993\)](#) and [Aguiar and Amador \(2016\)](#).

debt in marginal utility units in the fiscal policy problem) with shocks.²⁷

6 Concluding remarks

We focus these remarks on future research avenues. We have not touched upon the issue of *parameter* uncertainty, but the methodology developed in the current paper is suitable for such an endeavor. Situations with *multiple* sources of uncertainty are particularly interesting. For example, Hansen and Sargent (2007) develop a machinery with *two* risk-sensitivity operators, that allow misspecification both within a model and learning across models. These environments lead to *fragility* of the worst-case beliefs, with intriguing consequences for the market price of risk, as Hansen and Sargent (2010) show. Optimal policy in such environments would entail the management of the endogenous fragile learning process of the investor.²⁸

The current study has focused on a situation where multiple agents perturb a baseline probability model by surrounding it with a set of *unstructured* models, and studied the implications for optimal policy design. More elaborate schemes of both *structured* and unstructured ambiguity can be constructed, following the lead of Hansen and Sargent (2022). Furthermore, by representing ambiguity aversion with smooth preferences, the current paper focused on how *small* changes in the policy instrument lead to *small* changes in the worst-case beliefs of the follower. If we followed other approaches (non-smooth or non-additive) to represent ambiguity aversion, regions of inaction or *inertia* could potentially appear, as in the seminal work of Dow and da Costa Werlang (1992). Inertial behavior would require *large* actions from the policymaker to induce a change in the pessimistic beliefs of the follower. Such directions are all worthy of future research.

²⁷For an interesting example of amplification, see a previous version of the current paper, which considers a large firm with market power that faces a competitive fringe in an environment of ambiguity about exogenous demand shocks. The large firm has an incentive to *amplify* the fringe's worst-case forecasts of demand conditions, so that the fringe's production is reduced. More details can be found in Karantounias (2020).

²⁸See Ju and Miao (2012) and Collard et al. (2018) for further applications of learning under ambiguity in asset pricing.

A Fiscal policy problem

A.1 Optimality conditions of the fiscal policy problem

Define for convenience

$$\Omega(c, h) \equiv U_c(c, 1 - h)c - U_l(c, 1 - h)h, \quad (\text{A.1})$$

which stands for the consumption net of after-tax labor income in marginal utility units as a function of (c, h) . This object is also equal in equilibrium to the government surplus in marginal utility units, $U_{ct}(\tau_t h_t - g_t)$.

The Lagrangian of the fiscal policy problem is

$$\begin{aligned} L = & \sum_{t=0}^{\infty} \sum_{g^t} \beta^t \pi_t(g^t) \left\{ N_t(g^t) (U(c_t(g^t), 1 - h_t(g^t)) + \beta \theta_R \sum_{g^{t+1}} \pi_{t+1}(g_{t+1}|g^t) n_{t+1}(g^{t+1}) \ln n_{t+1}(g^{t+1})) \right. \\ & + \Phi M_t^*(g^t) \Omega(c_t(g^t), h_t(g^t)) - \lambda_t(g^t) [c_t(g^t) + g_t - h_t(g^t)] \\ & - \sum_{g^{t+1}} \beta \pi_{t+1}(g_{t+1}|g^t) \mu_{t+1}(g^{t+1}) \left[M_{t+1}^*(g^{t+1}) - \frac{\exp(\sigma_A V_{t+1}(g^{t+1}))}{\sum_{g^{t+1}} \pi_{t+1}(g_{t+1}|g^t) \exp(\sigma_A V_{t+1}(g^{t+1}))} M_t^*(g^t) \right] \\ & - \xi_t(g^t) [V_t(g^t) - U(c_t(g^t), 1 - h_t(g^t))] - \frac{\beta}{\sigma_A} \ln \sum_{g^{t+1}} \pi_{t+1}(g_{t+1}|g^t) \exp(\sigma_A V_{t+1}(g^{t+1})) \\ & - \beta \sum_{g^{t+1}} \pi_{t+1}(g_{t+1}|g^t) \rho_{t+1}(g^{t+1}) [N_{t+1}(g^{t+1}) - n_{t+1}(g^{t+1}) N_t(g^t)] \\ & \left. - \nu_t(g^t) \left[\sum_{g^{t+1}} \pi_{t+1}(g_{t+1}|g^t) n_{t+1}(g^{t+1}) - 1 \right] \right\} - \Phi U_c(c_0, 1 - h_0) b_0, \end{aligned}$$

with $\xi_0 = 0$, $M_0 = N_0 = 1$ and (b_0, g_0) given.

The policymaker's minimization problem with respect to (n, N) has the same structure as the household's minimization problem. See [Karantounias \(2013\)](#) for a detailed derivation of the household's worst-case belief distortions in (15). The first-order necessary conditions for an interior solution arising from the maximization problem are the following:

$$c_t : (N_t^*(g^t) + \xi_t(g^t))U_c(g^t) + \Phi M_t^*(g^t)\Omega_c(g^t) = \lambda_t(g^t), t \geq 1 \quad (\text{A.2})$$

$$h_t : (N_t^*(g^t) + \xi_t(g^t))U_l(g^t) - \Phi M_t^*(g^t)\Omega_h(g^t) = \lambda_t(g^t), t \geq 1 \quad (\text{A.3})$$

$$M_t^* : \mu_t(g^t) = \Phi\Omega(g^t) + \beta \sum_{g^{t+1}} \pi_{t+1}(g_{t+1}|g^t) m_{t+1}^*(g^{t+1}) \mu_{t+1}(g^{t+1}), t \geq 1 \quad (\text{A.4})$$

$$V_t : \xi_t(g^t) = \sigma_A m_t^*(g^t) M_{t-1}^*(g^{t-1}) \left[\mu_t(g^t) - \sum_{g_t} \pi_t(g_t|g^{t-1}) m_t^*(g_t) \mu_t(g_t) \right] \\ + m_t^*(g^t) \xi_{t-1}(g^{t-1}), t \geq 1 \quad (\text{A.5})$$

$$c_0 : (N_0 + \xi_0)U_c(g_0) + \Phi M_0 \Omega_c(g_0) = \lambda_0(g_0) + \Phi U_{cc}(g_0) b_0 \quad (\text{A.6})$$

$$h_0 : -(N_0 + \xi_0)U_l(g_0) + \Phi M_0 \Omega_h(g_0) = -\lambda_0(g_0) - \Phi U_{cl}(g_0) b_0. \quad (\text{A.7})$$

$\Omega_i, i = c, h$ stand for the respective partial derivatives of Ω . In (A.4) and (A.5), we used expression (15) for the optimal conditional likelihood ratio m_{t+1}^* to save notation. Optimality conditions (28-29), (A.2-A.7), together with constraints (22-27) determine the Ramsey plan.

Let $\tilde{\xi}_t \equiv \xi_t/N_t^*$ denote the normalized multiplier, and recall the law of motion of the belief ratio (30) to rewrite (A.5) as

$$\tilde{\xi}_t = \sigma_A \frac{m_t^*}{n_t^*} [\mu_t - E_{t-1} m_t^* \mu_t] \Lambda_{t-1} + \frac{m_t^*}{n_t^*} \tilde{\xi}_{t-1}, t \geq 1, \tilde{\xi}_0 \equiv 0. \quad (\text{A.8})$$

Eliminate the multiplier μ_t on the household's worst-case likelihood ratio M_t^* by solving (A.4) forward, and remember that $\Omega(g^t)$ stands for the government surplus in marginal utility units. We get

$$\mu_t(g^t) = \Phi U_c(g^t) \underbrace{\sum_{i=0}^{\infty} \sum_{g^{t+i}|g^t} q_{t+i}^t(g^{t+i}) [\tau_{t+i}(g^{t+i}) h_{t+i}(g^{t+i}) - g_{t+i}]}_{b_t(g^t)} = \Phi U_c(g^t) b_t(g^t), \quad (\text{A.9})$$

where $q_{t+i}^t(g^{t+i}) \equiv \frac{q_{t+i}(g^{t+i})}{q_t(g^t)} = \beta^i \pi_{t+i}(g^{t+i}|g^t) \prod_{j=1}^i m_{t+j}^*(g^{t+j}) \frac{U_c(g^{t+i})}{U_c(g^t)}$, the equilibrium price of an Arrow-Debreu security in terms of consumption at g^t . Use now $\mu_t = \Phi U_{ct} b_t$ in (A.8) to get (34) in the text.

A.2 Proof of proposition 1

Optimal tax for $t \geq 1$. Combine (A.2) and (A.3) in order to eliminate the multiplier λ_t and get

$$\frac{U_l}{U_c} \cdot \frac{N_t^* + \xi_t - \Phi M_t^* \frac{\Omega_{ht}}{U_{lt}}}{N_t^* + \xi_t + \Phi M_t^* \frac{\Omega_{ct}}{U_{ct}}} = 1 \quad (\text{A.10})$$

The derivatives $\Omega_i, i = c, h$ are

$$\Omega_c = U_c + U_{cc}c - U_{cl}h \Rightarrow \frac{\Omega_c}{U_c} = 1 - \epsilon_{cc} - \epsilon_{ch} \quad (\text{A.11})$$

$$\Omega_h = -U_l + U_{ll}h - U_{cl}c \Rightarrow \frac{\Omega_h}{U_l} = -1 - \epsilon_{hh} - \epsilon_{hc}, \quad (\text{A.12})$$

where the elasticities are defined in the body of the proposition. Divide over N_t^* , recall that $\tilde{\xi}_t \equiv \xi_t/N_t^*$, and use (A.11) and (A.12) to rewrite (A.10) as

$$(1 - \tau_t) \cdot \frac{1 + \tilde{\xi}_t + \Phi \Lambda_t [1 + \epsilon_{hh,t} + \epsilon_{hc,t}]}{1 + \tilde{\xi}_t + \Phi \Lambda_t [1 - \epsilon_{cc,t} - \epsilon_{ch,t}]} = 1. \quad (\text{A.13})$$

Solve in terms of τ_t to get (31) in the text.

Sign of τ_t . Assumption 1 implies the following restrictions for the signs of the elasticities:

$$U_{ll}U_c - U_{cl}U_l < 0 \Rightarrow \epsilon_{hh} + \epsilon_{ch} > 0$$

$$U_{cc}U_l - U_{cl}U_c < 0 \Rightarrow \epsilon_{cc} + \epsilon_{hc} > 0$$

Thus, the numerator in (31) is positive. Furthermore, by using (A.11) and (A.12), rewrite (A.2) and (A.3) as

$$1 + \tilde{\xi}_t + \Phi \Lambda_t [1 - \epsilon_{cc,t} - \epsilon_{ch,t}] = \frac{\lambda_t}{U_{ct}N_t^*} > 0, \quad (\text{A.14})$$

$$1 + \tilde{\xi}_t + \Phi \Lambda_t [1 + \epsilon_{hh,t} + \epsilon_{hc,t}] = \frac{\lambda_t}{U_{lt}N_t^*} > 0, \quad (\text{A.15})$$

since $\lambda_t > 0$. Therefore, the denominator in (31) is positive according to (A.15), despite the fact that $\tilde{\xi}_t$ can take negative values. The result follows.

Initial period. For completeness, we provide here the optimal tax rate at $t = 0$, which may be different due to $b_0 \neq 0$. Use (A.6)-(A.7) to eliminate λ_0 and recall that $N_0 = M_0 = 1$ and $\xi_0 = 0$. Follow the same steps as previously, to finally get

$$\tau_0 = \frac{\Phi((\epsilon_{cc,0} + \epsilon_{hc,0})(1 - \frac{b_0}{c_0}) + \epsilon_{hh,0} + \epsilon_{ch,0})}{1 + \Phi(1 + \epsilon_{hh,0} + \epsilon_{hc,0}(1 - \frac{b_0}{c_0}))}. \quad (\text{A.16})$$

Rewrite (A.7) to get $1 + \Phi(1 + \epsilon_{hh,0} + \epsilon_{hc,0}(1 - \frac{b_0}{c_0})) = \lambda_0/U_{l0} > 0$, so the denominator in (A.16) is positive. The sign of the numerator depends on b_0 . Under assumption 1, if initial debt is not large enough ($b_0/c_0 < 1$), then the numerator is positive, so $\tau_0 > 0$. However, initial debt can be so large, that we have an initial subsidy, $\tau_0 < 0$.

A.3 Proofs of Claims 1 and 2

The proofs here extend the proofs of Karantounias (2013), who worked with a two-period model and $\sigma_R = 0, \sigma_A < 0$.

Claim 1. Let $\sigma_R = \sigma_A = \bar{\sigma}$ so that $\Lambda_t = 1$. Combine (A.2) and (A.3) to get

$$(1 + \tilde{\xi}_t)(U_c(c_t, 1 - h_t) - U_l(c_t, 1 - h_t)) + \Phi[\Omega_c(c_t, h_t) + \Omega_h(c_t, h_t)] = 0 \quad (\text{A.17})$$

From the resource constraint (1) we have $h_t = c_t + g_t$. Differentiate implicitly (A.17) with respect to $\tilde{\xi}_t$, taking g_t and Φ as given, to get,

$$\frac{\partial c_t}{\partial \tilde{\xi}_t} = \frac{\partial h_t}{\partial \tilde{\xi}_t} = \frac{U_l - U_c}{K_{\text{benev.}}}, \quad (\text{A.18})$$

where

$$K_{\text{benev.}} \equiv (1 + \tilde{\xi}_t) \underbrace{(U_{cc} - 2U_{cl} + U_{ll})}_{< 0 \text{ due to concavity}} + \Phi[\Omega_{cc} + 2\Omega_{ch} + \Omega_{hh}] \quad (\text{A.19})$$

We work under the assumption that $K_{\text{benev.}} < 0$. We discuss further the sign of $K_{\text{benev.}}$ in the proof of claim 2. Note that under assumption 1 we have a positive tax rate, $\tau_t > 0$, which implies that $U_c > U_l$. Therefore, from (A.18) we get $\frac{\partial c_t}{\partial \tilde{\xi}_t} = \frac{\partial h_t}{\partial \tilde{\xi}_t} > 0$.

Differentiate the tax rate $\tau_t = 1 - U_l/U_c$ with respect to $\tilde{\xi}_t$ to get

$$\frac{\partial \tau_t}{\partial \tilde{\xi}_t} = \frac{(U_{cc}U_l - U_{cl}U_c) + (U_{ll}U_c - U_{cl}U_l)}{U_c^2} \cdot \frac{\partial c_t}{\partial \tilde{\xi}_t} < 0, \quad (\text{A.20})$$

since $\frac{\partial c_t}{\partial \tilde{\xi}_t} > 0$, and the numerator in (A.20) is negative, due to assumption 1.

Claim 2. Let $\sigma_R \neq \sigma_A$. Combine (A.2) and (A.3) to get

$$(1 + \tilde{\xi}_t)(U_c(c_t, 1 - h_t) - U_l(c_t, 1 - h_t)) + \Phi \Lambda_t [\Omega_c(c_t, h_t) + \Omega_h(c_t, h_t)] = 0 \quad (\text{A.21})$$

Define $\eta_t \equiv (U_{ct}b_t - E_{t-1}m_t^*U_{ct}b_t)\Phi$. Solve the law of motion of $\tilde{\xi}_t$ in (34) backwards to get $\tilde{\xi}_t = \sigma_A \Lambda_t H_t$, where $H_t \equiv \sum_{i=1}^t \eta_i$. Thus, Λ_t affects the dynamics of $\tilde{\xi}_t$ (which is not true for small doubts about the model— see lemma 1). Rewrite (A.21) as

$$(1 + \sigma_A \Lambda_t H_t)(U_c(c_t, 1 - h_t) - U_l(c_t, 1 - h_t)) + \Phi \Lambda_t [\Omega_c(c_t, h_t) + \Omega_h(c_t, h_t)] = 0, \quad (\text{A.22})$$

and differentiate implicitly with respect to Λ_t to get

$$\begin{aligned} \frac{\partial c_t}{\partial \Lambda_t} &= \frac{\partial h_t}{\partial \Lambda_t} = \frac{\tilde{\xi}_t(U_l - U_c) - \Phi \Lambda_t(\Omega_c + \Omega_h)}{\Lambda_t K_{\text{patern.}}} \\ &\stackrel{(\text{A.21})}{=} \frac{U_c - U_l}{\Lambda_t K_{\text{patern.}}}, \end{aligned} \quad (\text{A.23})$$

where

$$K_{\text{patern.}} \equiv (1 + \tilde{\xi}_t)(U_{cc} - 2U_{cl} + U_{ll}) + \Phi \Lambda_t [\Omega_{cc} + 2\Omega_{ch} + \Omega_{hh}] \quad (\text{A.24})$$

Note that $K_{\text{patern.}}$ reduces to $K_{\text{benev.}}$ in (A.19) if we set $\sigma_R = \sigma_A$. Our working assumption is that $K_{\text{patern.}} < 0$. Given that $U_c > U_l$, we have $\frac{\partial c_t}{\partial \Lambda_t} = \frac{\partial h_t}{\partial \Lambda_t} < 0$. Similarly to (A.20), we have

$$\frac{\partial \tau_t}{\partial \Lambda_t} = \frac{(U_{cc}U_l - U_{cl}U_c) + (U_{ll}U_c - U_{cl}U_l)}{U_c^2} \cdot \frac{\partial c_t}{\partial \Lambda_t} > 0. \quad (\text{A.25})$$

To see how claim 1 goes through, implicitly differentiate (A.21) to get $\frac{\partial c_t}{\partial \tilde{\xi}_t} = \frac{U_l - U_c}{K_{\text{patern.}}} > 0$, and therefore $\frac{\partial \tau_t}{\partial \tilde{\xi}_t} < 0$, using (A.20). Note that in the paternalistic case, by partially differentiating with respect to $\tilde{\xi}_t = \sigma_A \Lambda_t H_t$ and keeping Λ_t constant, we effectively differentiate with respect to $(\sigma_A H_t)$, which was the relevant object in the benevolent case of $\sigma_R = \sigma_A$; see (35). We obviously have $\frac{\partial c_t}{\partial (\sigma_A H_t)} = \Lambda_t \frac{\partial c(\tilde{\xi}_t, \Lambda_t; g_t, \Phi)}{\partial \tilde{\xi}_t}$.

Sign of $K_{\text{patern.}}$ and examples 1 and 2. Assuming that $K_{\text{patern.}} < 0$ (which nests the sign of $K_{\text{benev.}}$) imposes *local concavity* of the Lagrangian with respect to consumption and labor. We consider period utility functions that satisfy this assumption. In appendix C we show that the respective sign condition for $\sigma_R = \sigma_A = 0$ guarantees that the second-order conditions for the Lucas and Stokey (1983) economy hold, and this is our working assumption for the small-doubts approximation. We show now that examples 1 and 2 satisfy $K_{\text{patern.}} < 0$.

Separability. At first note that $\Omega_{cc} = U_{ccc}c + 2U_{cc} - U_{lcc}h$, $\Omega_{hh} = -U_{lll}h + 2U_{ll} + U_{cll}c$ and $\Omega_{ch} = \Omega_{hc} = -U_{ccl}c - 2U_{lc} + U_{llc}h$. Assume now $U_{cl} = 0$ to get $\Omega_{cc} = U_{ccc}c + 2U_{cc}$, $\Omega_{hh} = -U_{lll}h + 2U_{ll}$ and $\Omega_{ch} = \Omega_{hc} = 0$. $K_{\text{patern.}}$ simplifies to

$$K_{\text{patern.}} = T^c - T^l \quad (\text{A.26})$$

$$T^c \equiv (1 + \tilde{\xi}_t + 2\Phi\Lambda_t)U_{cc} + \Phi\Lambda_t U_{ccc}c_t \quad (\text{A.27})$$

$$T^l \equiv -(1 + \tilde{\xi}_t + 2\Phi\Lambda_t)U_{ll} + \Phi\Lambda_t U_{lll}h_t \quad (\text{A.28})$$

Consider now a utility function that is power in c , $c^{1-\gamma}/(1-\gamma)$, as in examples 1 and 2. Note that from (A.14) we get

$$1 + \tilde{\xi}_t + \Phi\Lambda_t(1 - \gamma) > 0. \quad (\text{A.29})$$

Therefore,

$$T^c = -\gamma c_t^{-\gamma-1} [1 + \tilde{\xi}_t + \Phi\Lambda_t(1 - \gamma)] < 0, \text{ by (A.29)}. \quad (\text{A.30})$$

Turning to T^l , note first that from (A.14) we get that $1 + \tilde{\xi}_t + \Phi\Lambda_t > \Phi\Lambda_t \epsilon_{cc,t}$. Thus, $1 + \tilde{\xi}_t + 2\Phi\Lambda_t > \Phi\Lambda_t(1 + \epsilon_{cc,t}) > 0$. Therefore, if U_l is a *convex* function of l , then $T^l > 0$, as we can see from (A.28). Consequently, if the utility function is a power function in c and the marginal utility of leisure is convex, then $T^c < 0, T^l > 0$ and $K_{\text{patern.}} = T^c - T^l < 0$. U_l in example 2 is convex so this example satisfies our assumption. In the constant Frisch elasticity case of example 1, this sufficient restriction is not satisfied, since $U_{lll} = a_h \phi_h (\phi_h - 1) h^{\phi_h - 2}$, so U_l is convex (concave) if $\phi_h > (<)1$. In that case, we calculate directly T^l to get

$$T^l = a_h \phi_h h^{\phi_h - 1} [1 + \tilde{\xi}_t + \Phi\Lambda_t(1 + \phi_h)] > 0, \quad (\text{A.31})$$

since $1 + \tilde{\xi}_t + \Phi\Lambda_t(1 + \phi_h) > 0$ from (A.15). Thus, we have again $K_{\text{patern.}} < 0$.

A.4 Conditions for mitigation or amplification

We analyze first the reaction of the surplus in marginal utility units at the optimal full-confidence allocation. This will let us determine the behavior of $U_{ct}(0)b_t(0)$ in proposition 2.

Reaction of surplus in U_c units. Let $\sigma_R = \sigma_A = 0$ and drop the “zero” notation. The optimal wedge in (A.21) reduces to $(U_c - U_l) + \Phi(\Omega_c + \Omega_h) = 0$, since $\tilde{\xi}_t = 0$ and $\Lambda_t = 1$. Using the resource constraint (1), we determine consumption and labor as functions of g and Φ , $c = c(g, \Phi)$ and $h = h(g, \Phi)$. This is obviously the history-independent Lucas and Stokey (1983) allocation.

Let $S(g, \Phi)$ denote the surplus in marginal utility units as function of (g, Φ) , $S(g, \Phi) \equiv U_c(c(g, \Phi), 1 - h(g, \Phi)) - U_l(c(g, \Phi), 1 - h(g, \Phi))h(g, \Phi)$. Differentiate with respect to g to get

$$\begin{aligned} \frac{\partial S}{\partial g} &= \Omega_c \frac{\partial c}{\partial g} + \Omega_h \frac{\partial h}{\partial g} \\ &= U_c \left[\frac{\Omega_c}{U_c} \frac{\partial c}{\partial g} + \frac{\Omega_h}{U_l} \frac{U_l}{U_c} \frac{\partial h}{\partial g} \right] \\ &= U_c \left[(1 - \epsilon_{cc} - \epsilon_{ch}) \frac{\partial c}{\partial g} - (1 + \epsilon_{hh} + \epsilon_{hc})(1 - \tau) \frac{\partial h}{\partial g} \right], \end{aligned} \quad (\text{A.32})$$

where we used $U_l/U_c = 1 - \tau$ and the expressions for the elasticities in (A.11) and (A.12). Therefore,

$$\partial S/\partial g < (>)0 \quad \text{iff} \quad (1 - \epsilon_{cc} - \epsilon_{ch}) \frac{\partial c}{\partial g} < (>) (1 + \epsilon_{hh} + \epsilon_{hc})(1 - \tau) \frac{\partial h}{\partial g}. \quad (\text{A.33})$$

Sufficient condition for $\partial S/\partial g < 0$. Consider now the case of $U_{cl} \geq 0$, so that $\epsilon_{ch}, \epsilon_{hc} \geq 0$ and let $\partial c/\partial g \leq 0$ and $\partial h/\partial g \geq 0$, as we may expect. Then, if the curvature of the utility function is not sufficiently large,

$$\epsilon_{cc} + \epsilon_{ch} \leq 1, \quad (\text{A.34})$$

condition (A.33) implies that $\partial S/\partial g < 0, \forall g$. Thus, the elasticity condition (A.34) is a *sufficient* condition for the negative reaction of surplus to spending shocks.

Comparative statics of (c, h) . Consider now the derivatives of the full-confidence allocation with respect to g . We have

$$\frac{\partial c}{\partial g} = \frac{-U_{ll} - \Phi\Omega_{hh} + U_{cl} - \Phi\Omega_{ch}}{K_{LS}} \quad (\text{A.35})$$

$$\frac{\partial h}{\partial g} = \frac{\partial c}{\partial g} + 1 = \frac{U_{cc} + \Phi\Omega_{cc} - U_{cl} + \Phi\Omega_{hc}}{K_{LS}}, \quad (\text{A.36})$$

where K_{LS} is the object K_{patern} in (A.24) reduces to, when $\sigma_R = \sigma_A = 0$, $K_{LS} \equiv (U_{cc} - 2U_{cl} + U_{ll}) + \Phi[\Omega_{cc} + 2\Omega_{ch} + \Omega_{hh}]$. As previously, we assume that $K_{LS} < 0$.

Assume now that $U_{cl} = 0$. The relevant expressions simplify to $K_{LS} = T_{LS}^c - T_{LS}^l$,

$$\frac{\partial c}{\partial g} = \frac{T_{LS}^l}{T_{LS}^c - T_{LS}^l} \quad \text{and} \quad \frac{\partial h}{\partial g} = \frac{T_{LS}^c}{T_{LS}^c - T_{LS}^l}, \quad (\text{A.37})$$

where

$$T_{LS}^c \equiv (1 + 2\Phi)U_{cc} + \Phi U_{ccc}c \quad \text{and} \quad T_{LS}^l \equiv -(1 + 2\Phi)U_{ll} + \Phi U_{lll}h, \quad (\text{A.38})$$

that is, the respective expressions (A.27) and (A.28) for $\sigma_R = \sigma_A = 0$.

Examples 1 and 2. We have already proved that $T^c < 0$ and $T^l > 0$ for our two examples, even when there are doubts about the model. So $T_{LS}^c < 0, T_{LS}^l > 0$ and $K_{LS} < 0$. From (A.37) we get then that $\partial c/\partial g \leq 0, \partial h/\partial g \geq 0$, and the sufficient condition (A.34) for $\partial S/\partial g < 0$ becomes $\gamma \leq 1$.

A.5 Proof of proposition 2

Let the shock take N values, ordered from lowest to highest, $g_1 < \dots < g_N$. Given the assumptions of the proposition, it is sufficient to determine only the *sign* of $\partial S/\partial g$. To see that, consider first an i.i.d. reference model. Let $y \equiv U_c b$ denote the history-independent debt in marginal utility units, with $y_i \equiv y(g_i, \Phi)$, and let S_i be shorthand for $S(g_i, \Phi) \equiv \Omega(c(g_i, \Phi), h(g_i, \Phi)), i = 1, \dots, N$. From the dynamic budget constraint we have

$$y_i = S_i + \beta \sum_j \pi_j y_j, i = 1, \dots, N, \quad (\text{A.39})$$

so y_i inherits the monotonicity properties of S_i . More generally, consider a monotone transition matrix $\mathbf{\Pi}$, with $\pi_{ij} \equiv \pi(g' = g_j | g = g_i)$ and $\sum_j \pi_{ij} = 1, \forall i$. Monotonicity of the transition matrix means that each probability row vector $\pi(\cdot|i)$ stochastically dominates $\pi(\cdot|j)$ for $i > j$. Thus, we have $\sum_{k \geq l} \pi_{ik} \geq \sum_{k \geq l} \pi_{jk} \forall l$, for $i > j$. Monotone transition matrices are useful because they

preserve monotonicity when they pre-multiply a monotonic vector. For example, if elements of column vector x are increasing ($x_1 \leq x_2 \leq \dots \leq x_N$), the elements of $\mathbf{\Pi}x$ are also increasing if $\mathbf{\Pi}$ is monotone. Recursion (A.39) becomes

$$y_i = S_i + \beta \sum_j \pi_{ij} y_j, i = 1, \dots, N \Rightarrow \vec{y} = (\mathbf{I} - \beta \mathbf{\Pi})^{-1} \vec{S}, \quad (\text{A.40})$$

where \vec{y} and \vec{S} the respective vectors that collect y_i and S_i , and \mathbf{I} the identity matrix. Use now the following properties of monotone transition matrices as listed by Keilson and Kester (1977): a) powers of monotone transition matrices $\mathbf{\Pi}^k, k = 0, 1, \dots$, are monotone, b) convex combinations of monotone transition matrices are monotone. Thus, $(1 - \beta)(\mathbf{I} - \beta \mathbf{\Pi})^{-1} = (1 - \beta) \sum_{i=0}^{\infty} \beta^i \mathbf{\Pi}^i$ is a monotone transition matrix, as a convex combination of monotone transition matrices. Consequently, if the elements of \vec{S} are decreasing (increasing), then the elements of $(1 - \beta)(\mathbf{I} - \beta \mathbf{\Pi})^{-1} \cdot \vec{S}$ are decreasing (increasing) and therefore the elements of \vec{y} are decreasing (increasing).²⁹

Sign of $\partial S / \partial g$. Recall that the optimal full-confidence tax rate is $\tau = \frac{\Phi(\gamma + \phi_h)}{1 + \Phi(1 + \phi_h)}$, which is given by expression (32) in example 1 for $\sigma_R = \sigma_A = 0$. For $\sigma_R = \sigma_A = 0$, (A.30) and (A.31) simplify to

$$T_{LS}^c = -\gamma c^{-\gamma-1} (1 + \Phi(1 - \gamma)) < 0 \quad (\text{A.41})$$

$$T_{LS}^l = a_h \phi_h h^{\phi_h-1} (1 + \Phi(1 + \phi_h)). \quad (\text{A.42})$$

Thus, from (A.37) we get that

$$\begin{aligned} \frac{\partial c}{\partial g} &= - \underbrace{\frac{a_h h^{\phi_h}}{c^{-\gamma}}}_{1-\tau} \cdot \frac{\phi_h h^{-1} (1 + \Phi(1 + \phi_h))}{\gamma c^{-1} (1 + \Phi(1 - \gamma)) + \phi_h h^{-1} \frac{a_h h^{\phi_h}}{c^{-\gamma}} (1 + \Phi(1 + \phi_h))} \\ &= - \frac{\phi_h h^{-1} (1 - \tau) (1 + \Phi(1 + \phi_h))}{\gamma c^{-1} (1 + \Phi(1 - \gamma)) + \phi_h h^{-1} (1 - \tau) (1 + \Phi(1 + \phi_h))} \\ &\stackrel{1-\tau = \frac{1+\Phi(1-\gamma)}{1+\Phi(1+\phi_h)}}{=} - \frac{\phi_h h^{-1} (1 + \Phi(1 - \gamma))}{\gamma c^{-1} (1 + \Phi(1 - \gamma)) + \phi_h h^{-1} (1 + \Phi(1 - \gamma))} \\ &= - \frac{\phi_h h^{-1}}{\gamma c^{-1} + \phi_h h^{-1}} = - \frac{(1 - \kappa) \phi_h}{\gamma + (1 - \kappa) \phi_h}, \kappa \equiv g/h, \end{aligned} \quad (\text{A.43})$$

and

²⁹It is easy to show that when $N = 2$, the matrix $(1 - \beta)(\mathbf{I} - \beta \mathbf{\Pi})^{-1}$ is necessarily monotone, independent of the properties of $\mathbf{\Pi}$. Hence, we can discard the assumption of a monotone transition matrix if we stick to $N = 2$.

$$\frac{\partial h}{\partial g} = 1 + \frac{\partial c}{\partial g} = \frac{\gamma c^{-1}}{\gamma c^{-1} + \phi_h h^{-1}} = \frac{\gamma}{\gamma + (1 - \kappa)\phi_h}. \quad (\text{A.44})$$

Use now (A.43) and (A.44) in condition (A.33) to get

$$\frac{\partial S}{\partial g} < (>)0 \forall g \quad \text{iff} \quad \gamma(1 + \phi_h)(1 - \tau) + (1 - \gamma)(1 - \kappa_i)\phi_h > (<)0, \forall i, \quad (\text{A.45})$$

where $\kappa_i \equiv g_i/h(g_i, \Phi)$, i.e. the share of spending in output when the shock is g_i .

Recall that the optimal tax rate in (A.45) is a function of (Φ, γ, ϕ_h) . Eliminate τ , collect the terms that involve Φ and define the function

$$I(\gamma, \phi_h, \Phi, \kappa) \equiv \Phi(1 - \gamma)(1 + \phi_h)[\gamma + (1 - \kappa)\phi_h] + \gamma + [1 + (\gamma - 1)\kappa]\phi_h. \quad (\text{A.46})$$

Then, criterion (A.45) is expressed equivalently as $\partial S/\partial g < (>)0 \forall g$ iff $I(\gamma, \phi_h, \Phi, \kappa_i) > (<)0, \forall i$.

- a) Assume $\gamma \leq 1$ or $\phi_h = 0$. Then (A.45) implies that $\partial S/\partial g < 0, \forall g$. Some remarks are due: for $\gamma \leq 1$, we can skip the calculations in (A.45) and use the previous conclusions about the elasticity condition (A.34). Moreover, if the reference model is i.i.d. or Markov with a monotone transition matrix, $\gamma \leq 1$ guarantees that $U_c b$ is decreasing in g also for the case of example 2. Turning to the case of infinite Frisch elasticity ($\phi_h = 0$), the sign of $\partial S/\partial g$ can be also immediately inferred by realizing that $\partial c/\partial g = 0$, as seen from (A.43). Thus, S decreases when g increases, as seen from (A.33).
- b) Let $\gamma > 1$ and $\phi_h > 0$. Note that $\frac{\partial I}{\partial \kappa} = \phi_h(\gamma - 1)(1 + \Phi(1 + \phi_h)) > 0$, so the function I is *increasing* in κ . Thus, it is sufficient to consider only the minimum share $\underline{\kappa} \equiv \min_i \kappa_i$ and the maximum share $\bar{\kappa} \equiv \max_i \kappa_i$ when we consider the reaction of S . So, we finally get that $\partial S/\partial g < 0, \forall g$ iff $I(\gamma, \phi_h, \Phi, \underline{\kappa}) > 0$ and $\partial S/\partial g > 0 \forall g$ iff $I(\gamma, \phi_h, \Phi, \bar{\kappa}) < 0$. These two conditions deliver (37) and (38) respectively in the text, where we revert to the “zero” notation.

A.6 Details about the quantitative example

We use the Rouwenhorst method to discretize the process for x_t^g in (50) with 7 points. The vector \vec{x}^g and the respective transition matrix are

$$\vec{x}^g = \begin{bmatrix} -0.1715 \\ -0.1143 \\ -0.0572 \\ 0 \\ 0.0572 \\ 0.1143 \\ 0.1715 \end{bmatrix}, \quad \mathbf{\Pi} = \begin{bmatrix} 0.7122 & 0.2487 & 0.0362 & 0.0028 & 0.0001 & 0.0000 & 0.0000 \\ 0.0414 & 0.7242 & 0.2087 & 0.0242 & 0.0014 & 0.0000 & 0.0000 \\ 0.0024 & 0.0835 & 0.7315 & 0.1675 & 0.0145 & 0.0006 & 0.0000 \\ 0.0001 & 0.0073 & 0.1256 & 0.7340 & 0.1256 & 0.0073 & 0.0001 \\ 0.0000 & 0.0006 & 0.0145 & 0.1675 & 0.7315 & 0.0835 & 0.0024 \\ 0.0000 & 0.0000 & 0.0014 & 0.0242 & 0.2087 & 0.7242 & 0.0414 \\ 0.0000 & 0.0000 & 0.0001 & 0.0028 & 0.0362 & 0.2487 & 0.7122 \end{bmatrix}. \quad (\text{A.47})$$

The vector of spending shocks is $\vec{g} = G \exp(\vec{x}^g)$, where $G = 0.08$. For the high-spending specification we use the same vector \vec{x}^g and transition matrix $\mathbf{\Pi}$, but set $G = 0.12$. For the calculation of the worst-case beliefs and the respective detection error probabilities, see the formulas in Appendix C.

References

- Adam, Klaus and Michael Woodford. 2012. Robustly Optimal Monetary Policy in a Microfounded New-Keynesian Model. *Journal of Monetary Economics* 59:468–487.
- . 2021. Robustly optimal monetary policy in a new Keynesian model with housing. *Journal of Economic Theory* 198.
- Aguiar, Mark and Manuel Amador. 2016. Fiscal policy in debt constrained economies. *Journal of Economic Theory* 161:37–75.
- Aiyagari, S. Rao, Albert Marcet, Thomas J. Sargent, and Juha Seppala. 2002. Optimal Taxation without State-Contingent Debt. *Journal of Political Economy* 110 (6):1220–1254.
- Ajello, Andrea, Thomas Laubach, David López-Salido, and Taisuke Nakata. 2019. Financial Stability and Optimal Interest Rate Policy. *International Journal of Central Banking* 15 (1):279–326.
- Anderson, Evan W., Lars Peter Hansen, and Thomas J. Sargent. 2003. A Quartet of Semigroups for Model Specification, Robustness, Prices of Risk, and Model Detection. *Journal of the European Economic Association* 1 (1):68–123.
- Bachmann, Ruediger, Kai Carstensen, Stefan Lautenbacher, and Martin Schneider. 2020. Uncertainty is more than risk - survey evidence on Knightian and Bayesian firms. Mimeo, Stanford University.
- Barlevy, Gadi. 2009. Policymaking under Uncertainty: Gradualism and Robustness. *Economic Perspectives* Q II:38–55. Federal Reserve Bank of Chicago.
- . 2011. Robustness and Macroeconomic Policy. *Annual Review of Economics* 3:1–24.
- Benigno, Pierpaolo and Salvatore Nisticò. 2012. International portfolio allocation under model uncertainty. *American Economic Journal: Macroeconomics* 4 (1):144–89.
- Benigno, Pierpaolo and Luigi Paciello. 2014. Monetary policy, doubts and asset prices. *Journal of Monetary Economics* 64:85–98.
- Berndt, Antje, Hanno Lustig, and Sevin Yeltekin. 2012. How Does the U.S. Government Finance Fiscal Shocks? *American Economic Journal: Macroeconomics* 4:69–104.
- Bhandari, Anmol, Jaroslav Borovička, and Paul Ho. 2019. Survey data and subjective beliefs in business cycle models. Mimeo, New York University.
- Bidder, Rhys M. and Matthew E. Smith. 2012. Robust animal spirits. *Journal of Monetary Economics* 59 (8):738–750.

- Chari, V.V., Lawrence J. Christiano, and Patrick J. Kehoe. 1994. Optimal Fiscal Policy in a Business Cycle Model. *Journal of Political Economy* 102 (4):617–652.
- Christensen, Timothy M. 2019. Dynamic Models with Robust Decision Makers: Identification and Estimation. Mimeo, New York University.
- Clarida, Richard, Jordi Gali, and Mark Gertler. 1999. The Science of Monetary Policy: A New Keynesian Perspective. *Journal of Economic Literature* 37 (4):1661–1707.
- Cogley, Timothy, Riccardo Colacito, Lars Peter Hansen, and Thomas J. Sargent. 2008. Robustness and U.S. Monetary Policy Experimentation. *Journal of Money, Credit and Banking* 40 (8):1599–1623.
- Collard, Fabrice, Sujoy Mukerji, Kevin Sheppard, and Jean-Marc Tallon. 2018. Ambiguity and the historical equity premium. *Quantitative Economics* 9:945–993.
- Croce, Mariano M., Thien T. Nguyen, and Lukas Schmid. 2012. The market price of fiscal uncertainty. *Journal of Monetary Economics* 59 (5):401–416.
- Dennis, Richard. 2008. Robust control with commitment: A modification to Hansen-Sargent. *Journal of Economic Dynamics and Control* 32 (7):2061–2084.
- Dow, James and Sérgio Ribeiro da Costa Werlang. 1992. Uncertainty Aversion, Risk Aversion, and the Optimal Choice of Portfolio. *Econometrica* 60 (1):197–204.
- Epstein, Larry G. and Stanley E. Zin. 1989. Substitution, Risk Aversion and the Temporal Behavior of Consumption and Asset Returns: A Theoretical Framework. *Econometrica* 57 (4):937–969.
- Ferrière, Axelle and Anastasios G. Karantounias. 2019. Fiscal austerity in ambiguous times. *American Economic Journal: Macroeconomics* 11 (1):89–131.
- Giannoni, Marc P. 2002. Does Model Uncertainty Justify Caution? Robust Optimal Monetary Policy in a Forward- Looking Model. *Macroeconomic Dynamics* 6 (1):111–144.
- . 2007. Robust Optimal Monetary Policy in a Forward-Looking Model with Parameter and Shock Uncertainty. *Journal of Applied Econometrics* 22 (1):179–213.
- Hansen, Lars Peter and Thomas J. Sargent. 2001. Robust Control and Model Uncertainty. *American Economic Review* 91 (2):60–66.
- . 2005. Robust Estimation and Control under Commitment. *Journal of Economic Theory* 124 (2):258–301.
- . 2007. Recursive Robust estimation and Control without Commitment. *Journal of Economic Theory* 136 (1):1–27.

- . 2008. *Robustness*. Princeton University Press.
- . 2010. Fragile beliefs and the price of uncertainty. *Quantitative Economics* 1:129–162.
- . 2012. Three types of ambiguity. *Journal of Monetary Economics* 59 (5):422–445.
- . 2022. Structured ambiguity and model misspecification. *Journal of Economic Theory* 199 (2):105–165.
- Hansen, Lars Peter, Thomas J. Sargent, Gauhar Turmuhambetova, and Noah Williams. 2006. Robust Control and Model Misspecification. *Journal of Economic Theory* 128:45–90.
- Hansen, Lars Peter, John Heaton, Junghoon Lee, and Nikolai Roussanov. 2007. Intertemporal Substitution and Risk Aversion. *Handbook of Econometrics* 6A.
- Holmes, Mark H. 1996. *Introduction to Perturbation Methods*. Springer-Verlag.
- Ilut, Cosmin and Martin Schneider. 2023. Ambiguity. *Handbook of Economic Expectations* 749–777.
- Ilut, Cosmin L. and Martin Schneider. 2014. Ambiguous business cycles. *American Economic Review* 104 (8):2368–99.
- Ju, Nengjiu and Jianjun Miao. 2012. Ambiguity, learning and asset returns. *Econometrica* 80 (2):559–591.
- Judd, Kenneth L. 1998. *Numerical Methods in Economics*. MIT Press.
- Karantounias, Anastasios G. 2013. Managing pessimistic expectations and fiscal policy. *Theoretical Economics* 8 (1):193–231.
- . 2020. Doubts about the model and optimal policy. Federal Reserve Bank of Atlanta Working Paper 2020-12.
- Keane, Michael and Richard Rogerson. 2012. Micro and Macro Labor Supply Elasticities: A Reassessment of Conventional Wisdom. *Journal of Economic Literature* 50 (2):464–476.
- Kehoe, Timothy J. and David K. Levine. 1993. Debt-constrained asset markets. *Review of Economic Studies* 60 (4):865–888.
- Keilson, Julian and Adri Kester. 1977. Monotone matrices and monotone Markov processes. *Stochastic Processes and their Applications* 5:231–241.
- Klibanoff, Peter, Massimo Marinacci, and Sujoy Mukerji. 2005. A smooth model of decision making under ambiguity. *Econometrica* 73 (6):1849–1892.

- Kogan, Leonid and Raman Uppal. 2002. Risk Aversion and Optimal Portfolio Policies in Partial and General Equilibrium Economies. Mimeo, Sloan School of Management and London Business School.
- Kwon, Hyosung and Jianjun Miao. 2017. Three types of robust Ramsey problems in a linear-quadratic framework. *Journal of Economic Dynamics and Control* 76:211–231.
- Lucas, Robert Jr. and Nancy L. Stokey. 1983. Optimal fiscal and monetary policy in an economy without capital. *Journal of Monetary Economics* 12 (1):55–93.
- Luo, Yulei, Jun Nie, and Eric R. Young. 2014. Model uncertainty and intertemporal tax smoothing. *Journal of Economic Dynamics and Control* 45:289–314.
- Marcet, Albert and Ramon Marimon. 2019. Recursive Contracts. *Econometrica* 87 (5):1589–1631.
- Marcet, Albert and Andrew Scott. 2009. Debt and deficit fluctuations and the structure of bond markets. *Journal of Economic Theory* 144 (2):473–501.
- Michelacci, Claudio and Luigi Paciello. 2020. Ambiguous policy announcements. *Review of Economic Studies* 87 (5):2356–2398.
- . 2023. Ambiguity aversion and heterogeneity in household’s beliefs. *American Economic Journal: Macroeconomics* Forthcoming.
- Molavi, Pooya. 2019. Macroeconomics with Learning and Misspecification: A General Theory and Applications. Mimeo, Massachusetts Institute of Technology.
- Orlik, Anna and Ignacio Presno. 2018. On credible monetary policies under model uncertainty. Mimeo, Board of Governors of the Federal Reserve System.
- Orphanides, Athanasios and John C. Williams. 2007. Robust monetary policy with imperfect knowledge. *Journal of Monetary Economics* 54:1406–1435.
- Pouzo, Demian and Ignacio Presno. 2016. Sovereign Default Risk and Uncertainty Premia. *American Economic Journal: Macroeconomics* 8 (3):230–66.
- Strzalecki, Tomasz. 2011. Axiomatic Foundations of Multiplier Preferences. *Econometrica* 79 (1):47–73.
- Tallarini, Thomas D. Jr. 2000. Risk-sensitive real business cycles. *Journal of Monetary Economics* 45 (3):507–532.
- Tetlow, Robert J. 2015. Real-Time Model Uncertainty in the United States: ‘Robust’ Policies Put to the Test. *International Journal of Central Banking* 11 (1):113–155.

- Tetlow, Robert J. and Peter von zur Muehlen. 2001. Robust Monetary Policy with Misspecified Models: Does Model Uncertainty always Call for Attenuated Policy? *Journal of Economic Dynamics and Control* 25:911–949.
- Woodford, Michael. 2003. *Interest and Prices: Foundations of a Theory of Monetary Policy*. Princeton University Press: Princeton.
- . 2010. Robustly Optimal Monetary Policy with Near-Rational Expectations. *American Economic Review* 100 (1):274–303.

Doubts about the model and optimal policy

Anastasios G. Karantounias¹

April 2, 2023

Online Appendix (not for publication)

Keywords: Model uncertainty; ambiguity aversion; robustness; multiplier preferences; optimal policy design; managing expectations.

JEL classification: D80;E52; E61;E62; H21; H63.

¹School of Economics, University of Surrey, Guildford, Surrey, GU2 7XH, United Kingdom. Email: a.karantounias@gmail.com

B Optimal policy in a general framework

Contents

B.1 Preliminaries	3
B.2 Full confidence in the model	3
B.3 Optimal policy with full confidence in the model	5
B.4 Doubts about the model	6
B.5 Optimal policy with doubts about the model	8
B.6 Mitigation or amplification of worst-case beliefs	10
B.6.1 Correlation with good shocks and the shadow value of the constraints	11
B.6.2 On the sign of the multipliers	12
B.7 Lagrangians of the policy problems	14

B.1 Preliminaries

In this appendix, we consider a general framework where a Stackelberg leader (interchangeably policymaker) faces some abstract *forward-looking* constraints that capture the optimizing behavior of the follower (interchangeably private sector). We follow the lead of [Marcet and Marimon \(2019\)](#) in the way we formalize forward-looking constraints, which allows us to consider several cases of interest. Both the leader and the follower may doubt the probability model of exogenous uncertainty. To focus on the design of optimal policy under model uncertainty and to avoid notational clutter, we strip down the framework to the bare essentials: we assume that all relevant variables are one-dimensional and we omit backward-looking variables like capital.²

Let s_t capture the state of nature, which without loss of generality, lives in a finite set \mathbb{S} , and let $s^t = (s_0, s_1, \dots, s_t)$ capture the partial history up to t . The reference probability model is denoted by $\pi_t(s^t)$, and uncertainty is realized at the initial period, so $\pi_0(s_0) \equiv 1$. Let $a_t(s^t)$ denote the action of the policymaker. We think of a_t as the policy *instrument*, or as any variable that the policymaker may affect through its instruments (for example it could be the follower’s consumption). In order to be feasible, actions have to live in a non-empty set $A \subseteq \mathbb{R}$, which may depend on the state s_t , $A(s_t)$. As earlier in the paper, E_t denotes the conditional expectation operator with respect to π .

B.2 Full confidence in the model

To fix ideas, we start with the case of full confidence in π . The policymaker is facing the following generic forward-looking constraints:

$$f^0(a_t, s_t) + \beta E_t x_{t+1} \geq 0, t \geq 0 \tag{B.1}$$

$$x_t = f^1(a_t, s_t) + \beta E_t x_{t+1}, t \geq 1, \tag{B.2}$$

where f^0, f^1 real-valued functions of the action and the exogenous state.³ There are several ways to think of the forward-looking constraints (B.1) and (B.2). At first, note that the variable x_t , which is a measurable function of s^t , captures the *present value* of the non-linear effects of future actions and states through the function f^1 , since, by solving forward (B.2) (henceforth PV) and imposing an asymptotic “no-bubble” condition, we get

²It is easy to incorporate such variables, without adding much though to our understanding of expectation management in policy settings with model uncertainty.

³The functions f^0, f^1 could be indexed by time t , or they could depend on other exogenous parameters. Any such dependence remains implicit in our notation.

$$x_t = E_t \sum_{i=0}^{\infty} \beta^i f^1(a_{t+i}, s_{t+i}). \quad (\text{B.3})$$

For that reason, we will call x_t the ‘forward-looking’ variable. Note that we can use (B.3) to eliminate x_t in (B.1) and work *only* with (B.1). However, it is more convenient for the analysis to separate (B.1) and (B.2). Depending on the application, we can think of (B.1) (henceforth (PC/IC)) as a *participation*, *sustainability* or an *implementability* constraint that involves the optimality conditions of the follower, as encoded in functions f^0 and f^1 . We treat (B.1) as an inequality constraint throughout the analysis, but more generally, we could take it as an equality constraint, i.e. the direction at which the constraint binds could be potentially alternating.

Problem B.1. *The problem of the policymaker is to choose $\{a_t(s^t), x_t(s^t)\}_{t \geq 0, s^t}$ at $t = 0$ to maximize*

$$E_0 \sum_{t=0}^{\infty} \beta^t r(x_t, a_t, s_t) \quad (\text{B.4})$$

subject to (B.1) and (B.2), where $a_t \in A(s_t)$ and s_0 is given.

The real-valued function $r(x_t, a_t, s_t)$ stands for the period return function and can depend on both actions a_t and on x_t . We assume that all relevant functions r, f^0, f^1 are “well behaved”, i.e. continuously differentiable to whatever degree necessary, and that the constraint space is such that a solution to problem B.1 exists. At this level of abstraction, we are not making necessarily any convexity assumptions. We work with the first-order necessary conditions for an interior solution of the problem, assuming that they are sufficient to characterize the problem.

‘LS’ case. Constraints (PC/IC) and (PV) are sufficiently rich to nest several examples in optimal policy design. Of particular interest is the case where we have only *one* (PC/IC) constraint at $t = 0$, and a return function that depends only on the action and the shock, so $r = r(a_t, s_t)$. This case fits the [Lucas and Stokey](#) economy that we used in the text. To see that, set $s_t \equiv g_t$, $a_t \equiv c_t$ and an action set $A(g_t) \equiv [0, 1 - g_t]$. The return function is $r(c_t, g_t) \equiv U(c_t, 1 - c_t - g_t)$. The ‘forward-looking’ variable x_t in (PV) corresponds to debt in marginal utility units, $x_t \equiv U_{c_t} b_t$, and we have $f^1(c, g) \equiv U_c c - U_l(c + g)$. At $t = 0$ we have $f^0(c_0, g_0) \equiv U_{c_0} c_0 - U_{l_0}(c_0 + g_0) - U_{c_0} b_0$.

‘NK’ case. Moreover, forward-looking constraints (PC/IC) and (PV) allow the analysis of other commonly used setups. Assume for example that we have *no* (PC/IC) constraints, and that (PV) holds for $t \geq 0$, i.e. for every period from period *zero* onward. Then, the setup corresponds to a *non-linear* version of the typical framework used for the analysis of optimal monetary policy in

the New-Keynesian tradition. Think for example of x_t as inflation, a_t as the output gap, and the (PV) constraint as the New-Keynesian Phillips curve. If the return function is quadratic in (x_t, a_t) and the f^1 function linear in a_t , then the setup is exactly as in [Clarida et al. \(1999\)](#) and [Woodford \(2003\)](#).

‘AA’ case. Lastly, we would could have a situation where we have *multiple* participation or implementability constraints for all $t \geq 0$, but a return function of the policymaker that does *not* depend on the variable x_t , so $r = r(a_t, s_t)$. This would match the environment of [Aguiar and Amador \(2016\)](#), who analyze issues of limited commitment à la [Kehoe and Levine \(1993\)](#) in open economies, and call [\(B.1\)](#) *sovereign* constraints.⁴

B.3 Optimal policy with full confidence in the model

With full confidence in the model, the policymaker is determining the behavior of the forward-looking follower by affecting *expectations* of x_{t+1} , $E_t x_{t+1}$, through the choice of *future* actions a_{t+i} , $i \geq 1$, as demonstrated by [\(B.3\)](#). To see that, assign multipliers $\beta^t \pi_t \Phi_t(s^t)$ and $\beta^t \pi_t \psi_t(s^t)$ on constraints [\(B.1\)](#) and [\(B.2\)](#) respectively. The first-order necessary condition for a_t , $t \geq 0$ takes the form

$$r_a(x_t, a_t, s_t) + \underbrace{\Phi_t f_a^0(a_t, s_t)}_{\text{direct effect on PC/IC}} + \underbrace{\psi_t f_a^1(a_t, s_t)}_{\text{direct effect on PV}} = 0. \quad (\text{B.5})$$

Besides calculating the direct marginal benefit or cost of action a , r_a , the policymaker takes into account how actions affect the (PC/IC) and (PV) constraints through f^0 and f^1 , with respective shadow values $\Phi_t \geq 0$ and ψ_t . The law of motion of ψ_t is given by the first-order condition with respect to x_t , $t \geq 1$,

$$\psi_t = \underbrace{r_x(x_t, a_t, s_t)}_{\text{direct benefit/cost}} + \underbrace{\Phi_{t-1}}_{\text{old promise through (PC/IC)}} + \underbrace{\psi_{t-1}}_{\text{old promise through (PV)}}, t \geq 1 \quad (\text{B.6})$$

with initial condition $\psi_0 \equiv 0$.⁵ As expected, the shadow value ψ_t is determined by the direct benefit/cost of changing x_t (r_x), and by taking into account how changes in current x_t affect *previous* expectations at $t - 1$ for period t , through the (PC/IC) constraint (Φ_{t-1}), and through the (PV) constraint (ψ_{t-1}). Solving [\(B.6\)](#) backwards, we get

⁴Thus, our three cases correspond respectively to 1, 0 or infinite (PC/IC) constraints.

⁵The first-order condition with respect to x_0 is $r_x(x_0, a_0, s_0) = 0$.

$$\psi_t = \sum_{i=1}^t r_{x,i} + \sum_{i=0}^{t-1} \Phi_i, t \geq 1. \quad (\text{B.7})$$

Thus, under the commitment protocol that we are using, ψ_t *cumulates* the direct marginal benefits and costs and the shadow value of all *past* promises from the initial period up to $t - 1$, reflecting how the policymaker manipulates the expectations of the follower through the choice of future actions. Plugging (B.7) in (B.5) hammers this point home.

The law of motion (B.6) nests several interesting cases. For the ‘LS’ case we have $\Phi_t = 0 \forall t \geq 1$ and $r_x = 0$. Then, (B.6) implies that for $t \geq 1$ we have $\psi_t = \psi_{t-1} = \dots = \Phi_0 + \psi_0 = \Phi_0$, since $\psi_0 = 0$.⁶ For the ‘NK’ case we have $\Phi_t = 0 \forall t$ and the law of motion of ψ_t , which holds now for $t \geq 0$, becomes

$$\psi_t = r_x(x_t, a_t, s_t) + \psi_{t-1}, \quad (\text{B.10})$$

with $\psi_{-1} \equiv 0$, so $\psi_t = \sum_{i=0}^t r_{x,i}$. Finally, for the ‘AA’ case we have $r_x = 0$, so (B.7) becomes $\psi_t = \sum_{i=0}^{t-1} \Phi_i$. In that case, ψ_t just cumulates the past multipliers on the (PC/IC) constraints up to $t - 1$.

B.4 Doubts about the model

Consider now an environment where the leader and the follower are afraid that the probability model π is misspecified. We use the same martingale machinery and notation as in section 2.2 to capture the alternative probability models of the leader, (N, n) , and the follower, (M, m) , with initial values $N_0 = M_0 \equiv 1$. Asterisks are used to denote the worst-case models. We utilize the multiplier preferences of Hansen and Sargent (2001) with respective penalty parameters $\theta_R > 0$ and $\theta_A > 0$. We can get back to the full confidence case when the penalty parameters become infinite.

Constraints (PC/IC) and (PV) are thought of as containing optimizing behavior on the side of the follower. The fear of model misspecification enters through the formation of *expectations*. In the background, we have in mind a follower with preferences that are characterized by the following

⁶Similarly, condition (B.5) becomes

$$a_t, t \geq 1 : \quad r_a(x_t, a_t, s_t) + \Phi_0 f_a^1(a_t, s_t) = 0 \quad (\text{B.8})$$

$$a_0 : \quad r_a(x_t, a_0, s_0) + \Phi_0 f_a^0(a_0, s_0) = 0, \quad (\text{B.9})$$

showing that the optimality condition at $t = 0$ is different, due to the fact that there are no old promises that have to be kept.

recursion⁷

$$V_t = u(x_t, a_t, s_t) + \beta \min_{m_{t+1} \geq 0} [E_t m_{t+1} V_{t+1} + \theta_A \varepsilon_t(m_{t+1})], \quad (\text{B.11})$$

subject to $E_t m_{t+1} = 1$, where $\varepsilon_t(m_{t+1})$ the conditional relative entropy defined in (7). The period return function of the follower can depend on (x_t, a_t, s_t) , similarly to the return function of the leader, r . As usual, the worst-case conditional likelihood ratio of the follower is given by

$$m_{t+1}^* = \frac{\exp(\sigma_A V_{t+1})}{E_t \exp(\sigma_A V_{t+1})}, \quad (\text{B.12})$$

where $\sigma_A \equiv -1/\theta_A \leq 0$, with an indirect risk-sensitive utility recursion

$$V_t = u(x_t, a_t, s_t) + \frac{\beta}{\sigma_A} \ln E_t \exp(\sigma_A V_{t+1}). \quad (\text{B.13})$$

As expected, the follower's worst-case model assigns high probability on events that bear low utility V_{t+1} . If necessary, we can construct the worst-case unconditional likelihood ratio recursively from $M_t^* = m_t^* M_{t-1}^*$, $M_0 \equiv 1$.

The worst-case beliefs m_{t+1}^* alter the formation of expectations in (B.1) and (B.2):

$$f^0(a_t, s_t) + \beta E_t m_{t+1}^* x_{t+1} \geq 0, t \geq 0 \quad (\text{B.14})$$

$$x_t = f^1(a_t, s_t) + \beta E_t m_{t+1}^* x_{t+1}, t \geq 1. \quad (\text{B.15})$$

The fact that the worst-case beliefs of the follower are *endogenous* generates again a motive for pessimistic expectation management on the side of the leader. Hence, a leader that also doubts the model solves the following problem.

Problem B.2. *The problem of a policymaker who doubts the model with penalty parameter θ_R and faces a follower who doubts the model with penalty parameter θ_A is to choose at $t = 0$ $\{a_t(s^t), x_t(s^t)\}_{t \geq 0, s^t}$ and $\{m_t^*(s^t), V_t(s^t)\}_{t \geq 1, s^t}$ to maximize*

$$\min_{n_{t+1} \geq 0, N_t \geq 0} E_0 \sum_{t=0}^{\infty} \beta^t N_t [r(x_t, a_t, s_t) + \beta \theta_R \varepsilon_t(n_{t+1})] \quad (\text{B.16})$$

subject to (B.14) and (B.15), where the worst-case beliefs of the follower are determined by (B.12)

⁷This is just the equivalent recursive representation of the multiplier preferences we used in (4).

and (B.13), actions are feasible, $a_t \in A(s_t)$, (N, n) satisfy $N_{t+1} = n_{t+1}N_t$, $N_0 \equiv 1$, $E_t n_{t+1} = 1$, and s_0 is given.

B.5 Optimal policy with doubts about the model

Disagreement and paternalism. Consider first the worst-case beliefs of the policymaker in problem B.2. We have

$$n_{t+1}^* = \frac{\exp(\sigma_R W_{t+1})}{E_t \exp(\sigma_R W_{t+1})}, \quad (\text{B.17})$$

where $\sigma_R \equiv -1/\theta_R \leq 0$ and W_t the leader's indirect utility, which follows recursion

$$W_t = r(x_t, a_t, s_t) + \frac{\beta}{\sigma_R} \ln E_t \exp(\sigma_R W_{t+1}). \quad (\text{B.18})$$

The unconditional worst-case likelihood ratio of the policymaker is given by $N_{t+1}^* = n_{t+1}^* N_t^*$, $N_0 \equiv 1$.

Using (B.12) and (B.17), we can form the *ratio* of the conditional worst-case beliefs, m_t^*/n_t^* . Consequently, we can generate the unconditional belief ratio, $\Lambda_t = \frac{m_t^*}{n_t^*} \Lambda_{t-1}$, $\Lambda_0 \equiv 1$. In contrast to the analysis in the text, the worst-case beliefs of the leader (B.17) can differ from the worst-case beliefs of the follower (B.12) due to differences *either* in ambiguity attitude ($\sigma_R \neq \sigma_A$), *or* in return functions ($r \neq u$). This richer setup implies that the case of a *benevolent* leader requires *both* $\sigma_R = \sigma_A$ and $r = u$. Turning now to optimal policy with doubts about the model, we have the following proposition.

Proposition B.1. (“Managing pessimistic expectations in the general framework”) *Let the multipliers $\tilde{\Phi}_t$ and $\tilde{\psi}_t$ denote the scaled (with the worst-case beliefs of the policymaker N_t^*) multipliers on (B.14) and (B.15) respectively. Let $\tilde{\xi}_t$ denote the scaled multiplier on the utility recursion of the follower (B.13).⁸*

- The optimality condition for actions $a_t, t \geq 0$ is

$$r_a(x_t, a_t, s_t) + \underbrace{\tilde{\xi}_t u_a(x_t, a_t, s_t)}_{\text{direct effect of } a_t \text{ on } V_t} + \tilde{\Phi}_t f_a^0(a_t, s_t) + \tilde{\psi}_t f_a^1(a_t, s_t) = 0. \quad (\text{B.19})$$

- The law of motion of $\tilde{\psi}_t$ takes the form

⁸We scale with N_t^* as a matter of convenience. We could leave the multipliers unscaled, or scale them with M_t^* , altering the respective optimality conditions.

$$\tilde{\psi}_t = r_x(x_t, a_t, s_t) + \underbrace{\tilde{\xi}_t u_x(x_t, a_t, s_t)}_{\text{direct effect of } x_t \text{ on } V_t} + \frac{m_t^*}{n_t^*} (\tilde{\Phi}_{t-1} + \tilde{\psi}_{t-1}), t \geq 1, \quad (\text{B.20})$$

with initial value $\tilde{\psi}_0 = 0$.

- The law of motion of $\tilde{\xi}_t$ takes the form

$$\tilde{\xi}_t = \sigma_A \frac{m_t^*}{n_t^*} \underbrace{(x_t - E_{t-1} m_t^* x_t)}_{\text{net value of decreasing } m_t^*} (\tilde{\Phi}_{t-1} + \tilde{\psi}_{t-1}) + \frac{m_t^*}{n_t^*} \tilde{\xi}_{t-1}, \quad (\text{B.21})$$

with $\tilde{\xi}_0 = 0$. The multiplier $\tilde{\xi}_t$ is a martingale with respect to the policymaker's beliefs $\pi_t \cdot N_t^*$, with average value zero, and is obviously zero $\forall t$ if the follower had no doubts about the model ($\sigma_A = 0$).

Proof. See the last section B.7 for the formulation of the Lagrangian and the derivation of the respective first-order conditions. Contrasting (B.19) and (B.20) to (B.5) and (B.6) respectively, we see that the policymaker has also to take into account how a_t and x_t affect directly utility V_t (through u) and therefore the beliefs of the follower, with shadow value $\tilde{\xi}_t$. \square

Discussion. Model uncertainty on the side of the follower shows up in the *worst-case* expectation $E_t m_{t+1}^* x_{t+1}$ in the forward-looking constraints (B.14) and (B.15) that the leader is facing. Hence, in addition to the traditional managing of future expectations of x_{t+1} through future actions that we saw in the previous section, the policymaker is affecting also the endogenous *probability mass* m_{t+1}^* that the follower assigns on a particular history.

The incentives of the policymaker about pessimistic expectation management are captured by $\tilde{\xi}_t$, which has now a law of motion (B.21) that is the *generalization* of (34) in the text. Intuitively, the benefit of increasing the mass on some history s^{t+1} should depend obviously on $x_{t+1}(s^{t+1})$, since now this particular realization has higher probability in the eyes of the follower, and on the shadow value of the forward-looking constraints (B.14) and (B.15), which may now get relaxed or tightened. This shadow value is obviously captured by the multipliers $\tilde{\Phi}_t$ and $\tilde{\psi}_t$ and this is exactly what we show in section B.7: the shadow value of increasing m_{t+1}^* is equal to $x_{t+1} \cdot (\tilde{\Phi}_t + \tilde{\psi}_t)$. Of course, states are interconnected, since probabilities have to integrate to unity, leading us to consider the *net* shadow value of increasing m_{t+1}^* in (B.21).

Thus, the pessimistic expectation management in the general setup depends on the value of x_t *relative* to its average value, $E_{t-1} m_t^* x_t$, and on the *sign* of the sum of the multipliers $\tilde{\Phi}_{t-1} + \tilde{\psi}_{t-1}$, which cumulate the shadow value of old promises, as we can see in (B.20). For example, if

$\tilde{\Phi}_{t-1} + \tilde{\psi}_{t-1} > 0$, (B.21) implies that the policymaker has an incentive to increase the follower's probability mass (by reducing V_t) at states for which x_t is, relatively to its average value, *high*. This way the policymaker relaxes the forward-looking constraints (B.14) and (B.15). Similarly, if the sum of the multipliers were negative, $\tilde{\Phi}_{t-1} + \tilde{\psi}_{t-1} < 0$, then there would be an incentive for the leader to make the follower assign high probability on states of the world for which x_t is relatively *low*.

Depending on the particular application, we can provide an economic interpretation to the *direction* of relaxation of the forward-looking constraints (B.14) and (B.15), captured by the positivity or negativity of the sum of the multipliers. *Independent* of the application, one lesson is clear: the policymaker has always an incentive to manipulate the follower's worst-case beliefs in the most *beneficial* way, so that the forward-looking constraints are *relaxed*.

B.6 Mitigation or amplification of worst-case beliefs

To talk about mitigation or amplification of the follower's worst-case beliefs in the general framework, assume without loss of generality that the follower's utility is increasing in s_t , everything else equal, so that a high s captures 'good' times and a low s captures 'bad' times. We use a similar definition of mitigation or amplification of the follower's worst-case beliefs as in the text, adjusting it properly for the fact that high shocks now are 'good'.

Definition 4. *Fix the history of shocks s^{t-1} and assume without loss of generality that s_t takes two values, $s_H > s_L$. Let $y_t(i)$ denote $y_t(s^{t-1}, s_t = s_i)$, $i = L, H$, for a generic random variable y_t . We say that the policymaker mitigates (amplifies) the follower's worst-case beliefs if $\tilde{\xi}_t(H) < (>) \tilde{\xi}_t(L)$.*

A shadow value of the follower's utility that is lower in good times and higher in bad times captures the policymaker's incentives to reduce the follower's utility in good times and increase it in bad times. The opposite logic holds for amplification. We can draw the following conclusions from the law of motion (B.21) when $\tilde{\xi}_{t-1}$ is at its average value, which is *zero*, or when the discrepancy in beliefs between leader and follower is *absent*.

Proposition B.2. (*'Mitigation or amplification in the general framework'*)

- Fix the history of shocks s^{t-1} and assume that $\tilde{\Phi}_{t-1} + \tilde{\psi}_{t-1} > 0$.
 - a) Assume that $\tilde{\xi}_{t-1} = 0$.
 - * If $x_t(H) > x_t(L)$, then $\tilde{\xi}_t(H) < 0 < \tilde{\xi}_t(L)$, so the policymaker wants to mitigate the worst-case beliefs of the follower.
 - * If $x_t(H) < x_t(L)$, then $\tilde{\xi}_t(H) > 0 > \tilde{\xi}_t(L)$, so the policymaker wants to amplify the worst-case beliefs of the follower.

b) Assume that either the policymaker is not paternalistic (so $\sigma_R = \sigma_A$ and $r = u$) or that (σ_R, σ_A) and $(W_t(H), V_t(H))$ are such that $m_t^*(H) = n_t^*(H)$, so the worst-case beliefs of the policymaker and the follower happen to be the same.

* If $x_t(H) > x_t(L)$, then $\tilde{\xi}_t(H) < \tilde{\xi}_{t-1} < \tilde{\xi}_t(L)$, so the policymaker wants to mitigate the worst-case beliefs of the follower.

* If $x_t(H) < x_t(L)$, then $\tilde{\xi}_t(H) > \tilde{\xi}_{t-1} > \tilde{\xi}_t(L)$, so the policymaker wants to amplify the worst-case beliefs of the follower.

- Fix the history of shocks s^{t-1} and assume that $\tilde{\Phi}_{t-1} + \tilde{\psi}_{t-1} < 0$. The inequalities in the conclusions of (a) and (b) hold in the opposite direction, reversing therefore the statements about mitigation and amplification of beliefs.

Proof. Use the law of motion of $\tilde{\xi}_t$ in (B.21). The result follows. □

B.6.1 Correlation with good shocks and the shadow value of the constraints

Proposition B.2 makes transparent that the pessimistic expectation management depends *both* on the conditional dependence of x_t on the shocks *and* on the sign of the sum of the multipliers. In short, if the sum of the multipliers is positive (so that constraints are relaxed with increases in x) and there is (to first order) a positive (negative) *correlation* of x with *good* shocks, then the policymaker wants to mitigate (amplify) the worst-case beliefs of the follower, making it assign a higher probability on good (bad) times, since this relaxes the constraints. If the sum of the multipliers were negative, and the correlation of x with good shocks is positive (negative), then the policymaker amplifies (mitigates) the worst-case beliefs of the follower. Table B.1 summarizes conveniently this result. Depending on the application in hand, the sign of the conditional correlation with shocks may depend on the value of parameters, or may be changing over time as a function of the *history* of shocks s^{t-1} , properly captured by the respective *state* variables of the commitment problem.

Table B.1: Optimal management of the follower's beliefs.

	Correlation of x with good shocks	
	positive	negative
Sum of multipliers ($\tilde{\Phi} + \tilde{\psi}$)		
positive	Mitigate	Amplify
negative	Amplify	Mitigate

This table summarizes the conclusions of proposition B.2.

B.6.2 On the sign of the multipliers

To delve deeper into the sign of the multipliers, solve backwards the law of motion of $\tilde{\psi}_t$ (B.20) to get

$$\tilde{\psi}_t = \Lambda_t \sum_{i=1}^t \frac{r_{x,i} + \tilde{\xi}_i u_{x,i}}{\Lambda_i} + \Lambda_t \sum_{i=0}^{t-1} \frac{\tilde{\Phi}_i}{\Lambda_i}, t \geq 1, \quad (\text{B.22})$$

where $\tilde{\psi}_0 \equiv 0$. Therefore, the sum of the multipliers that enters (B.21) becomes

$$\tilde{\Phi}_t + \tilde{\psi}_t = \underbrace{\Lambda_t \sum_{i=1}^t \frac{r_{x,i} + \tilde{\xi}_i u_{x,i}}{\Lambda_i}}_{+/-} + \underbrace{\Lambda_t \sum_{i=0}^t \frac{\tilde{\Phi}_i}{\Lambda_i}}_{+}, t \geq 1. \quad (\text{B.23})$$

The sum of multipliers has *two* components: a) the *cumulative* marginal benefit or cost to the policymaker r_x , together with the shadow value of the cumulative effect of affecting the worst-case beliefs of the follower through changes in x , ($\tilde{\xi}_t u_x$) b) the *cumulative* effect of relaxing the forward-looking PC/IC constraints. The sign of the first component in (B.23) can be positive or negative depending on the signs of r_x and u_x . Even if we did restrict the signs of the derivatives, the multiplier $\tilde{\xi}_t$ can still be positive or negative with mean value zero, so the sign of the first component still remains unclear. The second component in (B.23) is necessarily non-negative, since $\tilde{\Phi}_t \geq 0, \forall t$. Consider now our three cases.

‘LS’ case. In that case there is only one (PC/IC) constraint (B.14) at $t = 0$ and *both* the policymaker’s and the follower’s return criterion are independent of x_t . Thus, we have $\tilde{\Phi}_t = 0, \forall t \geq 1$ and $r_x = u_x = 0$. From (B.23) we get that the sum of multipliers for $t \geq 1$ is $\tilde{\Phi}_t + \tilde{\psi}_t = \tilde{\psi}_t = \Lambda_t \tilde{\Phi}_0 = \Lambda_t \Phi_0$ since $\tilde{\Phi}_0 = \Phi_0$ (recall that $N_0 = 1$). At $t = 0$ we have $\tilde{\Phi}_0 + \tilde{\psi}_0 = \Phi_0$, since $\tilde{\psi}_0 = 0$. Thus, we are in the case of a *positive* sum of multipliers for all $t \geq 0$, and the first part of proposition B.2 becomes relevant. The policymaker wants to increase the probability mass on states at which x_t is relatively high. Thus, the mitigation or amplification of beliefs depends in the ‘LS’ case *only* on the correlation of x with shocks.

The optimality condition for actions (B.19) becomes⁹

$$r_a(x_t, a_t, s_t) + \tilde{\xi}_t u_a(x_t, a_t, s_t) + \Lambda_t \Phi_0 f_a^1(a_t, s_t) = 0, t \geq 1, \quad (\text{B.24})$$

and the respective law of motion (B.21) simplifies to

⁹The initial period condition is the same as in footnote 6.

$$\tilde{\xi}_t = \sigma_A \frac{m_t^*}{n_t^*} (x_t - E_{t-1} m_t^* x_t) \Lambda_{t-1} \Phi_0 + \frac{m_t^*}{n_t^*} \tilde{\xi}_{t-1}, \tilde{\xi}_0 = 0. \quad (\text{B.25})$$

Note how the unconditional belief ratio Λ_t re-appears in the optimality conditions of the ‘LS’ case, capturing effectively the difference in welfare evaluations between policymaker and follower, as in the text. If we further assume that the two return functions are the same, $r = u$ (but σ_R potentially different than σ_A), we have exactly the setup of the fiscal policy application.¹⁰

Discussion. We can re-interpret now the results about mitigation or amplification of the household’s beliefs in the main text of the paper. The respective multiplier on the implementability constraint is the marginal cost of taxation, which is positive. Hence, the mitigation or amplification will depend only on the correlation of the forward-looking variable x_t with the ‘good’ shocks, a result that holds more generally for setups that fit the ‘LS’ case. Recall that for the fiscal policy application we have $x_t = U_{ct} b_t$, so (B.25) is the same as (34). The ‘good’ shocks are *low* spending shocks, so a positive correlation of debt in marginal utility units with the good shocks translates to a *negative* correlation of $U_{ct} b_t$ with g_t . This is exactly the criterion for mitigation that we found in the text. Proposition 2 characterizes the conditions necessary to determine the sign of this correlation.

‘NK’ case. Consider now the case without (PC/IC) constraints, and the respective PV constraints (B.15) holding for $t \geq 0$. We have $\tilde{\Phi}_t = 0, \forall t \geq 0$, $\tilde{\psi}_{-1} \equiv 0$, and (B.23), which holds now for $t \geq 0$, becomes

$$\tilde{\Phi}_t + \tilde{\psi}_t = \tilde{\psi}_t = \Lambda_t \sum_{i=0}^t \frac{r_{x,i} + \tilde{\xi}_i u_{x,i}}{\Lambda_i}. \quad (\text{B.26})$$

The interesting feature of the ‘NK’ case is that the sign of the multiplier $\tilde{\psi}_t$ depends now on the details of the application.¹¹ Therefore, the amplification or mitigation of beliefs depends both on the sign of the multipliers and on the correlation of x with shocks. Signing the derivatives r_x and u_x may not be necessarily straightforward. For example, if we had a New-Keynesian model, r_x can be positive or negative depending on where inflation is relative to the target and this may be changing over time depending on the history of shocks s^{t-1} .¹²

¹⁰The formula for the optimal tax rate in proposition 1 is derived effectively by expressing (B.24) in terms of the policy instrument for the case of $r = u$.

¹¹Note that depending on the application, the return functions can be the same or different. For example, in Benigno and Paciello (2014) the firm is owned by the household, leading to a setup where $r = u$ is natural. Otherwise, we could have a u that reflects the profits of the price-setter, whereas r may reflect the period utility of the consumer.

¹²In Karantounias (2020), we considered a large firm with market power which is facing a competitive fringe in an

‘AA’ case. Finally, in the case of infinite (PC/IC) constraints and no dependence of the return functions on x , we get from (B.23)

$$\tilde{\Phi}_t + \tilde{\psi}_t = \Lambda_t \sum_{i=0}^t \frac{\tilde{\Phi}_i}{\Lambda_i}. \quad (\text{B.27})$$

Thus, the sum of the multipliers is positive, so we find ourselves in the first row of table B.1, as in the ‘LS’ case. Only the conditional correlation of x_t with the shocks will determine the incentives to mitigate or amplify beliefs in good and bad times.

B.7 Lagrangians of the policy problems

Full confidence. Assign multipliers $\beta^t \pi_t(s^t) \Phi_t(s^t)$ and $\beta^t \pi_t(s^t) \psi_t(s^t)$ on (B.1) and (B.2). The Lagrangian of problem B.1 is

$$\begin{aligned} L = & \sum_{t=0}^{\infty} \beta^t \sum_{s^t} \pi_t(s^t) r(x_t(s^t), a_t(s^t), s_t) \\ & + \sum_{t=0}^{\infty} \beta^t \sum_{s^t} \pi_t(s^t) \Phi_t(s^t) \left[f^0(a_t(s^t), s_t) + \beta \sum_{s_{t+1}} \pi_{t+1}(s_{t+1}|s^t) x_{t+1}(s^{t+1}) \right] \\ & - \sum_{t=0}^{\infty} \beta^t \sum_{s^t} \pi_t(s^t) \psi_t(s^t) \left[x_t(s^t) - f^1(a_t(s^t), s_t) - \beta \sum_{s_{t+1}} \pi_{t+1}(s_{t+1}|s^t) x_{t+1}(s^{t+1}) \right]. \end{aligned}$$

We have included for convenience the respective (PV) constraint for $t = 0$, although it holds for $t \geq 1$. To accommodate that, we set $\psi_0 \equiv 0$. Note that for the ‘NK’ case we would not have constraints (B.1), and constraint (B.2) would actually hold for $t \geq 0$. In that case, the second line in the Lagrangian above would be absent, and we would set $\psi_{-1} \equiv 0$.

Doubts about the model. For convenience, repeat here problem B.2. A policymaker who doubts the model chooses $\{a_t(s^t) \in A(s_t), x_t(s^t)\}_{t \geq 0, s^t}$ and $\{V_t(s^t), m_t^*(s^t)\}_{t \geq 1, s^t}$ to maximize

$$\min_{n_{t+1} \geq 0, N_t \geq 0} \sum_{t=0}^{\infty} \beta^t \sum_{s^t} \pi_t(s^t) N_t(s^t) \left[r(x_t(s^t), a_t(s^t), s_t) + \beta \theta_R \sum_{s_{t+1}} \pi_{t+1}(s_{t+1}|s^t) n_{t+1}(s^{t+1}) \ln n_{t+1}(s^{t+1}) \right]$$

environment of ambiguity about exogenous demand shocks. This application fits the ‘NK’ setup. The correlation of the respective x_t with the ‘good’ demand shocks is *positive*. Under some specific simplifying assumptions, the respective multiplier $\tilde{\psi}_t$ in (B.26) is *negative*, capturing the desire of the large firm to *reduce* the market share of the competitive fringe. Thus, the large firm amplifies the worst-case beliefs of the fringe, according to proposition B.2 and table B.1.

subject to

$$f^0(a_t(s^t), s_t) + \beta \sum_{s_{t+1}} \pi_{t+1}(s_{t+1}|s^t) m_{t+1}^*(s^{t+1}) x_{t+1}(s^{t+1}) \geq 0 \quad (\text{B.28})$$

$$x_t(s^t) = f^1(a_t(s^t), s_t) + \beta \sum_{s_{t+1}} \pi_{t+1}(s_{t+1}|s^t) m_{t+1}^*(s^{t+1}) x_{t+1}(s^{t+1}), t \geq 1 \quad (\text{B.29})$$

$$m_{t+1}^*(s^{t+1}) = \frac{\exp(\sigma_A V_{t+1})}{\sum_{s_{t+1}} \pi_{t+1}(s_{t+1}|s^t) \exp(\sigma_A V_{t+1}(s^{t+1}))}, t \geq 1 \quad (\text{B.30})$$

$$V_t(s^t) = u(x_t(s^t), a_t(s^t), s_t) + \frac{\beta}{\sigma_A} \ln \sum_{s_{t+1}} \pi_{t+1}(s_{t+1}|s^t) \exp(\sigma_A V_{t+1}(s^{t+1})) \quad (\text{B.31})$$

$$N_{t+1}(s^{t+1}) = n_{t+1}(s^{t+1}) N_t(s^t), N_0 \equiv 1 \quad (\text{B.32})$$

$$\sum_{s_{t+1}} \pi_{t+1}(s_{t+1}|s^t) n_{t+1}(s^{t+1}) = 1 \quad (\text{B.33})$$

Assign multipliers $\beta^t \pi_t(s^t) \Phi_t(s^t)$ on (B.28), $\beta^t \pi_t(s^t) \psi_t(s^t)$ on (B.29), $\beta^{t+1} \pi_{t+1}(s^{t+1}) \mu_{t+1}(s^{t+1})$ on (B.30), $\beta^t \pi_t(s^t) \xi_t(s^t)$ on (B.31), $\beta^{t+1} \pi_{t+1}(s^{t+1}) \rho_{t+1}(s^{t+1})$ on (B.32), and $\beta^t \pi_t(s^t) \nu_t(s^t)$ on (B.33). Form the respective Lagrangian:

$$\begin{aligned} L = & \sum_{t=0}^{\infty} \beta^t \sum_{s^t} \pi_t(s^t) N_t(s^t) \left[r(x_t(s^t), a_t(s^t), s_t) + \beta \theta_R \sum_{s_{t+1}} \pi_{t+1}(s_{t+1}|s^t) n_{t+1}(s^{t+1}) \ln n_{t+1}(s^{t+1}) \right] \\ & + \sum_{t=0}^{\infty} \beta^t \sum_{s^t} \pi_t(s^t) \Phi_t(s^t) \left[f^0(a_t(s^t), s_t) + \beta \sum_{s_{t+1}} \pi_{t+1}(s_{t+1}|s^t) m_{t+1}^*(s^{t+1}) x_{t+1}(s^{t+1}) \right] \\ & - \sum_{t=0}^{\infty} \beta^t \sum_{s^t} \pi_t(s^t) \psi_t(s^t) \left[x_t(s^t) - f^1(a_t(s^t), s_t) - \beta \sum_{s_{t+1}} \pi_{t+1}(s_{t+1}|s^t) m_{t+1}^*(s^{t+1}) x_{t+1}(s^{t+1}) \right] \\ & - \sum_{t=0}^{\infty} \beta^t \sum_{s^t} \pi_t(s^t) \beta \sum_{s_{t+1}} \pi_{t+1}(s_{t+1}|s^t) \mu_{t+1}(s^{t+1}) \left[m_{t+1}^*(s^{t+1}) - \frac{\exp(\sigma_A V_{t+1}(s^{t+1}))}{\sum_{s_{t+1}} \pi_{t+1}(s_{t+1}|s^t) \exp(\sigma_A V_{t+1}(s^{t+1}))} \right] \\ & - \sum_{t=0}^{\infty} \beta^t \sum_{s^t} \pi_t(s^t) \xi_t(s^t) \left[V_t(s^t) - u(x_t(s^t), a_t(s^t), s_t) - \frac{\beta}{\sigma_A} \ln \sum_{s_{t+1}} \pi_{t+1}(s_{t+1}|s^t) \exp(\sigma_A V_{t+1}(s^{t+1})) \right] \\ & - \sum_{t=0}^{\infty} \beta^t \sum_{s^t} \pi_t(s^t) \beta \sum_{s_{t+1}} \pi_{t+1}(s_{t+1}|s^t) \rho_{t+1}(s^{t+1}) \left[N_{t+1}(s^{t+1}) - n_{t+1}(s^{t+1}) N_t(s^t) \right] \\ & - \sum_{t=0}^{\infty} \beta^t \sum_{s^t} \pi_t(s^t) \nu_t(s^t) \left[\sum_{s_{t+1}} \pi_{t+1}(s_{t+1}|s^t) n_{t+1}(s^{t+1}) - 1 \right], \end{aligned}$$

with $\psi_0 \equiv 0$, $\xi_0 \equiv 0$ and $N_0 \equiv 1$. For the ‘NK’ case the same comment as in the previous section applies.

As in Appendix A, the minimization with respect to (n, N) (which delivers conditions (B.17)

and (B.18)), has the same structure as the household's minimization problem in the text; we refer again the interested reader to Karantounias (2013) for the details of the derivations. Consider now the optimality conditions of the maximization problem:

$$a_t, t \geq 0 : \quad N_t^* r_a(x_t, a_t, s_t) + \xi_t u_a(x_t, a_t, s_t) + \Phi_t f_a^0(a_t, s_t) + \psi_t f_a^1(a_t, s_t) = 0 \quad (\text{B.34})$$

$$x_t, t \geq 1 : \quad \psi_t = N_t^* r_x(x_t, a_t, s_t) + \xi_t u_x(x_t, a_t, s_t) + m_t^* (\Phi_{t-1} + \psi_{t-1}), \psi_0 = 0 \quad (\text{B.35})$$

$$m_{t+1}^*, t \geq 0 : \quad \mu_{t+1} = x_{t+1} (\Phi_t + \psi_t) \quad (\text{B.36})$$

$$V_t, t \geq 1 : \quad \xi_t = \sigma_A m_t^* [\mu_t - E_{t-1} m_t^* \mu_t] + m_t^* \xi_{t-1}, \xi_0 = 0 \quad (\text{B.37})$$

Define the scaled multipliers $\tilde{\Phi}_t \equiv \Phi_t/N_t^*$, $\tilde{\psi}_t \equiv \psi_t/N_t^*$ and $\tilde{\xi}_t \equiv \xi_t/N_t^*$. Equation (B.36) captures the shadow value of increasing the conditional likelihood ratio m_t^* and is used to eliminate μ_t from (B.37). Rewrite (B.34), (B.35) and (B.37) in terms of the scaled multipliers to get respectively (B.19), (B.20) and (B.21).

C Small-doubts approximation

Contents

C.1	Logic of expansion and some caveats	18
C.2	Proof of lemma 1	19
C.3	Proof of lemma 2	20
C.4	Useful definitions and facts	22
C.4.1	Second-order conditions	22
C.4.2	Optimal wedges and some simplifications	23
C.5	Consumption and labor	24
C.6	Marginal cost of distortionary taxation	26
C.7	Optimal tax rate	28
C.7.1	General utility function	28
C.7.2	Proof of proposition 5 (utility function of example 1)	29
C.8	Debt	30
C.9	Formulas for Markov shocks	33
C.10	Quasi-linear utility	36
C.10.1	No doubts about the model	36
C.10.2	Proof of proposition 3	37
C.10.3	Proof of proposition 4	39

C.1 Logic of expansion and some caveats

We express every endogenous variable (either random or non-random as the multiplier Φ) as function of the parameter vector $\sigma = (\sigma_R, \sigma_A)$. The first-order expansion for a generic variable x_t around $(\sigma_R, \sigma_A) = (0, 0)$ takes the form

$$x_t(g^t, \sigma_R, \sigma_A) \simeq x_t(g^t, 0, 0) + \sigma_R x_{\sigma_R}(g^t, 0, 0) + \sigma_A x_{\sigma_A}(g^t, 0, 0) \quad (\text{C.1})$$

where $x_t(g^t, 0, 0)$ refers to the respective variable in the [Lucas and Stokey \(1983\)](#) economy and $x_{\sigma_i}, i = R, A$, the respective partial derivative. For convenience, we use the notation $x_t(\sigma) \equiv x_t(g^t, \sigma)$ and $x_t^i(\sigma) \equiv x_{\sigma_i}(g^t, \sigma), i = R, A$, with $x_t(0)$ and $x_t^i(0), i = R, A$ the respective evaluation at $\sigma = (0, 0)$.

The [Lucas and Stokey \(1983\)](#) plan is easy to calculate because it is essentially static. This is due to its *history-independence* property for variables like consumption, labor and the tax rate, $x_t(g^t, 0, 0) = x(g_t, 0, 0)$.¹³ The expansion is focused on the calculation of the partial derivatives $x_t^i(0), i = R, A$, which are random variables in most cases. Substantial simplification comes from the fact that, without doubts about the model, the conditional and unconditional likelihood ratios become *unity*, $m_t^*(0) = n_t^*(0) = M_t^*(0) = N_t^*(0) = \Lambda_t(0) = 1$. Furthermore, there is no room for price manipulation through continuation utilities, so $\tilde{\xi}_t(0) = 0$, and the government's and household's utility coincide, $W_t(0) = V_t(0)$, since both the government and the household share the same reference model.

Caveats and caution. We want to draw here some caution on the results of the small-doubts expansion. The optimal plan with model uncertainty is driven by the state variables $(\tilde{\xi}_t, \Lambda_t)$, which summarize the history g^t . In the full-confidence economy these state variables are *constant*, so this type of perturbation is *singular* in the terminology of [Holmes \(1996\)](#). Moreover, the state variables, which are martingales, become random walks in the expansion, as seen in lemmata [1](#) and [2](#). So, in a sense, we approximate a non-stationary economy by using information from the stationary counterpart at $\sigma = (0, 0)$. We are not worried so much about the persistence indicated by the random walk result; this is expected, given the martingale nature of the state variables.¹⁴ More worrisome is the fact that some variables, like the tax rate, will surpass 100% after a sufficiently long time.

How should we use the expansion? For both of the reasons stated in the previous paragraph, we consider the heuristic expansions as valid only for the *short-run*, that is, for a limited number of periods, starting from $t = 0$ (and not from some long-run 'steady state'). This is both to avoid

¹³The history-independence property extends also to debt if we assume Markovian shocks.

¹⁴Note that persistence is also very high in problems where a global solution method is used. See for example [Ferrière and Karantounias \(2019\)](#).

the explosiveness in the long-run, and also to limit the error accumulated from the expansion. To elaborate on the second point, lemma 1 shows that the increment to the multiplier $\tilde{\xi}_t$ is determined by the Lucas and Stokey debt position. But if we had a realization of good shocks over time, which would lead to an increasing amount of debt over time, the full-confidence debt position would not be a good approximation point anymore. Initializing the economy from $t = 0$ and constraining the number of periods deals with these issues.

C.2 Proof of lemma 1

Define for convenience the *innovation* in μ_t (under the household's worst-case measure),

$$\eta_t \equiv \mu_t - E_{t-1} m_t^* \mu_t, \quad (\text{C.2})$$

and rewrite the law of motion of the multiplier $\tilde{\xi}_t$ in (A.8) as

$$\tilde{\xi}_t(\sigma) = \sigma_A \eta_t(\sigma) \Lambda_t(\sigma) + \frac{m_t^*(\sigma)}{n_t^*(\sigma)} \tilde{\xi}_{t-1}(\sigma), \tilde{\xi}_0 \equiv 0$$

Differentiate with respect to σ to get

$$\begin{aligned} \tilde{\xi}_t^R(\sigma) &= \sigma_A [\eta_t^R(\sigma) \Lambda_t(\sigma) + \eta_t(\sigma) \Lambda_t^R(\sigma)] + \frac{m_t^{*R}(\sigma) n_t^* - m_t^*(\sigma) n_t^{*R}(\sigma)}{(n_t^*(\sigma))^2} \tilde{\xi}_{t-1}(\sigma) \\ &\quad + \frac{m_t^*(\sigma)}{n_t^*(\sigma)} \tilde{\xi}_{t-1}^R(\sigma) \end{aligned} \quad (\text{C.3})$$

$$\begin{aligned} \tilde{\xi}_t^A(\sigma) &= \eta_t(\sigma) \Lambda_t(\sigma) + \sigma_A [\eta_t^A(\sigma) \Lambda_t(\sigma) + \eta_t(\sigma) \Lambda_t^A(\sigma)] + \frac{m_t^{*A}(\sigma) n_t^* - m_t^*(\sigma) n_t^{*A}(\sigma)}{(n_t^*(\sigma))^2} \tilde{\xi}_{t-1}(\sigma) \\ &\quad + \frac{m_t^*(\sigma)}{n_t^*(\sigma)} \tilde{\xi}_{t-1}^A(\sigma), \end{aligned} \quad (\text{C.4})$$

with $\tilde{\xi}_0^i \equiv 0, i = R, A$.

Evaluate (C.3) and (C.4) at $\sigma = (0, 0)$ (recalling the unitary likelihood ratios and $\tilde{\xi}_t(0) = 0$ for full confidence in the model) to get

$$\tilde{\xi}_t^R(0) = 0 \quad (\text{C.5})$$

$$\tilde{\xi}_t^A(0) = \eta_t(0) + \tilde{\xi}_{t-1}^A(0) \Rightarrow \tilde{\xi}_t^A(0) = \sum_{i=1}^t \eta_i(0). \quad (\text{C.6})$$

Recall the definition of η_t and the fact that $\mu_t = \Phi U_{ct} b_t$ (from (A.9)) to get

$$\eta_t(0) = \mu_t(0) - E_{t-1}\mu_t(0) = [U_{ct}(0)b_t(0) - E_{t-1}U_{ct}(0)b_t(0)]\Phi(0), \quad (\text{C.7})$$

where $\Phi(0)$ the respective marginal cost of taxation in the full-confidence economy. Use now (C.1) and (C.5)-(C.6) to get $\tilde{\xi}_t = \sigma_A \tilde{\xi}_t^A(0)$. Take first differences to finally get the approximate law in (36).

C.3 Proof of lemma 2

Consider the belief ratio as function of the vector $\sigma \equiv (\sigma_R, \sigma_A)$, $\Lambda_t(\sigma) \equiv \frac{M_t^*(\sigma)}{N_t^*(\sigma)}$. Differentiate with respect to $\sigma_i, i = R, A$ to get

$$\Lambda_t^i(\sigma) = \frac{M_t^{*i}(\sigma)N_t^*(\sigma) - M_t^*(\sigma)N_t^{*i}(\sigma)}{(N_t^*(\sigma))^2}, i = R, A$$

Evaluate at $\sigma = (0, 0)$ to get

$$\Lambda_t^i(0) = M_t^{*i}(0) - N_t^{*i}(0), i = R, A. \quad (\text{C.8})$$

Consider the martingales N_t^* and M_t^* , with laws of motion $N_t^*(\sigma) = n_t^*(\sigma)N_{t-1}^*(\sigma)$ and $M_t^*(\sigma) = m_t^*(\sigma)M_{t-1}^*(\sigma)$, and initial values $N_0 = M_0 \equiv 1$. Differentiate the law of motion of N_t^* with respect to $\sigma_i, i = R, A$

$$N_t^{*i}(\sigma) = n_t^{*i}(\sigma)N_t^*(\sigma) + n_t^*(\sigma)N_{t-1}^{*i}(\sigma), N_0^{*i}(0) \equiv 0, i = R, A.$$

Thus, at $\sigma = (0, 0)$ we get

$$N_t^{*i}(0) = n_t^{*i}(0) + N_{t-1}^{*i}(0), N_0^{*i}(0) \equiv 0, i = R, A \quad (\text{C.9})$$

Repeating exactly the same steps for the martingale M_t^* delivers

$$M_t^{*i}(0) = m_t^{*i}(0) + M_{t-1}^{*i}(0), M_0^{*i}(0) \equiv 0, i = R, A \quad (\text{C.10})$$

Consider now the conditional likelihood ratios (n_t^*, m_t^*) . We have

$$n_t^*(\sigma) = \frac{\exp(\sigma_R W_t(\sigma))}{E_{t-1} \exp(\sigma_R W_t(\sigma))} \quad \text{and} \quad m_t^*(\sigma) = \frac{\exp(\sigma_A V_t(\sigma))}{E_{t-1} \exp(\sigma_A V_t(\sigma))}.$$

The increments $n_t^{*i}(\sigma), m_t^{*i}(\sigma), i = R, A$ to the martingale derivatives are

$$\begin{aligned} n_t^{*R}(\sigma) &= n_t^*(\sigma) [W_t(\sigma) + \sigma_R W_t^R(\sigma) - E_{t-1} n_t^*(\sigma) [W_t(\sigma) + \sigma_R W_t^R(\sigma)]] \\ n_t^{*A}(\sigma) &= \sigma_R n_t^*(\sigma) [W_t^A(\sigma) - E_{t-1} n_t^*(\sigma) W_t^A(\sigma)] \\ m_t^{*R}(\sigma) &= \sigma_A m_t^*(\sigma) [V_t^R(\sigma) - E_{t-1} m_t^*(\sigma) V_t^R(\sigma)] \\ m_t^{*A}(\sigma) &= m_t^*(\sigma) [V_t(\sigma) + \sigma_A V_t^A(\sigma) - E_{t-1} m_t^*(\sigma) [V_t(\sigma) + \sigma_A V_t^A(\sigma)]] \end{aligned}$$

Evaluating now at $\sigma = (0, 0)$ delivers

$$n_t^{*R}(0) = m_t^{*A}(0) = V_t(0) - E_{t-1} V_t(0) \quad (\text{C.11})$$

$$n_t^{*A}(0) = m_t^{*R}(0) = 0 \quad (\text{C.12})$$

Therefore, using (C.11) and (C.12), the unconditional martingale derivatives in (C.9) and (C.10) become

$$M_t^{*A}(0) = N_t^{*R}(0) = \sum_{j=1}^t (V_j(0) - E_{j-1} V_j(0)) \quad (\text{C.13})$$

$$N_t^{*A}(0) = M_t^{*R}(0) = 0 \quad (\text{C.14})$$

Hence, (C.8), (C.13) and (C.14) imply that

$$\Lambda_t^A(0) = M_t^{*A}(0) \quad (\text{C.15})$$

$$\Lambda_t^R(0) = -N_t^{*R}(0) = -M_t^{*A}(0). \quad (\text{C.16})$$

Use now (C.1) to get

$$\Lambda_t = 1 + \sigma_A \Lambda_t^A(0) + \sigma_R \Lambda_t^R(0) = 1 + (\sigma_A - \sigma_R) M_t^{*A}(0). \quad (\text{C.17})$$

Evaluate (C.17) at $t-1$, take differences and use (C.11) for the martingale derivative increment to get (39).

C.4 Useful definitions and facts

C.4.1 Second-order conditions

For the rest, bear in mind the following definitions:

$$K_t(0) \equiv (1 + 2\Phi(0))\Delta(c_t(0)) + \Phi(0) [\Delta'(c_t(0))c_t(0) + \Gamma'(c_t(0))g_t], t \geq 1 \quad (\text{C.18})$$

$$K_0(0) \equiv (1 + 2\Phi(0))\Delta(c_0(0)) + \Phi(0) [\Delta'(c_0(0))c_0(0) + \Gamma'(c_0(0))g_0 - Z'(c_0(0))b_0], \quad (\text{C.19})$$

where

$$\Delta(c_t) \equiv U_{cct} - 2U_{cgt} + U_{llt} < 0 \quad (\text{C.20})$$

$$\Gamma(c_t) \equiv U_{llt} - U_{cgt} \quad (\text{C.21})$$

$$Z(c_t) \equiv U_{cct} - U_{cgt} \quad (\text{C.22})$$

Note that we have already substituted for labor from the resource constraint, so all expressions above should be understood as functions of consumption *only* and in particular of the full-confidence consumption allocation, $c_t(0)$. The term $\Delta(c_t)$ is negative due to the concavity of the period utility function. $\Delta'(\cdot)$ stands for the derivative of the particular expression with respect to consumption. $\Delta'_t(c_t(0))$ denotes the evaluation of the derivative at the consumption of the no doubts economy. The same notational interpretations hold for Γ' , Z' .

Assumption C.1. $K_t(0) < 0, \forall t \geq 0$.

We work under assumption C.1 for the rest of the expansion. We encountered expression $K_t(0)$ for $t > 0$, in Appendix A, where we expressed it equivalently as K_{LS} (which was the expression that $K_{\text{patern.}}$ in (A.24) was reducing to when $\sigma_R = \sigma_A = 0$). We show here that $K_t(0)$ is directly related to the second derivative of the Lagrangian of the problem without doubts about the model and is intimately connected to the sufficient *second-order* conditions of the [Lucas and Stokey](#) problem.

Lemma C.1. *If assumption C.1 holds, then the second-order sufficient conditions of the optimal fiscal policy problem without fear of misspecification are satisfied.*

Proof. Drop the “zero” notation and let $l(c, \Phi) \equiv U(c, 1 - c - g) + \Phi[(U_c(c, 1 - c - g) - U_l(c, 1 - c - g))c - U_l(c, 1 - c - g)g]$ denote the period return in the Lagrangian for the [Lucas and Stokey](#) economy for $t \geq 1$ and let $l^0(c, \Phi, b_0) \equiv U(c, 1 - c - g_0) + \Phi[(U_c(c, 1 - c - g_0) - U_l(c, 1 - c - g_0))c - U_l(c, 1 - c - g_0)g_0 - U_c(c, 1 - c - g_0)b_0]$ denote the respective Lagrangian for $t = 0$. It is easy to see that $l_{cc} = K$ and $l^0_{cc} = K_0$ where K and K_0 the expressions in (C.18) and (C.19). The second-order sufficient conditions require the Hessian of the Lagrangian with respect to $c_t(g^t)$ to be negative definite on the tangent plane of the constraint space defined by $A \equiv \{x : \sum_{t=0}^{\infty} \sum_{g^t} \frac{\partial F(\{c_t\})}{\partial c_t(g^t)} x_t(g^t) = 0\}$,

where $F(\{c\}) \equiv \sum_{t=0}^{\infty} \sum_{g^t} \pi_t(g^t) [(U_c(g^t) - U_l(g^t))c_t(g^t) - U_l(g^t)g_t] - U_{c_0}b_0$, i.e. the implementability constraint (in terms of c_t). All expressions are calculated at $\{c\}$ that is regular and satisfies the first-order conditions. The time separability of the utility function with full confidence in π makes the Hessian diagonal, so the second order conditions take the form $\sum_{t=0}^{\infty} \beta^t \sum_{g^t} K_t(g^t)x_t^2(g^t) < 0$ for all $x \neq 0, x \in A$. It is apparent that they are satisfied if $K_t < 0, \forall t \geq 0$. \square

Utility functions in examples 1 and 2. In Appendix A we showed that Assumption C.1 is satisfied for our two main parametric examples for $t \geq 1$. Considering K_0 in (C.19), we can rewrite it for the separable case as $K_0 = T_0^c - T_0^l$, with $T_0^c = (1 + 2\Phi)U_{cc} + \Phi U_{ccc}(c_0 - b_0)$ and T_0^l the same as for $t \geq 1$, $T_0^l = T^l$, where T^l defined in (A.38). T^l is positive for our two examples. If we have a power utility function in c , we get

$$T_0^c = -\gamma c_0^{-\gamma-1} \left[(1 + \Phi(1 - \gamma + (1 + \gamma)\frac{b_0}{c_0})) \right] \quad (\text{C.23})$$

When $b_0 \geq 0$ we have $T_0^c < 0$ and therefore $K_0 < 0$.¹⁵ We are assuming that even in the case of initial assets $b_0 < 0$, their size is not large enough to violate the $K_0 < 0$ condition.

C.4.2 Optimal wedges and some simplifications

Rewrite the optimal wedge $U_l - U_c$ for $t \geq 1$ (that we encountered in (A.21)), and the respective one for $t = 0$, as

$$U_l - U_c = \frac{\Phi \Lambda_t}{1 + \tilde{\xi}_t + \Phi \Lambda_t} [U_{cc}c_t - U_{cl}(c_t + h_t) + U_{ll}h_t], t \geq 1 \quad (\text{C.24})$$

$$U_{l0} - U_{c0} = \frac{\Phi}{1 + \Phi} [U_{cc0}(c_0 - b_0) - U_{cl0}(c_0 + h_0 - b_0) + U_{ll0}h_0]. \quad (\text{C.25})$$

Use the resource constraint (1) to eliminate labor h_t and rewrite the optimal wedges as

$$U_l - U_c = \frac{\Phi \Lambda_t}{1 + \tilde{\xi}_t + \Phi \Lambda_t} [\Delta(c_t)c_t + \Gamma(c_t)g_t], t \geq 1 \quad (\text{C.26})$$

$$U_{l0} - U_{c0} = \frac{\Phi}{1 + \Phi} [\Delta(c_0)c_0 + \Gamma(c_0)g_0 - Z(c_0)b_0], \quad (\text{C.27})$$

where Δ, Γ, Z defined in (C.20), (C.21) and (C.22) respectively.

¹⁵Note that from the first-order condition (A.6) we get $1 + \Phi(1 - \epsilon_{cc,0}(1 - b_0/c_0) - \epsilon_{ch,0}) = \lambda_0/U_{c0} > 0$, so for the power case we have $1 + \Phi(1 - \gamma + \gamma b_0/c_0) > 0$.

Recall from (A.1) that $\Omega(c, h)$ stands for the government surplus in marginal utility terms. Use the resource constraint to write Ω as function of consumption *only*,

$$\Omega(c) \equiv \Omega(c, c + g) = [U_c(c, 1 - c - g) - U_l(c, 1 - c - g)]c - U_l(c, 1 - c - g)g \quad (\text{C.28})$$

Differentiating with respect to consumption delivers

$$\Omega'(c) = \Delta(c)c + \Gamma(c)g + U_c - U_l \quad (\text{C.29})$$

The change in the surplus of the government $\Omega'()$ will show up repeatedly later. We simplify (C.29) using information from the optimal wedges. Evaluate the optimal wedges (C.26) and (C.27) at the full confidence economy $\sigma = (0, 0)$ and rearrange to get¹⁶

$$\Delta(c_t(0))c_t(0) + \Gamma(c_t(0))g_t = \frac{1 + \Phi(0)}{\Phi(0)}(U_{lt}(0) - U_{ct}(0)) \quad (\text{C.30})$$

$$\Delta(c_0(0))c_0(0) + \Gamma(c_0(0))g_0 - Z(c_0(0))b_0 = \frac{1 + \Phi(0)}{\Phi(0)}(U_{l0}(0) - U_{c0}(0)). \quad (\text{C.31})$$

Using facts (C.30) and (C.31) allows us to write Ω' in (C.29) as

$$\Omega'(c_t(0)) = \frac{U_{lt}(0) - U_{ct}(0)}{\Phi(0)}, t \geq 1 \quad (\text{C.32})$$

$$\Omega'(c_0(0)) = \frac{U_{l0}(0) - U_{c0}(0)}{\Phi(0)} + Z(c_0(0))b_0. \quad (\text{C.33})$$

C.5 Consumption and labor

Result 1. (*'Consumption and labor for small doubts'*) *The partial derivatives of consumption and labor evaluated at the full-confidence allocation are*

$$c_t^R(0) = h_t^R(0) = \frac{U_{lt}(0) - U_{ct}(0)}{K_t(0)} \left[M_t^{*A}(0) - \frac{\Phi^R(0)}{\Phi(0)} \right], t \geq 0 \quad (\text{C.34})$$

$$c_t^A(0) = h_t^A(0) = \frac{U_{lt}(0) - U_{ct}(0)}{K_t(0)} \left[\tilde{\xi}_t^A(0) - M_t^{*A}(0) - \frac{\Phi^A(0)}{\Phi(0)} \right], t \geq 0. \quad (\text{C.35})$$

$\Phi^i(0), i = R, A$ stands for the derivative of the marginal cost of distortionary taxation, and $K_t(0)$ defined in (C.18) and (C.19). Hence, using (C.1), we get

¹⁶ $U_{ct}(0)$ is shorthand for the evaluation of the marginal utility of consumption at the full-confidence allocation. The same interpretation holds for $U_{lt}(0)$.

$$c_t(\sigma) = c_t(0) + \frac{U_{lt}(0) - U_{ct}(0)}{K_t(0)} \left[\sigma_A \tilde{\xi}_t^A(0) + (\sigma_R - \sigma_A) M_t^{*A}(0) - \frac{\sigma_R \Phi^R(0) + \sigma_A \Phi^A(0)}{\Phi(0)} \right]. \quad (\text{C.36})$$

Note the presence of $K_t(0) < 0$ in the determination of the partial derivatives $c_t^i(0), i = R, A$. The term $(U_l - U_c)/K$ that shows up in both expressions depends only on the consumption allocation of [Lucas and Stokey](#) at time t , and therefore only on the realization of the government expenditure shock g_t . Under assumption 1, the tax rate is positive for $t \geq 1$, so $U_l - U_c < 0$, and therefore $(U_l - U_c)/K > 0$.

Expression (C.36) shows that pessimistic expectation management and paternalism affect consumption in the way we expect. A positive innovation in debt in marginal utility units (which increases $\tilde{\xi}_t^A(0)$), increases the tax rate and therefore reduces consumption. Furthermore, if we assume paternalism and the government doubts the model less than the household ($\sigma_R > \sigma_A$), a positive innovation in utility (good times) is associated with less taxes (since the less pessimistic government taxes more bad times and less good times), which increases consumption. A positive innovation in utility would reduce consumption, if $\sigma_R < \sigma_A$.

Proof. From the resource constraint (1), we have $c_t^i(0) = h_t^i(0), i = R, A$. Rewrite the optimal wedge for $t \geq 1$ (C.26) as function of σ ,

$$(U_{lt}(\sigma) - U_{ct}(\sigma))(1 + \tilde{\xi}_t(\sigma) + \Phi(\sigma)\Lambda_t(\sigma)) = \Phi(\sigma)\Lambda_t(\sigma) [\Delta(c_t(\sigma))c_t(\sigma) + \Gamma(c_t(\sigma))g_t] \quad (\text{C.37})$$

Derivatives with respect to σ_R . Differentiate the left-hand side and the right-hand side of (C.37) with respect to σ_R and evaluate at $(\sigma_R, \sigma_A) = (0, 0)$ to get

$$LHS^R(0) = -(1 + \Phi(0))\Delta(c_t(0))c_t^R(0) + (U_{lt}(0) - U_{ct}(0))[\Phi^R(0) - \Phi(0)M_t^{*A}(0)] \quad (\text{C.38})$$

$$RHS^R(0) = [\Phi^R(0) - \Phi(0)M_t^{*A}(0)](\Delta(c_t(0))c_t(0) + \Gamma(c_t(0))g_t) + \Phi(0)[\Delta'(c_t(0))c_t(0) + \Gamma'(c_t(0))g_t + \Delta(c_t(0))]c_t^R(0) \quad (\text{C.39})$$

In deriving these expressions we used the result $\tilde{\xi}_t^R(0) = 0$ from (C.3) and that $\Lambda_t^R(0) = -N_t^{*R}(0) = -M_t^{*A}(0)$ from (C.16). Combining the two sides, collecting the terms that multiply $c_t^R(0)$ and using the definition of $K_t(0)$ in (C.18) delivers

$$c_t^R(0)K_t(0) = [U_{lt}(0) - U_{ct}(0) - (\Delta(c_t(0))c_t(0) + \Gamma(c_t(0))g_t)](\Phi^R(0) - \Phi(0)M_t^{*A}(0)) \quad (\text{C.40})$$

Use now (C.30) to simplify (C.40) and get (C.34).

Derivatives with respect to σ_A . Proceed now to differentiation of the optimal wedge with respect to σ_A . At $\sigma = (0, 0)$ we have

$$\begin{aligned} LHS^A(0) &= -(1 + \Phi(0))\Delta(c_t(0))c_t^A(0) + (U_{lt}(0) - U_{ct}(0))[\tilde{\xi}_t^A(0) + \Phi^A(0) \\ &\quad + \Phi(0)M_t^{*A}(0)] \end{aligned} \quad (C.41)$$

$$\begin{aligned} RHS^A(0) &= [\Phi^A(0) + \Phi(0)M_t^{*A}(0)](\Delta(c_t(0))c_t(0) + \Gamma(c_t(0))g_t) + \Phi(0)[\Delta'(c_t(0))c_t(0) \\ &\quad + \Gamma'(c_t(0))g_t + \Delta(c_t(0))]c_t^A(0), \end{aligned} \quad (C.42)$$

where we used (C.15). Equalize the two sides and collect terms that multiply $c_t^A(0)$ to get

$$\begin{aligned} c_t^A(0)K_t(0) &= (U_{lt}(0) - U_{ct}(0))[\tilde{\xi}_t^A(0) + \Phi^A(0) + \Phi(0)M_t^{*A}(0)] \\ &\quad - (\Phi^A(0) + \Phi(0)M_t^{*A}(0))[\Delta(c_t(0))c_t(0) + \Gamma(c_t(0))g_t] \end{aligned} \quad (C.43)$$

Using (C.30) to simplify (C.43) delivers (C.35).

Initial period. The analysis above used the optimal wedge for $t \geq 1$. The initial period is different due to the possible presence of initial debt b_0 . Write the optimal wedge (C.27) as function of σ ,

$$(1 + \Phi(\sigma))(U_{l0}(\sigma) - U_{c0}(\sigma)) = \Phi(\sigma)\left[\Delta(c_0(\sigma))c_0(\sigma) + \Gamma(c_0(\sigma))g_0 - Z(c_0(\sigma))b_0\right]. \quad (C.44)$$

Differentiating now with respect to (σ_R, σ_A) , evaluating at $\sigma = (0, 0)$ and using fact (C.31) and the definition of $K_0(0)$ in (C.19) delivers $c_0^i(0) = -\frac{U_{l0}(0) - U_{c0}(0)}{K_0(0)} \frac{\Phi^i(0)}{\Phi(0)}$, $i = R, A$, which are the same expressions as in (C.34) and (C.35), since $M_0^{*A} = \tilde{\xi}_0^A = 0$. □

C.6 Marginal cost of distortionary taxation

Result 2. (“Marginal cost of distortionary taxation for small doubts”)

The partial derivatives of the marginal cost of taxation at $\sigma = (0, 0)$ are

$$\Phi^R(0) = \frac{\Phi(0)E_0 \sum_{t=0}^{\infty} \beta^t z_t(0) M_t^{*A}(0)}{E_0 \sum_{t=0}^{\infty} \beta^t z_t(0)} \quad (C.45)$$

$$\Phi^A(0) = \frac{\Phi(0)^2 E_0 \sum_{t=0}^{\infty} \beta^t M_t^{*A}(0) \Omega(c_t(0)) + \Phi(0) E_0 \sum_{t=0}^{\infty} \beta^t z_t(0) [\tilde{\xi}_t^A(0) - M_t^{*A}(0)]}{E_0 \sum_{t=0}^{\infty} \beta^t z_t(0)}, \quad (C.46)$$

where

$$z_t(0) \equiv \frac{(U_{lt}(0) - U_{ct}(0))^2}{K_t(0)}, \quad (\text{C.47})$$

and $\Omega(\cdot)$ defined in (C.28). Thus, we get

$$\Phi(\sigma) = \Phi(0) + \sigma_R \Phi^R(0) + \sigma_A \Phi^A(0). \quad (\text{C.48})$$

Proof. The partial derivatives Φ^i show up in the calculation of the approximate consumption and labor, (C.34) and (C.35). Note that, in contrast to the other derivatives that we considered, Φ^i are not random (because the multiplier Φ is non-stochastic). Rewrite the implementability constraint (22) as

$$E_0 \sum_{t=0}^{\infty} \beta^t M_t^*(\sigma) \Omega(c_t(\sigma)) = U_{c0}(\sigma) b_0. \quad (\text{C.49})$$

Proceeding with differentiation and evaluation at $\sigma = (0, 0)$, and using (C.13) and (C.14), we get

$$\begin{aligned} \sigma_R : \quad & E_0 \sum_{t=0}^{\infty} \beta^t \Omega'(c_t(0)) c_t^R(0) = Z(c_0(0)) c_0^R(0) b_0 \\ \sigma_A : \quad & E_0 \sum_{t=0}^{\infty} \beta^t M_t^{*A}(0) \Omega(c_t(0)) + E_0 \sum_{t=0}^{\infty} \beta^t \Omega'(c_t(0)) c_t^A(0) = Z(c_0(0)) c_0^A(0) b_0. \end{aligned}$$

Use now expressions (C.32) and (C.33) to substitute for Ω' to get

$$\begin{aligned} \sigma_R : \quad & E_0 \sum_{t=0}^{\infty} \beta^t \frac{U_{lt}(0) - U_{ct}(0)}{\Phi(0)} c_t^R(0) = 0 \\ \sigma_A : \quad & E_0 \sum_{t=0}^{\infty} \beta^t M_t^{*A}(0) \Omega(c_t(0)) + E_0 \sum_{t=0}^{\infty} \beta^t \frac{U_{lt}(0) - U_{ct}(0)}{\Phi(0)} c_t^A(0) = 0. \end{aligned}$$

Finally, using expressions (C.34) and (C.35) for $c_t^i(0)$, $i = R, A$ and solving for $\Phi^i(0)$, $i = R, A$ delivers (C.45) and (C.46). Note that $z_t(0) < 0$ since $K_t(0) < 0$. So the denominator in (C.45) and (C.46) is negative. We need additional information on the specifics of the problem to be able to sign the numerators.

□

C.7 Optimal tax rate

C.7.1 General utility function

Result 3. (*'Tax rate for small doubts'*)

- The tax rate for small doubts about the model is equal to

$$\tau_t(\sigma) = \tau_t(0) + \alpha_t(0) \left[\sigma_A \tilde{\xi}_t^A(0) + (\sigma_R - \sigma_A) M_t^{*A}(0) - \frac{\sigma_R \Phi^R(0) + \sigma_A \Phi^A(0)}{\Phi(0)} \right], t \geq 0, \quad (\text{C.50})$$

with $\alpha_t(0)$ a coefficient that depends only on the current shock g_t through the full confidence allocation. If assumption 1 holds, $\alpha_t(0) < 0$ for $t \geq 1$.

- The tax rate can be rewritten equivalently as

$$\tau_t(\sigma) = \tau_t(0) - \alpha_t(0) \left[-\tilde{\xi}_t(\sigma) + \Lambda_t(\sigma) + \frac{\Phi(\sigma)}{\Phi(0)} - 2 \right], t \geq 0, \quad (\text{C.51})$$

where $\tilde{\xi}_t(\sigma)$ and $\Lambda_t(\sigma)$ follow the approximate laws of motion (36) and (39) in lemmata 1 and 2, and $\Phi(\sigma)$ the marginal cost of taxation for small doubts about the model.

Proof. Write the tax rate as $\tau_t(\sigma) = 1 - U_{lt}(\sigma)/U_{ct}(\sigma)$. Differentiating and evaluating at $(0, 0)$ gives

$$\tau_t^i(0) = \frac{U_{cct}(0)U_{lt}(0) + U_{llt}(0)U_{ct}(0) - U_{clt}(0)(U_{ct}(0) + U_{lt}(0))}{(U_{ct}(0))^2} c_t^i(0), i = R, A$$

Under assumption 1, the expression multiplying $c_t^i(0)$ is negative. Using now (C.34) and (C.35) we get

$$\tau_t^R(0) = \alpha_t(0) \left[M_t^{*A}(0) - \frac{\Phi^R(0)}{\Phi(0)} \right] \quad (\text{C.52})$$

$$\tau_t^A(0) = \alpha_t(0) \left[\tilde{\xi}_t^A(0) - M_t^{*A}(0) - \frac{\Phi^A(0)}{\Phi(0)} \right], \quad (\text{C.53})$$

where

$$\alpha_t(0) \equiv \frac{U_{cct}(0)U_{lt}(0) + U_{llt}(0)U_{ct}(0) - U_{clt}(0)(U_{ct}(0) + U_{lt}(0))}{(U_{ct}(0))^2} \frac{U_{lt}(0) - U_{ct}(0)}{K_t(0)}. \quad (\text{C.54})$$

Combining (C.52) and (C.53) and using (C.1) delivers (C.50). The coefficient $\alpha_t(0)$ depends only on the realization of the shock the current period g_t through the Lucas and Stokey allocation. Furthermore, under assumption 1, we have $U_{lt}(0) < U_{ct}(0)$ for $t \geq 1$, so $\alpha_t(0) < 0$ for $t \geq 1$ as can be seen from (C.54). If we also assume that initial debt is not so large that it would lead to an initial subsidy, so if $\tau_0(0) > 0$, then $U_{l0}(0) < U_{c0}(0)$ and $\alpha_0(0) < 0$ under assumption 1. To rewrite the tax rate as in (C.51), use the approximate formula for $\Phi(\sigma)$ in (C.48) and recall that to first order we have $\tilde{\xi}_t = \sigma_A \tilde{\xi}_t^A(0)$ (see proof of lemma 1) and $\Lambda_t(\sigma) = 1 + (\sigma_A - \sigma_R)M_t^{*A}(0)$. The result follows. □

C.7.2 Proof of proposition 5 (utility function of example 1)

Proof. Recall at first that with this utility function the tax rate with full confidence about the model is constant for $t \geq 1$ and can be potentially different at $t = 0$ when $b_0 \neq 0$. In particular,

$$\tau_t(0) = \frac{\Phi(0)(\gamma + \phi_h)}{1 + \Phi(0)(1 + \phi_h)}, t \geq 1 \quad (\text{C.55})$$

$$\tau_0(0) = \frac{\Phi(0)(\gamma(1 - \frac{b_0}{c_0(0)}) + \phi_h)}{1 + \Phi(0)(1 + \phi_h)} \quad (\text{C.56})$$

Consider coefficient $\alpha_t(0)$ in (C.54) in result 3. Drop for simplicity the ‘zero’ notation and time indices and let $U_{cl} = 0$. We can rewrite (C.54) as

$$\begin{aligned} \alpha &= \frac{U_l - U_c \frac{U_{cc} U_l}{U_c} + U_{ll}}{U_c K} \\ &= -\frac{\tau}{K} (U_{cc}(1 - \tau) + U_{ll}), \end{aligned}$$

where in the second line we used $\tau = 1 - U_l/U_c$. Use now the constant Frisch utility function to get

$$\begin{aligned} \alpha &= \frac{\tau}{K} c^{-\gamma} \left((1 - \tau) \gamma c^{-1} + \phi_h h^{-1} a_h \underbrace{\frac{h^{\phi_h}}{c^{-\gamma}}}_{1-\tau} \right) \\ &= \frac{\tau(1 - \tau)}{K} c^{-\gamma} (\gamma c^{-1} + \phi_h h^{-1}). \end{aligned} \quad (\text{C.57})$$

Use now (A.41) and (A.42) to calculate K . We have

$$\begin{aligned}
K &= T^c - T^l = -c^{-\gamma}[\gamma c^{-1}(1 + \Phi(1 - \gamma)) + \phi_h h^{-1} \frac{a_h h^{\phi_h}}{c^{-\gamma}}(1 + \Phi(1 + \phi_h))] \\
&= -c^{-\gamma}[\gamma c^{-1}(1 + \Phi(1 - \gamma)) + \phi_h h^{-1}(1 - \tau)(1 + \Phi(1 + \phi_h))] \\
&\stackrel{(C.55)}{=} -c^{-\gamma}(1 + \Phi(1 - \gamma))[\gamma c^{-1} + \phi_h h^{-1}], t \geq 1.
\end{aligned} \tag{C.58}$$

Use now (C.58) in (C.57) and simplify to get

$$\alpha = -\frac{\tau(1 - \tau)}{1 + \Phi(1 - \gamma)} \stackrel{(C.55)}{=} -\frac{\Phi(\gamma + \phi_h)}{(1 + \Phi(1 + \phi_h))^2}, t \geq 1. \tag{C.59}$$

Thus, $\alpha_t(0)$ is *constant* for $t \geq 1$. Take then first differences in (C.50) and use expressions (C.11) and (C.7) for the increments $m_t^{*A}(0)$ and $\eta_t(0)$ respectively to get (49).

Initial tax rate. For completeness, we show also how to calculate $\tau_0(\sigma)$. Use (C.50) to get $\tau_0(\sigma) = \tau_0(0) - \alpha_0(0) \frac{\sigma_R \Phi^R(0) + \sigma_A \Phi^A(0)}{\Phi(0)}$, where $\tau_t(0)$ is given by (C.56). We can calculate easily $\Phi^i(0)$, $i = R, A$ for the case of a Markovian reference model; see the formulas in result 5. The initial α_0 is given by

$$\alpha_0 = \frac{\tau_0(1 - \tau_0)}{K_0} c_0^{-\gamma} (\gamma c_0^{-1} + \phi_h h_0^{-1}) \tag{C.60}$$

where $K_0 = T_0^c - T_0^l$, and T_0^c and T_0^l given respectively by (C.23) and (A.42). □

C.8 Debt

Result 4. (*‘Debt for small doubts’*)

- Let $y_t \equiv U_{ct} b_t$ denote debt in marginal utility units for $t \geq 1$. The partial derivatives are given by

$$y_t^R(0) = A(g^t) M_t^{*A}(0) + B_R(g^t), t \geq 1 \tag{C.61}$$

$$y_t^A(0) = A(g^t) (\tilde{\xi}_t^A(0) - M_t^{*A}(0)) + B_A(g^t), t \geq 1 \tag{C.62}$$

where the respective coefficients are defined as

$$A(g^t) \equiv \frac{E_t \sum_{i=0}^{\infty} \beta^i z_{t+i}(0)}{\Phi(0)} \quad (\text{C.63})$$

$$B_R(g^t) \equiv E_t \sum_{i=0}^{\infty} \beta^i \frac{z_{t+i}(0)}{\Phi(0)} (M_{t+i}^{*A}(0) - M_t^{*A}(0)) - \frac{\Phi^R(0)}{(\Phi(0))^2} E_t \sum_{i=0}^{\infty} \beta^i z_{t+i}(0) \quad (\text{C.64})$$

$$B_A(g^t) \equiv E_t \sum_{i=0}^{\infty} \beta^i \frac{z_{t+i}(0)}{\Phi(0)} [(\tilde{\xi}_{t+i}^A(0) - \tilde{\xi}_t^A(0)) - (M_{t+i}^{*A}(0) - M_t^{*A}(0))] \\ - \frac{\Phi^A(0)}{(\Phi(0))^2} E_t \sum_{i=0}^{\infty} \beta^i z_{t+i}(0) + E_t \sum_{i=1}^{\infty} \beta^i m_{t+i}^{*A}(0) y_{t+i}(0), \quad (\text{C.65})$$

with $z_t(0)$ defined in (C.47). Thus, debt in marginal utility is given approximately by

$$y_t(\sigma) = y_t(0) + A(g^t) [\sigma_A \tilde{\xi}_t^A(0) + (\sigma_R - \sigma_A) M_t^{*A}(0)] + \sigma_R B_R(g^t) + \sigma_A B_A(g^t), t \geq 1. \quad (\text{C.66})$$

The coefficients $A(g^t), B_i(g^t), i = R, A$ depend on the entire history of shocks. If the reference model π is Markov, then the history-independence of the full-confidence allocation delivers history-independent coefficients, $A(g^t) = A(g_t), B_i(g^t) = B_i(g_t), i = R, A$.

- Let $c_t(\sigma) = c_t(0) + \sigma_R c_t^R(0) + \sigma_A c_t^A(0)$ and $y_t(\sigma) = y_t(0) + \sigma_R y_t^R(0) + \sigma_A y_t^A(0)$ denote the approximate consumption and debt in marginal units. Then, debt to first-order is given by

$$b_t(\sigma) = \frac{y_t(\sigma)}{U_{c_t}(0)} - \frac{Z(c_t(0))}{U_{c_t}(0)} b_t(0) (c_t(\sigma) - c_t(0)), t \geq 1, \quad (\text{C.67})$$

where $Z(\cdot)$ is defined in (C.22).

Proof. From the dynamic budget constraint of the government we have

$$y_t(\sigma) = \Omega(c_t(\sigma)) + \beta E_t m_{t+1}^*(\sigma) y_{t+1}(\sigma), t \geq 1. \quad (\text{C.68})$$

Debt in U_c units. Differentiate (C.68), evaluate at $(0, 0)$ and use (C.11) and (C.12) to get

$$\sigma_R : \quad y_t^R(0) = \Omega'(c_t(0)) c_t^R(0) + \beta E_t y_{t+1}^R(0) \\ \sigma_A : \quad y_t^A(0) = \Omega'(c_t(0)) c_t^A(0) + \beta E_t m_{t+1}^{*A}(0) y_{t+1}(0) + \beta E_t y_{t+1}^A(0)$$

Solving forward we get

$$\begin{aligned}
y_t^R(0) &= E_t \sum_{i=0}^{\infty} \beta^i \Omega'(c_{t+i}(0)) c_{t+i}^R(0) \\
y_t^A(0) &= E_t \sum_{i=0}^{\infty} \beta^i \Omega'(c_{t+i}(0)) c_{t+i}^A(0) + E_t \sum_{i=1}^{\infty} \beta^i m_{t+i}^{*A}(0) y_{t+i}(0)
\end{aligned}$$

Use now (C.32), (C.34), (C.35) and the definition of $z_t(0)$ in (C.47) to get

$$y_t^R(0) = E_t \sum_{i=0}^{\infty} \beta^i \frac{z_{t+i}(0)}{\Phi(0)} \left[M_{t+i}^{*A}(0) - \frac{\Phi^R(0)}{\Phi(0)} \right] \quad (\text{C.69})$$

$$y_t^A(0) = E_t \sum_{i=0}^{\infty} \beta^i \frac{z_{t+i}(0)}{\Phi(0)} \left[\tilde{\xi}_{t+i}^A(0) - M_{t+i}^{*A}(0) - \frac{\Phi^A(0)}{\Phi(0)} \right] + E_t \sum_{i=1}^{\infty} \beta^i m_{t+i}^{*A}(0) y_{t+i}(0) \quad (\text{C.70})$$

Use now the identities $M_{t+i}^{*A}(0) = (M_{t+i}^{*A}(0) - M_t^{*A}(0)) + M_t^{*A}(0)$ and $\tilde{\xi}_{t+i}^A(0) = (\tilde{\xi}_{t+i}^A(0) - \tilde{\xi}_t^A(0)) + \tilde{\xi}_t^A(0)$ and rewrite (C.69) and (C.70) as (C.61) and (C.62) respectively.

Debt. Write debt in marginal utility units as $y_t(\sigma) = U_{ct}(\sigma) b_t(\sigma)$. Differentiate and evaluate at $(0, 0)$ to get

$$y_t^i(0) = Z(c_t(0)) b_t(0) c_t^i(0) + U_{ct}(0) b_t^i(0), i = R, A.$$

Thus,

$$b_t^i(0) = \frac{1}{U_{ct}(0)} [y_t^i(0) - Z(c_t(0)) b_t(0) c_t^i(0)], i = R, A, \quad (\text{C.71})$$

and therefore,

$$\begin{aligned}
b_t(\sigma) &= b_t(0) + \sigma_R b_t^R(0) + \sigma_A b_t^A(0) \\
&= b_t(0) + \underbrace{\frac{1}{U_{ct}(0)} [\sigma_R y_t^R(0) + \sigma_A y_t^A(0)]}_{y_t(\sigma)/U_{ct}(0)} - \frac{Z(c_t(0))}{U_{ct}(0)} b_t(0) \underbrace{[\sigma_R c_t^R(0) + \sigma_A c_t^A(0)]}_{c_t(\sigma) - c_t(0)},
\end{aligned}$$

by realizing that $b_t(0) = y_t(0)/U_{ct}(0)$.

□

C.9 Formulas for Markov shocks

Assume that the reference probability model is a time-invariant Markov chain with transition matrix $\mathbf{\Pi}$ of dimension $N \times N$. Let $\mathbf{1}_{N \times 1}$ denote an $N \times 1$ column vector with ones everywhere, so $\mathbf{\Pi}\mathbf{1}_{N \times 1} = \mathbf{1}_{N \times 1}$, and let \mathbf{I} the $N \times N$ denote the identity matrix.

Martingale increments. We need to calculate the increments to the martingale derivatives M_t^{*A} and $\tilde{\xi}_t^A$. For that we need to calculate $V_t(0)$ and $y_t(0) \equiv U_{ct}(0)b_t(0)$. Dropping the “zero” notation, we have:

$$\vec{V} = (\mathbf{I} - \beta\mathbf{\Pi})^{-1}\vec{U} \quad (\text{C.72})$$

$$\vec{y} = (\mathbf{I} - \beta\mathbf{\Pi})^{-1}\vec{\Omega}, \quad (\text{C.73})$$

where \vec{U} and $\vec{\Omega}$ vectors of dimension $N \times 1$, which collect the period utility and surplus in marginal utility units of the [Lucas and Stokey \(1983\)](#) history-independent allocation for $t \geq 1$, for each realization of g .¹⁷ The induced vectors \vec{V} and \vec{y} help us create now the martingale increments. Let \mathbf{m}^{*A} denote the matrix that collects the increments to the martingale M_t^{*A} with corresponding element $\mathbf{m}^{*A}_{ij} = m^{*A}(j|i) = n^{*R}(j|i) = V_j - E(V|i)$ and let $\boldsymbol{\eta}$ denote the matrix that collects the increments to $\tilde{\xi}_t^A$ with element $\boldsymbol{\eta}_{ij} = \eta(j|i) = \Phi(0)(y_j - E(y|i))$. Given \vec{V} and \vec{y} in (C.72) and (C.73), we can write these matrices as

$$\mathbf{m}^{*A} = \mathbf{1}_{N \times 1}\vec{V}^T - \mathbf{\Pi}\vec{V}\mathbf{1}_{N \times 1}^T \quad (\text{C.74})$$

$$\boldsymbol{\eta} = \Phi(0)(\mathbf{1}_{N \times 1}\vec{y}^T - \mathbf{\Pi}\vec{y}\mathbf{1}_{N \times 1}^T), \quad (\text{C.75})$$

where the superscript ‘ T ’ refers to transpose. Note that the increments to the martingale derivatives inherit the Markov property.

Worst-case beliefs. Recall that the worst-case likelihood ratio of the household is given by $m^*(j|i) = 1 + \sigma_A m^{*A}(j|i)$. Similarly, the respective likelihood ratio of the government is given by $n^*(j|i) = 1 + \sigma_R m^{*A}(j|i)$. To express the worst-case beliefs in terms of a matrix, let \circ denote element-by-element multiplication between two matrices with the same dimensions (or else *Hadamard* multiplication). We have

$$\mathbf{\Pi}^{\text{Hous.}} = \mathbf{\Pi} \circ (\mathbf{1}_{N \times N} + \sigma_A \mathbf{m}^{*A}) \quad (\text{C.76})$$

$$\mathbf{\Pi}^{\text{Gov.}} = \mathbf{\Pi} \circ (\mathbf{1}_{N \times N} + \sigma_R \mathbf{m}^{*A}), \quad (\text{C.77})$$

¹⁷We used vector \vec{S} for the same object in (A.40) in Appendix A. We reserve the use of **boldface** for matrices in this section.

where $\mathbf{1}_{N \times N}$ is the $N \times N$ matrix with ones everywhere. The rows of the worst-case transition matrices add to unity. To see that, let $0_{N \times 1}$ denotes the N -dimensional zero column vector. We have $(\mathbf{\Pi} \circ \mathbf{m}^{*A})\mathbf{1}_{N \times 1} = 0_{N \times 1}$ and $(\mathbf{\Pi} \circ \boldsymbol{\eta})\mathbf{1}_{N \times 1} = 0_{N \times 1}$, since the conditional mean of the increments is zero. Thus, $\mathbf{\Pi}^{\text{Hous.}}\mathbf{1}_{N \times 1} = \mathbf{\Pi}\mathbf{1}_{N \times 1} + \sigma_A(\mathbf{\Pi} \circ \mathbf{m}^{*A})\mathbf{1}_{N \times 1} = \mathbf{1}_{N \times 1}$. The same property holds obviously for the government's worst-case transition matrix, $\mathbf{\Pi}^{\text{Gov.}}\mathbf{1}_{N \times 1} = \mathbf{1}_{N \times 1}$. Note that we constrain ourselves to sufficiently *small* (in absolute value) $\sigma_i, i = R, A$, which guarantees the non-negativity of the elements of (C.76) and (C.77), making them proper transition matrices. We use formulas (C.76) and (C.77) in the simulation of detection error probabilities.

Present discounted values. We want to calculate the discounted present values that show up in results 2 and 4. These expressions involve expected discounted sums of *products* of the history-dependent martingale derivatives (M_t^{*A} or $\tilde{\xi}_t^A$), or the increment $m_t^{*A}(0)$, with functions of the Lucas and Stokey allocation like $\Omega(c_t(0), h_t(0))$ or $z_t(0)$, that are only state-dependent.

For example, consider the sum $\mathbb{S} \equiv E_t \sum_{i=1}^{\infty} \beta^i m_{t+i}^{*A}(0) y_{t+i}(0)$ that shows up in (C.65). If we expand it, we get

$$\begin{aligned}
\mathbb{S} &= \beta \sum_{g_{t+1}} \pi(g_{t+1}|g_t) m^{*A}(g_{t+1}|g_t) y(g_{t+1}) \\
&\quad + \beta^2 \sum_{g_{t+1}} \pi(g_{t+1}|g_t) \sum_{g_{t+2}} \pi(g_{t+2}|g_{t+1}) m^{*A}(g_{t+2}|g_{t+1}) y(g_{t+2}) \\
&\quad + \beta^3 \sum_{g_{t+1}} \pi(g_{t+1}|g_t) \sum_{g_{t+2}} \pi(g_{t+2}|g_{t+1}) \sum_{g_{t+3}} \pi(g_{t+3}|g_{t+2}) m^{*A}(g_{t+3}|g_{t+2}) y(g_{t+3}) + \dots \\
&= \beta e_{g_t}^T (\mathbf{\Pi} \circ \mathbf{m}^{*A}) \vec{y} + \beta^2 e_{g_t}^T \mathbf{\Pi} (\mathbf{\Pi} \circ \mathbf{m}^{*A}) \vec{y} + \beta^3 e_{g_t}^T \mathbf{\Pi}^2 (\mathbf{\Pi} \circ \mathbf{m}^{*A}) \vec{y} + \dots \\
&= \beta e_{g_t}^T (\mathbf{I} + \beta \mathbf{\Pi} + \beta^2 \mathbf{\Pi}^2 + \beta^3 \mathbf{\Pi}^3 + \dots) (\mathbf{\Pi} \circ \mathbf{m}^{*A}) \vec{y} \\
&= \beta e_{g_t}^T (\mathbf{I} - \beta \mathbf{\Pi})^{-1} (\mathbf{\Pi} \circ \mathbf{m}^{*A}) \vec{y},
\end{aligned}$$

where e_{g_t} be a column vector with 1 at position i , when $g_t = g_i$ and zero otherwise.

The case where we have multiplication with the martingale $M_t^{*A}(0) = \sum_{i=1}^t m_i^{*A}(0)$ is slightly more complicated. Consider for example the term $\mathbb{I} \equiv E_0 \sum_{t=0}^{\infty} \beta^t M_t^{*A}(0) \Omega_t(0)$ in the numerator in (C.46), where $\Omega_t(0)$ shorthand for $\Omega(c_t(0), h_t(0))$. \mathbb{I} can be rewritten as

$$\begin{aligned}
\mathbb{I} &= E_0 \sum_{t=1}^{\infty} m_t^{*A}(0) \sum_{j=t}^{\infty} \beta^j \Omega_j(0) = E_0 m_1^{*A}(0) E_1 [\beta \Omega_1(0) + \beta^2 \Omega_2(0) + \dots] \\
&\quad + E_0 m_2^{*A}(0) E_2 [\beta^2 \Omega_2(0) + \beta^3 \Omega_3(0) + \dots] + E_0 m_3^{*A}(0) E_3 [\beta^3 \Omega_3(0) + \beta^4 \Omega_4(0) + \dots] + \dots \\
&= \beta e_{g_0}^T (\mathbf{\Pi} \circ \mathbf{m}^{*A}) (\mathbf{I} - \beta \mathbf{\Pi})^{-1} \vec{\Omega} + \beta^2 e_{g_0}^T \mathbf{\Pi} (\mathbf{\Pi} \circ \mathbf{m}^{*A}) (\mathbf{I} - \beta \mathbf{\Pi})^{-1} \vec{\Omega} \\
&\quad + \beta^3 e_{g_0}^T \mathbf{\Pi}^2 (\mathbf{\Pi} \circ \mathbf{m}^{*A}) (\mathbf{I} - \beta \mathbf{\Pi})^{-1} \vec{\Omega} + \dots \\
&= \beta e_{g_0}^T (\mathbf{I} + \beta \mathbf{\Pi} + \beta^2 \mathbf{\Pi}^2 + \dots) (\mathbf{\Pi} \circ \mathbf{m}^{*A}) (\mathbf{I} - \beta \mathbf{\Pi})^{-1} \vec{\Omega} \\
&= \beta e_{g_0}^T (\mathbf{I} - \beta \mathbf{\Pi})^{-1} (\mathbf{\Pi} \circ \mathbf{m}^{*A}) (\mathbf{I} - \beta \mathbf{\Pi})^{-1} \vec{\Omega}.
\end{aligned}$$

We get similar expressions when the product involves the partial sum $\tilde{\xi}_t^A(0) = \sum_{i=1}^t \eta_i(0)$. For example, the term that involves $\tilde{\xi}_t^A(0)$ in the numerator of (C.46) becomes

$$E_0 \sum_{t=0}^{\infty} \beta^t z_t(0) \tilde{\xi}_t^A(0) = E_0 \sum_{t=1}^{\infty} \eta_t(0) \sum_{j=t}^{\infty} \beta^j z_j(0) = \beta e_{g_0}^T (\mathbf{I} - \beta \mathbf{\Pi})^{-1} (\mathbf{\Pi} \circ \boldsymbol{\eta}) (\mathbf{I} - \beta \mathbf{\Pi})^{-1} \vec{z},$$

where \vec{z} an $N \times 1$ column vector that collects the induced state-dependent $z_t(0)$ for $t \geq 1$ in (C.47).

In some of the calculations we have to be careful because they may involve terms that depend on the $t = 0$ allocation, which is different from the $t \geq 1$ allocation when initial debt is not zero, $b_0 \neq 0$.¹⁸ For example, when we calculate the denominator of (C.45-C.46), we get

$$E_0 \sum_{t=0}^{\infty} \beta^t z_t(0) = z_0 + e_{g_0}^T \beta \mathbf{\Pi} (\mathbf{I} - \beta \mathbf{\Pi})^{-1} \vec{z}, \quad (\text{C.78})$$

since z_0 is function of the (c_0, h_0) allocation. If $b_0 = 0$, then the present value formula simplifies to $E_0 \sum_{t=0}^{\infty} \beta^t z_t(0) = e_{g_0}^T (\mathbf{I} - \beta \mathbf{\Pi})^{-1} \vec{z}$.

Using this type of calculations, we can collect all relevant expressions in the following result.

Result 5. *Assume the reference model is Markov with transition matrix $\mathbf{\Pi}$.*

- *The coefficients in (C.45) and (C.46) become*

¹⁸This was not an issue when we calculated products of $z_t(0)$ or $\Omega_t(0)$ with the martingales $M_t^{*A}(0), \tilde{\xi}_t^A(0)$, because $M_0^{*A} = \tilde{\xi}_0^A \equiv 0$.

$$\Phi^R(0) = \frac{\Phi(0)e_{g_0}^T \beta(\mathbf{I} - \beta\mathbf{\Pi})^{-1}(\mathbf{\Pi} \circ \mathbf{m}^{*\mathbf{A}})(\mathbf{I} - \beta\mathbf{\Pi})^{-1}\vec{z}}{z_0 + e_{g_0}^T \beta\mathbf{\Pi}(\mathbf{I} - \beta\mathbf{\Pi})^{-1}\vec{z}}$$

$$\Phi^A(0) = \frac{\Phi(0)e_{g_0}^T \beta(\mathbf{I} - \beta\mathbf{\Pi})^{-1} \left[\Phi(0)(\mathbf{\Pi} \circ \mathbf{m}^{*\mathbf{A}})(\mathbf{I} - \beta\mathbf{\Pi})^{-1}\vec{\Omega} + [(\mathbf{\Pi} \circ \boldsymbol{\eta}) - (\mathbf{\Pi} \circ \mathbf{m}^{*\mathbf{A}})](\mathbf{I} - \beta\mathbf{\Pi})^{-1}\vec{z} \right]}{z_0 + e_{g_0}^T \beta\mathbf{\Pi}(\mathbf{I} - \beta\mathbf{\Pi})^{-1}\vec{z}}.$$

- The coefficients in (C.63)-(C.65) become

$$A(g_t) = \frac{e_{g_t}^T (\mathbf{I} - \beta\mathbf{\Pi})^{-1}\vec{z}}{\Phi(0)}, t \geq 1$$

$$B_R(g_t) = \frac{1}{\Phi(0)} e_{g_t}^T \left[\beta(\mathbf{I} - \beta\mathbf{\Pi})^{-1}(\mathbf{\Pi} \circ \mathbf{m}^{*\mathbf{A}}) - \frac{\Phi^R(0)}{\Phi(0)} \mathbf{I} \right] (\mathbf{I} - \beta\mathbf{\Pi})^{-1}\vec{z}, t \geq 1$$

$$B_A(g_t) = \frac{1}{\Phi(0)} e_{g_t}^T \left[\beta(\mathbf{I} - \beta\mathbf{\Pi})^{-1} [(\mathbf{\Pi} \circ \boldsymbol{\eta}) - (\mathbf{\Pi} \circ \mathbf{m}^{*\mathbf{A}})] - \frac{\Phi^A(0)}{\Phi(0)} \mathbf{I} \right] (\mathbf{I} - \beta\mathbf{\Pi})^{-1}\vec{z} \\ + e_{g_t}^T \beta(\mathbf{I} - \beta\mathbf{\Pi})^{-1}(\mathbf{\Pi} \circ \mathbf{m}^{*\mathbf{A}})\vec{y}, t \geq 1.$$

C.10 Quasi-linear utility

C.10.1 No doubts about the model

The relevant variables for $\sigma = (0, 0)$ are as follows:

$$\tau_t(0) = \tau \equiv \frac{\Phi(0)\phi_h}{1 + \Phi(0)(1 + \phi_h)} \quad (\text{C.79})$$

$$h_t(0) = h = (1 - \tau)^{\frac{1}{\phi_h}} \quad (\text{C.80})$$

$$c_t(0) = h - g_t \quad (\text{C.81})$$

$$V_t(0) = (1 - \beta)^{-1} \left(h - \frac{h^{1+\phi_h}}{1 + \phi_h} \right) - E_t \sum_{i=0}^{\infty} \beta^i g_{t+i} \quad (\text{C.82})$$

$$b_t(0) = \frac{\tau h}{1 - \beta} - E_t \sum_{i=0}^{\infty} \beta^i g_{t+i}. \quad (\text{C.83})$$

In order to find the multiplier of the full-confidence economy $\Phi(0)$, we solve for the constant tax rate from the intertemporal budget constraint of the government:

$$\underbrace{\tau(1-\tau)^{\frac{1}{\phi_h}}}_{\text{Tax revenues}} = G, \quad \text{where} \quad G \equiv (1-\beta)\left[b_0 + E_0 \sum_{t=0}^{\infty} \beta^t g_t\right]. \quad (\text{C.84})$$

We assume that $G > 0$, which implies that initial assets are not sufficiently large to finance government expenditures without resorting to distortionary taxes. We are looking for solutions of (C.84) at the increasing side of the Laffer curve, which implies that we are looking for $\tau < \tau^{\text{Laffer}} \equiv \frac{\phi_h}{1+\phi_h}$. For a solution to exist we assume also that G is less than the maximum tax revenues possible, so $G < T^{\text{Laffer}} = \frac{\phi_h}{(1+\phi_h)^{1+\frac{1}{\phi_h}}}$.¹⁹ Note that if $\phi_h = 1$, then (C.84) becomes a quadratic equation, $Q(\tau) = -\tau^2 + \tau - G$. The root at the proper side of the Laffer curve is $\tau = \frac{1-\sqrt{1-4G}}{2}$ since $\tau < \tau^{\text{Laffer}} = 1/2$.

C.10.2 Proof of proposition 3

Part 1. Use (C.82) and (C.83) to get

$$\begin{aligned} V_t(0) - E_{t-1}V_t(0) &= b_t(0) - E_{t-1}b_t(0) = -(E_t - E_{t-1}) \sum_{i=0}^{\infty} \beta^i g_{t+i} \\ &= -\sum_{i=0}^{\infty} \beta^i (E_t - E_{t-1}) g_{t+i} \\ &= -\left(\sum_{i=0}^{\infty} \beta^i \varphi_i\right) u_t^g = -\varphi(\beta) u_t^g. \end{aligned} \quad (\text{C.85})$$

The third line comes from the fact that given (41), we have $(E_t - E_{t-1})g_{t+i} = \varphi_i u_t^g, i \geq 0$. Consequently, from (C.11), (C.13), (C.4) and (C.7) we have,

$$m_t^{*A}(0) = n_t^{*R}(0) = V_t(0) - E_{t-1}V_t(0) = -\varphi(\beta) u_t^g \quad (\text{C.86})$$

$$\eta_t(0) = \Phi(0) [b_t(0) - E_{t-1}b_t(0)] = -\Phi(0) \varphi(\beta) u_t^g \quad (\text{C.87})$$

$$M_t^{*A}(0) = \sum_{i=1}^t m_i^{*A}(0) = -\varphi(\beta) \sum_{i=1}^t u_i^g \quad (\text{C.88})$$

$$\tilde{\xi}_t^A(0) = \sum_{i=1}^t \eta_t(0) = -\Phi(0) \varphi(\beta) \sum_{i=1}^t u_i^g. \quad (\text{C.89})$$

Part 2. Use (C.12) and (C.86) and apply the first-order expansion (C.1) to get

¹⁹From (C.79) we see that the tax rate at the top of the Laffer curve τ^{Laffer} corresponds to $\Phi(0) = \infty$, which is excluded by not allowing G to equal T^{Laffer} .

$$n_t^* = 1 + \sigma_R n_t^{*R}(0) = 1 + \sigma_R (V_t(0) - E_{t-1}V_t(0)) = 1 + \frac{1}{\theta_R} \varphi(\beta) u_t^g \quad (\text{C.90})$$

$$m_t^* = 1 + \sigma_A m_t^{*A}(0) = 1 + \sigma_A (V_t(0) - E_{t-1}V_t(0)) = 1 + \frac{1}{\theta_A} \varphi(\beta) u_t^g, \quad (\text{C.91})$$

by using (C.85).

Part 3. Use now (C.90) to get $E_t n_{t+1}^* u_{t+1}^g = E_t u_{t+1}^g + \frac{1}{\theta_R} \varphi(\beta) E_t (u_{t+1}^g)^2 = \frac{1}{\theta_R} \varphi(\beta) \sigma_u^2$, since $E_t u_{t+1}^g = 0$. Turning to the conditional variance, we have $\text{Var}_t^{\text{Gov.}}(u_{t+1}^g) \equiv E_t n_{t+1}^* (u_{t+1}^g - E_t n_{t+1}^* u_{t+1}^g)^2$. Treat the variance as any other function of the parameter vector σ and expand around $(0,0)$ to get

$$\begin{aligned} \frac{\partial}{\partial \sigma_i} \text{Var}_t^{\text{Gov.}}(u_{t+1}^g)|_{\sigma=(0,0)} &= E_t n_{t+1}^{*i}(0) (u_{t+1}^g - E_t u_{t+1}^g)^2 - 2E_t (u_{t+1}^g - E_t u_{t+1}^g) E_t n_{t+1}^{*i}(0) u_{t+1}^g \\ &= E_t n_{t+1}^{*i}(0) (u_{t+1}^g)^2, i = R, A. \end{aligned}$$

Use (C.12) and (C.86) to get

$$\frac{\partial}{\partial \sigma_R} \text{Var}_t^{\text{Gov.}}(u_{t+1}^g)|_{\sigma=(0,0)} = -\varphi(\beta) E_t (u_{t+1}^g)^3, \quad \text{and} \quad \frac{\partial}{\partial \sigma_A} \text{Var}_t^{\text{Gov.}}(u_{t+1}^g)|_{\sigma=(0,0)} = 0,$$

which, after using (C.1), deliver the expression in (44). We can use (C.91) and perform a similar approximation for the conditional variance according to the household's worst-case beliefs, to get

$$\frac{\partial}{\partial \sigma_R} \text{Var}_t^{\text{Hous.}}(u_{t+1}^g)|_{\sigma=(0,0)} = 0, \quad \text{and} \quad \frac{\partial}{\partial \sigma_A} \text{Var}_t^{\text{Hous.}}(u_{t+1}^g)|_{\sigma=(0,0)} = -\varphi(\beta) E_t (u_{t+1}^g)^3,$$

leading to the result stated in the proposition.

A last comment is due. The reader may wonder how the approximation of the conditional variance is related to the actual conditional variance that we would get according to the approximated beliefs in (C.90). We have

$$\begin{aligned} \text{Var}_t^{\text{Gov.}}(u_{t+1}^g) &= E_t n_{t+1}^* (u_{t+1}^g)^2 - (E_t n_{t+1}^* u_{t+1}^g)^2 \\ &\stackrel{(\text{C.90})}{=} \underbrace{\sigma_u^2 + \frac{1}{\theta_R} \varphi(\beta) E_t (u_{t+1}^g)^3}_{\text{first-order approx.}} - \frac{(\varphi(\beta))^2}{\theta_R^2} \sigma_u^4, \end{aligned} \quad (\text{C.92})$$

which shows that a first-order approximation of the worst-case variance around $\sigma = (0,0)$

ignores terms that are fourth-order in the reference standard deviation of the exogenous shock.

C.10.3 Proof of proposition 4

Part 1. Use the general formula (49) in proposition 5 for $\gamma = 0$, and the formulas for the innovations (42) to get (45). Turning to labor, write it as $h_t(\sigma) = (1 - \tau_t(\sigma))^{\frac{1}{\phi_h}}$, differentiate with respect to $\sigma_i, i = R, A$ and evaluate at $(0, 0)$ to get

$$h_t^i(0) = -\frac{1}{\phi_h} \frac{h}{1 - \tau} \tau_t^i(0), i = R, A, \quad (\text{C.93})$$

where τ and h were defined in (C.79) and (C.80) respectively. Then, the first-order approximation of labor is

$$\begin{aligned} h_t(\sigma) &= h - \frac{1}{\phi_h} \frac{h}{1 - \tau} [\sigma_R \tau_t^R(0) + \sigma_A \tau_t^A(0)] \\ &= h - \frac{1}{\phi_h} \frac{h}{1 - \tau} (\tau_t(\sigma) - \tau), \end{aligned} \quad (\text{C.94})$$

where in the second line we use the first-order approximation for the tax rate. Evaluate now (C.94) at $t - 1$, take first differences, use (45), and simplify by setting $1 - \tau = \frac{1 + \Phi(0)}{1 + \Phi(0)(1 + \phi_h)}$, to get (47).

The tax revenues $T_t(\sigma) \equiv \tau_t(\sigma)h_t(\sigma)$ have first-order derivatives

$$\begin{aligned} T_t^i(0) &= \tau_t^i(0)h + \tau h_t^i(0) = h \left(1 - \frac{1}{\phi_h} \frac{\tau}{1 - \tau}\right) \tau_t^i(0) \\ &= \frac{h}{1 + \Phi(0)} \tau_t^i(0), i = R, A. \end{aligned} \quad (\text{C.95})$$

In the first line we used (C.93) and in the second line we simplified by using the fact that $\frac{\tau}{1 - \tau} = \frac{\Phi(0)\phi_h}{1 + \Phi(0)}$ from (C.79). Thus, the first-order expansion becomes

$$\begin{aligned} T_t(\sigma) &= \tau h + \frac{h}{1 + \Phi(0)} [\sigma_R \tau_t^R(0) + \sigma_A \tau_t^A(0)] \\ &= \tau h + \frac{h}{1 + \Phi(0)} [\tau_t(\sigma) - \tau], \end{aligned} \quad (\text{C.96})$$

by using again the first-order approximation of the tax rate. Take first differences in (C.96) and use (45) to get (46).

Part 2- Preliminaries. For the rest of the section recall from (C.13) and (C.4) and that the derivatives of the martingales are themselves martingales (with respect to π), i.e. $E_t M_{t+1}^{*A}(0) =$

$M_t^{*A}(0)$, $E_t \tilde{\xi}_{t+1}^A(0) = \tilde{\xi}_t^A(0)$. The means are zero, $EM_t^{*A}(0) = E\tilde{\xi}_t^A = M_0^{*A}(0) = \tilde{\xi}_0^A(0) = 0$.

Consider first K , which can be found from formula (C.58) as

$$\begin{aligned} K &= -\phi_h h^{\phi_h - 1} (1 + \Phi(0)(1 + \phi_h)) = -\phi_h \frac{1 - \tau}{h} (1 + \Phi(0)(1 + \phi_h)) \\ &= -\phi_h \frac{1 + \Phi(0)}{h} \forall t \geq 0 \end{aligned} \quad (\text{C.97})$$

The second equality comes from using the labor supply condition, i.e. $h^{\phi_h} = 1 - \tau$ and the third equality by using the expression for the tax rate in (C.79). Expressions (A.41) and (C.23) imply that $T^c = T_0^c = 0$, so the formula for K holds for all $t \geq 0$. Thus, K is constant for all $t \geq 0$, a fact which implies that $z_t(0)$ in (C.47) becomes constant,

$$\begin{aligned} z_t(0) &= \bar{z} = \frac{(U_l - U_c)^2}{K} = -\frac{(h^{\phi_h} - 1)^2}{K} = \frac{\tau^2}{K} \stackrel{(\text{C.97})}{=} -\frac{\tau^2 h}{\phi_h (1 + \Phi(0))} \\ &\stackrel{(\text{C.79})}{=} -\frac{h}{1 + \Phi(0)} \frac{(\Phi(0))^2 \phi_h}{(1 + \Phi(0)(1 + \phi_h))^2}. \end{aligned} \quad (\text{C.98})$$

Part 2 - Cost of taxation. Proceed now to the calculation of the derivatives $\Phi^i(0)$, $i = R, A$ in result 2, which are necessary for the determination of the coefficients of debt in result 4. These will be greatly simplified because z is constant. Consider (C.45):

$$\Phi^R(0) = \Phi(0) \frac{\bar{z} E_0 \sum_{t=0}^{\infty} \beta^t M_t^{*A}(0)}{\bar{z}/(1 - \beta)} = 0, \quad (\text{C.99})$$

since $E_0 M_t^{*A}(0) = M_0^{*A}(0) = 0$. Similarly, using again the martingale property of $M_t^{*A}(0)$ and $\tilde{\xi}_t^A(0)$, $\Phi^A(0)$ in (C.46) becomes²⁰

$$\begin{aligned} \Phi^A(0) &= \frac{(1 - \beta)(\Phi(0))^2}{\bar{z}} E_0 \sum_{t=0}^{\infty} \beta^t M_t^{*A}(0) \Omega_t(0) \\ &= -\frac{(1 - \beta)(\Phi(0))^2}{\bar{z}} E_0 \sum_{t=0}^{\infty} \beta^t M_t^{*A}(0) g_t. \end{aligned} \quad (\text{C.100})$$

The second line comes from the fact that $\Omega_t = c_t - (1 - \tau)h = \tau h - g_t$. The discounted sum in (C.100) can be written as

²⁰Recall that $\Omega_t(0)$ is shorthand for $\Omega(c_t(0), h_t(0))$ which is also equal to $\mathbf{\Omega}(c_t(0))$.

$$\begin{aligned}
E_0 \sum_{t=0}^{\infty} \beta^t M_t^{*A}(0) g_t &= \sum_{t=1}^{\infty} \beta^t \left(\sum_{i=1}^t m_i^{*A}(0) \right) g_t = E_0 \sum_{t=1}^{\infty} \beta^t m_t^{*A}(0) \sum_{j=0}^{\infty} \beta^j g_{t+j}(0) \\
&\stackrel{(C.86)}{=} -\varphi(\beta) \sum_{t=1}^{\infty} \beta^t \sum_{j=0}^{\infty} \beta^j E_0 u_t^g g_{t+j} \\
&= -\varphi(\beta) \sigma_u^2 \sum_{t=1}^{\infty} \beta^t \sum_{j=0}^{\infty} \beta^j \varphi_j = -\frac{\beta}{1-\beta} (\varphi(\beta))^2 \sigma_u^2 \tag{C.101}
\end{aligned}$$

In the first line we have expanded the cumulative sum and collected terms multiplying each increment $m_t^{*A}(0)$. The third line comes from the fact that $E_0 u_t g_{t+j} = \varphi_j \sigma_u^2, j \geq 0$. Use now (C.101) in (C.100) to finally get

$$\Phi^A(0) = \frac{\beta \Phi(0)^2 (\varphi(\beta))^2}{\bar{z}} \sigma_u^2. \tag{C.102}$$

Part 2 - Debt. The expressions for $y_t^i(0), i = R, A$, in result 4 are equal to $b_t^i(0), i = R, A$ since $U_c = 1$. Using the constancy of \bar{z} , the martingale property and (C.99) we get

$$A(g^t) = \frac{\bar{z}}{(1-\beta)\Phi(0)} \stackrel{(C.98)}{=} -\frac{(1-\beta)^{-1}h}{1+\Phi(0)} \frac{\Phi(0)\phi_h}{(1+\Phi(0)(1+\phi_h))^2} \tag{C.103}$$

$$B_R(g^t) = 0. \tag{C.104}$$

Similarly, the expression for $B_A(g^t)$ in (C.65) simplifies to

$$\begin{aligned}
B_A(g^t) &= -\frac{\Phi^A(0)}{\Phi(0)^2} \frac{\bar{z}}{1-\beta} + E_t \sum_{i=1}^{\infty} \beta^i m_{t+i}^{*A}(0) b_{t+i}(0) \\
&\stackrel{(C.83)}{=} -\frac{\Phi^A(0)}{\Phi(0)^2} \frac{\bar{z}}{1-\beta} + E_t \sum_{i=1}^{\infty} \beta^i m_{t+i}^{*A}(0) \left[\frac{\tau h}{1-\beta} - E_{t+i} \sum_{j=0}^{\infty} \beta^j g_{t+i+j} \right] \\
&= -\frac{\Phi^A(0)}{\Phi(0)^2} \frac{\bar{z}}{1-\beta} - E_t \sum_{i=1}^{\infty} \beta^i m_{t+i}^{*A}(0) \sum_{j=0}^{\infty} \beta^j g_{t+i+j} \\
&\stackrel{(C.86)}{=} -\frac{\Phi^A(0)}{\Phi(0)^2} \frac{\bar{z}}{1-\beta} + \varphi(\beta) \sum_{i=1}^{\infty} \beta^i \sum_{j=0}^{\infty} \beta^j \overbrace{E_t u_{t+i}^g g_{t+i+j}}^{\varphi_j \sigma_u^2} \\
&= -\frac{\Phi^A(0)}{\Phi(0)^2} \frac{\bar{z}}{1-\beta} + \frac{\beta}{1-\beta} (\varphi(\beta))^2 \sigma_u^2 \\
&\stackrel{(C.102)}{=} -\frac{\beta}{1-\beta} (\varphi(\beta))^2 \sigma_u^2 + \frac{\beta}{1-\beta} (\varphi(\beta))^2 \sigma_u^2 = 0. \tag{C.105}
\end{aligned}$$

Use now (C.103)-(C.105) in the first-order expansion (C.66) and substitute for the martingale derivatives by using (C.88) and (C.89) to get the debt policy (48) in the text.