

An introduction to LSE Geography & Environment

Dr Neil Lee

Director, BSc Geography with Economics

n.d.lee@lse.ac.uk

@ndrlee

What do we do in LSE
Geography?

Cities & Development



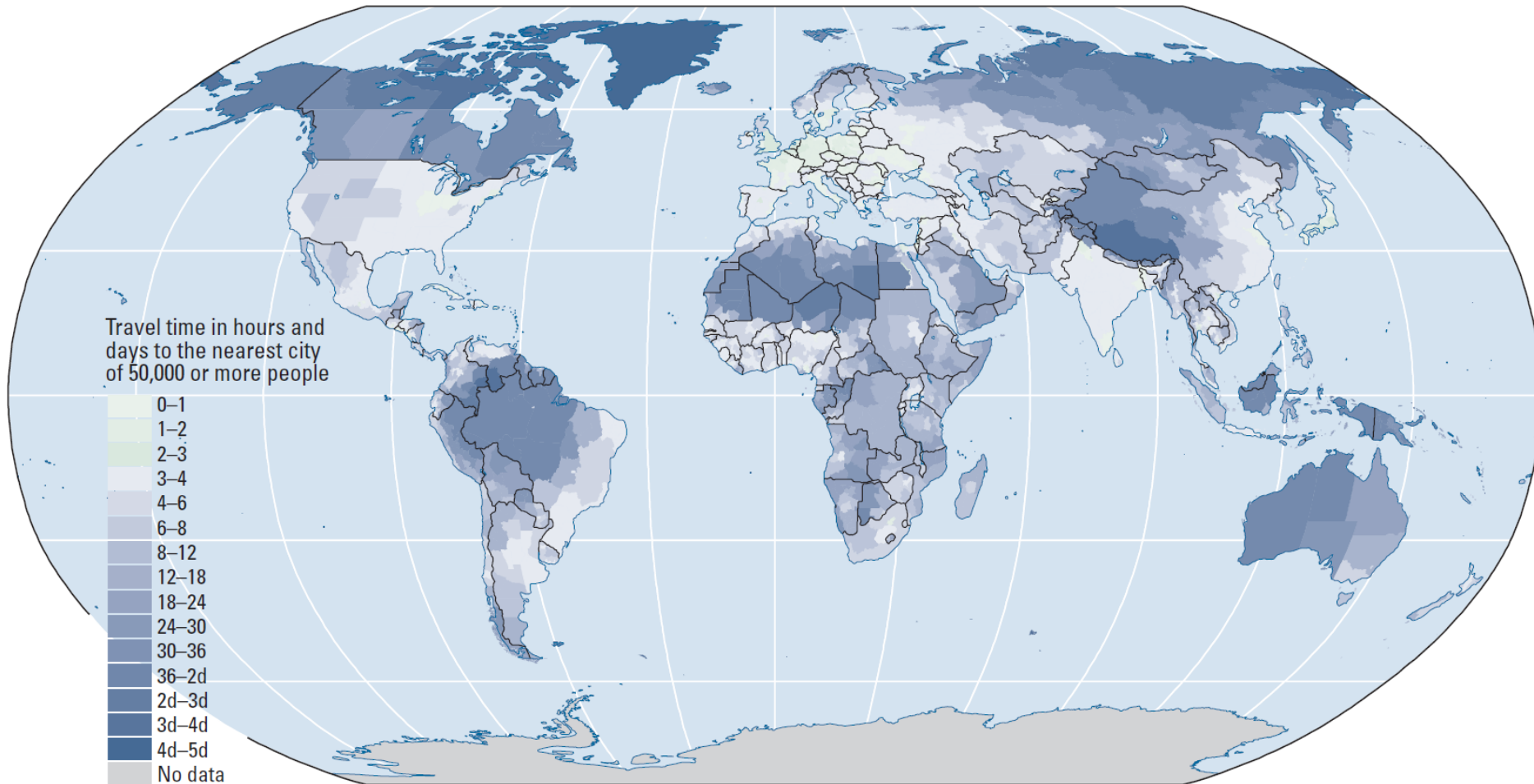
Sandeep MM via Flickr, CC License

The environment



Economic geography

Travel time to sizable settlements, by subnational administrative area



Contributed by Andrew Nelson; see Uchida and Nelson (2008) for this Report.

Source: World Bank, 2009

And we have impact...



The Real Reason Creative Workers Are Good for the Economy

RICHARD FLORIDA SEP 13, 2013 23 COMMENTS

The Economist

World politics

Business & finance

Economics

Science & technology

Culture

The City of London's tumble

After the fall

Britain's most spectacular moneymakers have tripped up. Over the next year or so, the fall will hurt not just them but Gordon Brown and the rest of the country too

Nov 29th 2007 | From the print edition

ft.com > life&arts >

FT Magazine

Home UK World Companies Markets Global Economy Lex

Arts Magazine Food & Drink House & Home Lunch with FT Style Books Pursuits

January 21, 2011 10:04 pm

A disastrous truth



By Simon Kuper

Floods and hurricanes do more damage every decade because ever more people own ever more stuff

theguardian

News Sport Comment Culture Business Money Life & Style

News Society Prostitution

Campaigners protest against United Nations stance on prostitution

Former prostitutes and anti-sex trafficking groups criticise UN to decriminalise pimping, brothel-keeping and buying sex

Joanna Walters in New York

theguardian.com, Saturday 21 September 2013 17.10 BST

ft.com > uk >

Politics & Policy

Home UK World Companies Markets Global Economy Lex

Africa Asia-Pacific Europe Latin America & Caribbean Middle East & North Africa UK

November 5, 2013 6:25 pm

KPMG defends key HS2 report

By Mark Odell, Transport correspondent

The authors of a key report bolstering the £50bn high-speed rail project have defended their work in the face of intense scrutiny from MPs and fierce criticism from transport experts.



[Home](#) | [News](#) | [U.S.](#) | [Sport](#) | [TV&Showbiz](#) | [Femail](#) | [Health](#) | [Science](#) | [Money](#) | [Video](#) | [Cof](#)

[News Home](#) | [Arts](#) | [Headlines](#) | [Pictures](#) | [Most read](#) | [News Board](#) | [Wires](#)



**Cancer-stricken
mother with only**



**'This is the last time
I'll bother you':**



**'Boris Berezovsky
was a broken man':**



**Top bridge player,
80, collapsed and**

Proof wind turbines take thousands off your home: Value of houses within 1.2 miles of large wind farms slashed by 11%, study finds

- Study by LSE found value of homes close to wind farms slashed by 11%
- Home that costs £250,000 would lose £27,000 in value
- Homes as far at two-and-a-half miles away could be reduced by 3%

Overall

- Leading edge academic research
- Impact in policy and the media
- Prepare undergraduates for the world of work

The geography of the recession

Today

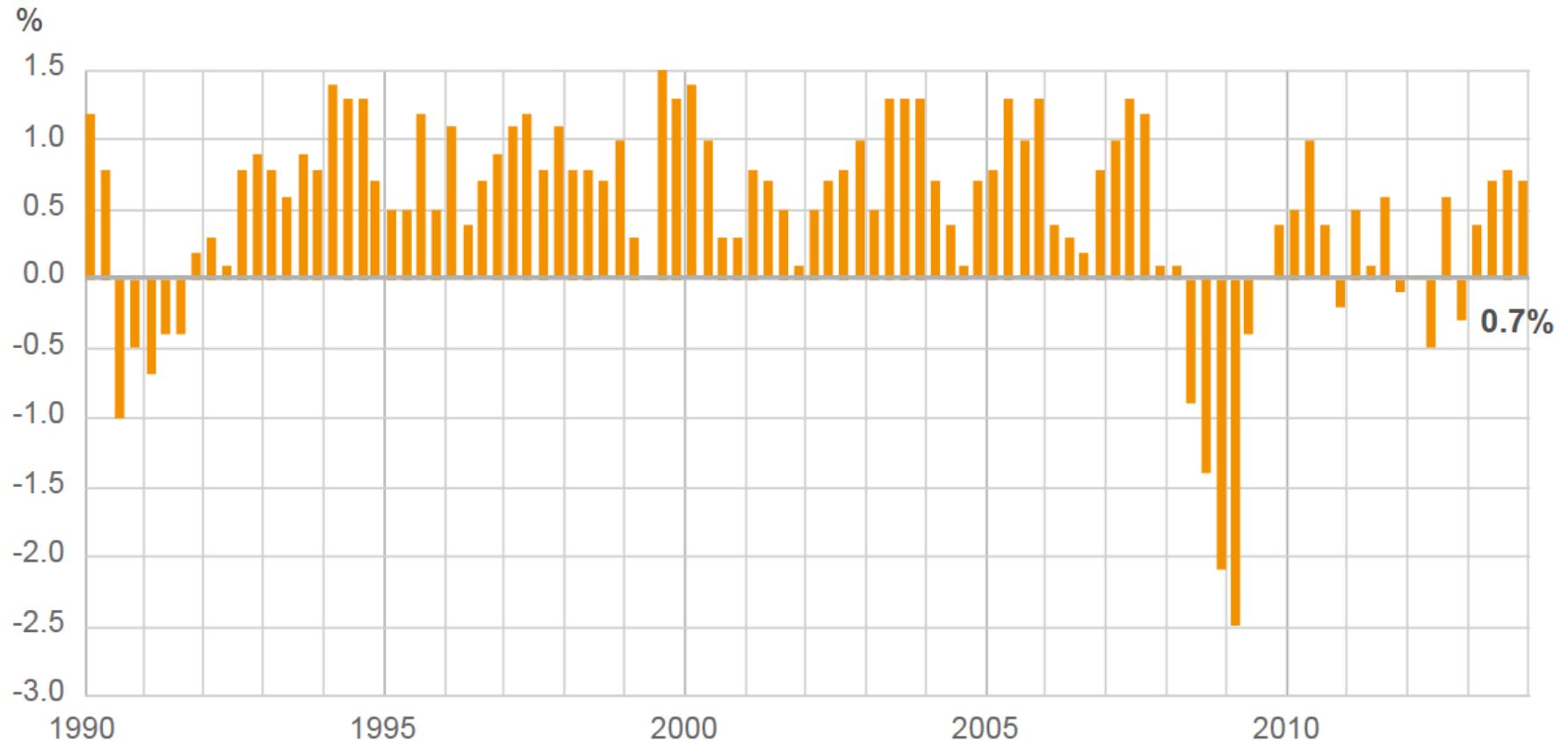
- The “Credit Crunch”
- Long-term economic change and the North / South divide
- What was the geography of the recession?
- What will the geography of recovery be?

The 'Credit Crunch'

- Long boom until 2007
 - Rising house prices
 - Reduced caution to risk
- Financial innovations
 - Sub-prime loans
 - Structured investment vehicles
- Interbank lending collapsed in the UK in September 2007 – Northern Rock

Recession – when the economy (GDP) shrinks for two consecutive quarters

UK GDP growth, quarter on previous quarter



Source: ONS

Via BBC

The recession which followed

- Demand in the economy collapses
 - Confidence reduces
 - People lose jobs
 - Reductions in demand
 - But, ‘stabilisers’ work
- Recession harmful for national economy
- But what was the geographical impact?

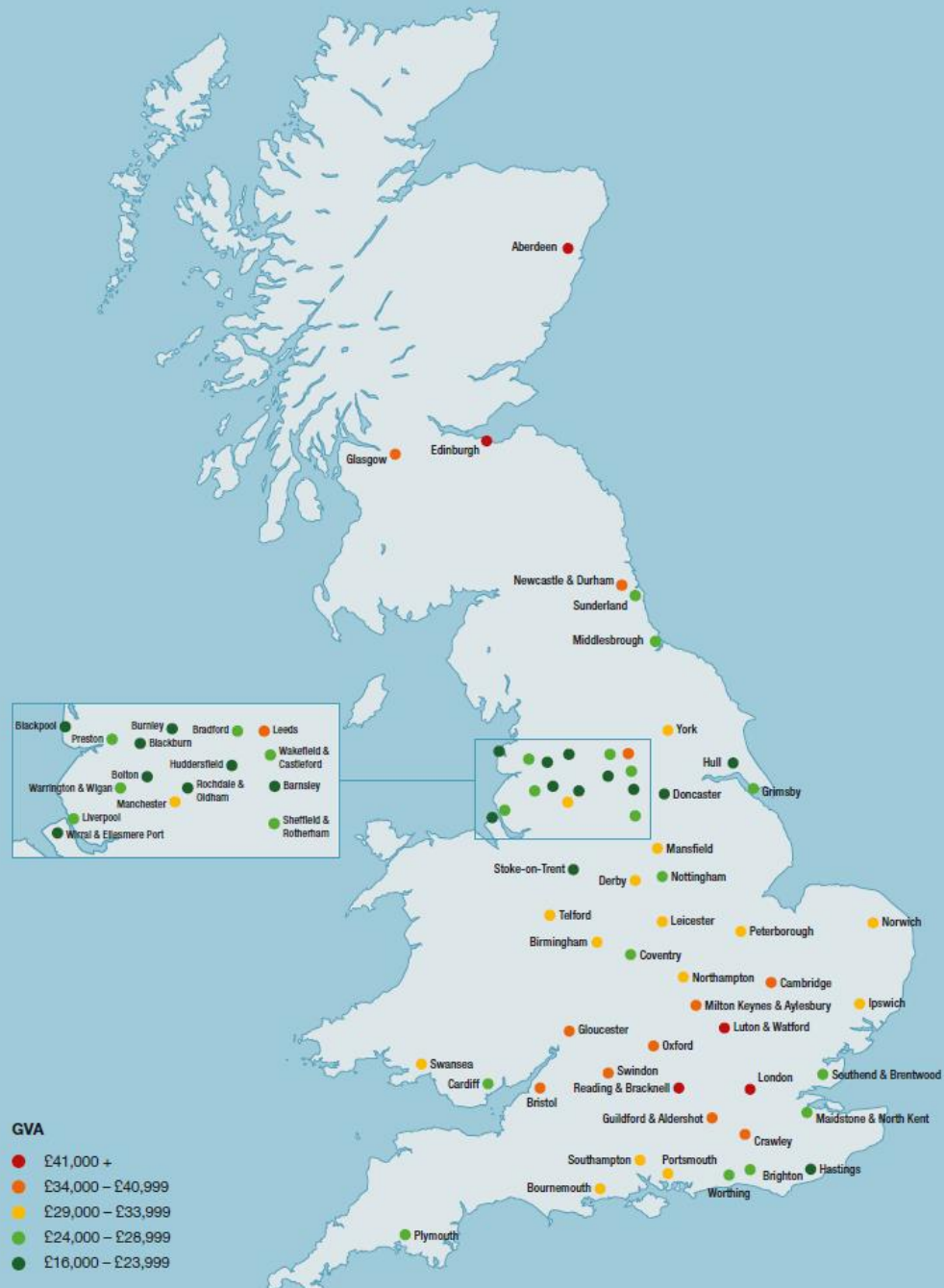
Today

- The “Credit Crunch”
- Long-term economic change and the North / South divide
- What was the geography of the recession?
- What will the geography of recovery be?

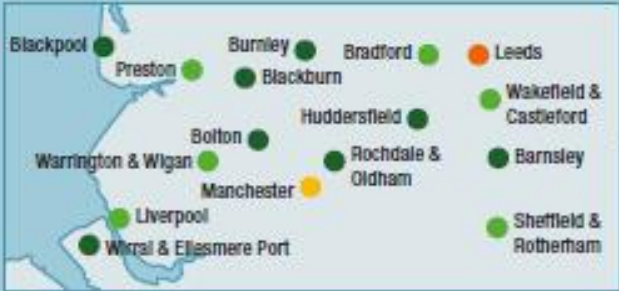
The ‘North-South Divide’

- “the widening economic, social and political disparity between the north and the south of the country” (Martin, 1988)
- But more variation *within* regions than *between* (e.g. Hastings)
- *Who* you are is more important than *where* you live (Gibbons et al., 2011)

GVA per adult, 2008

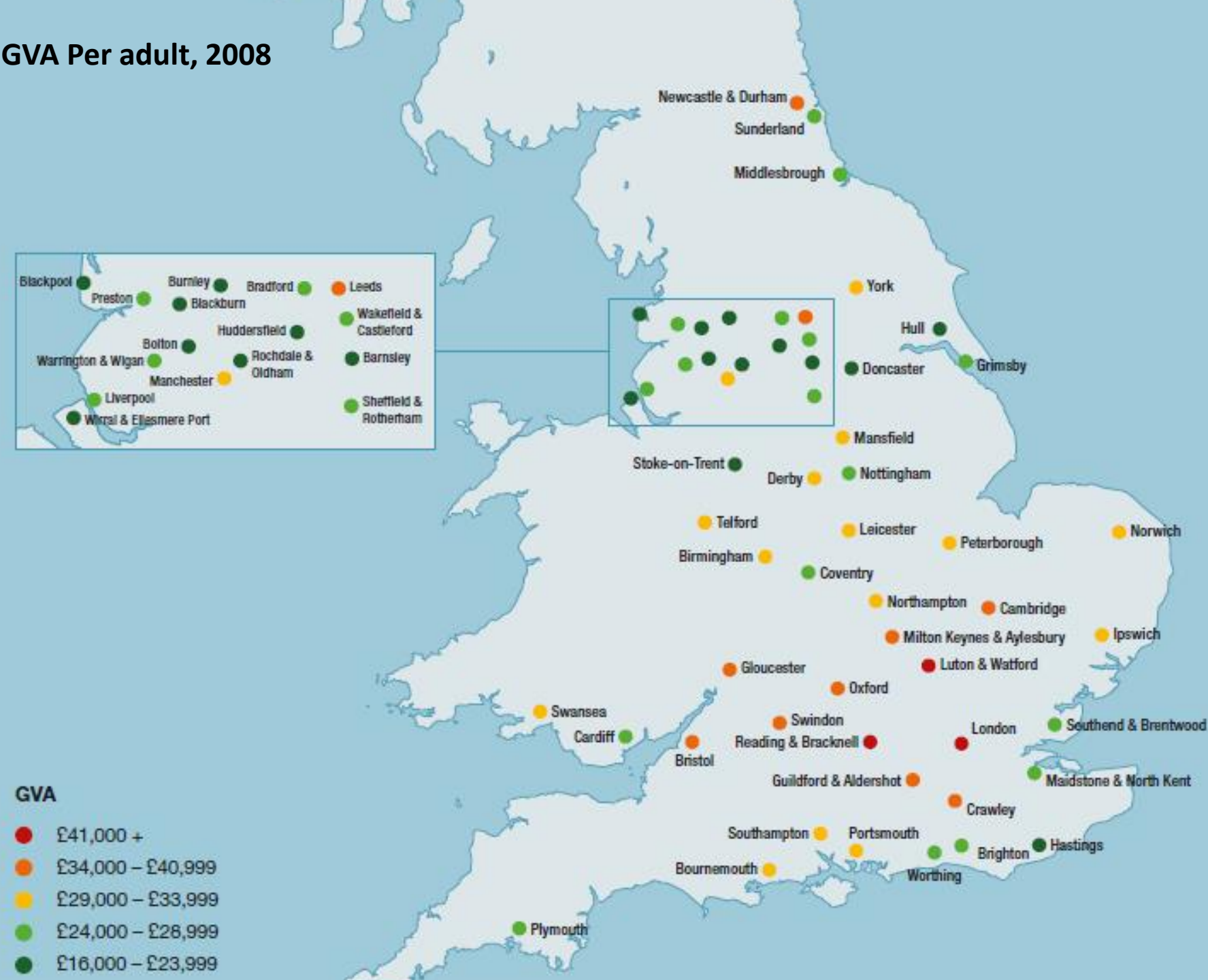


GVA Per adult, 2008



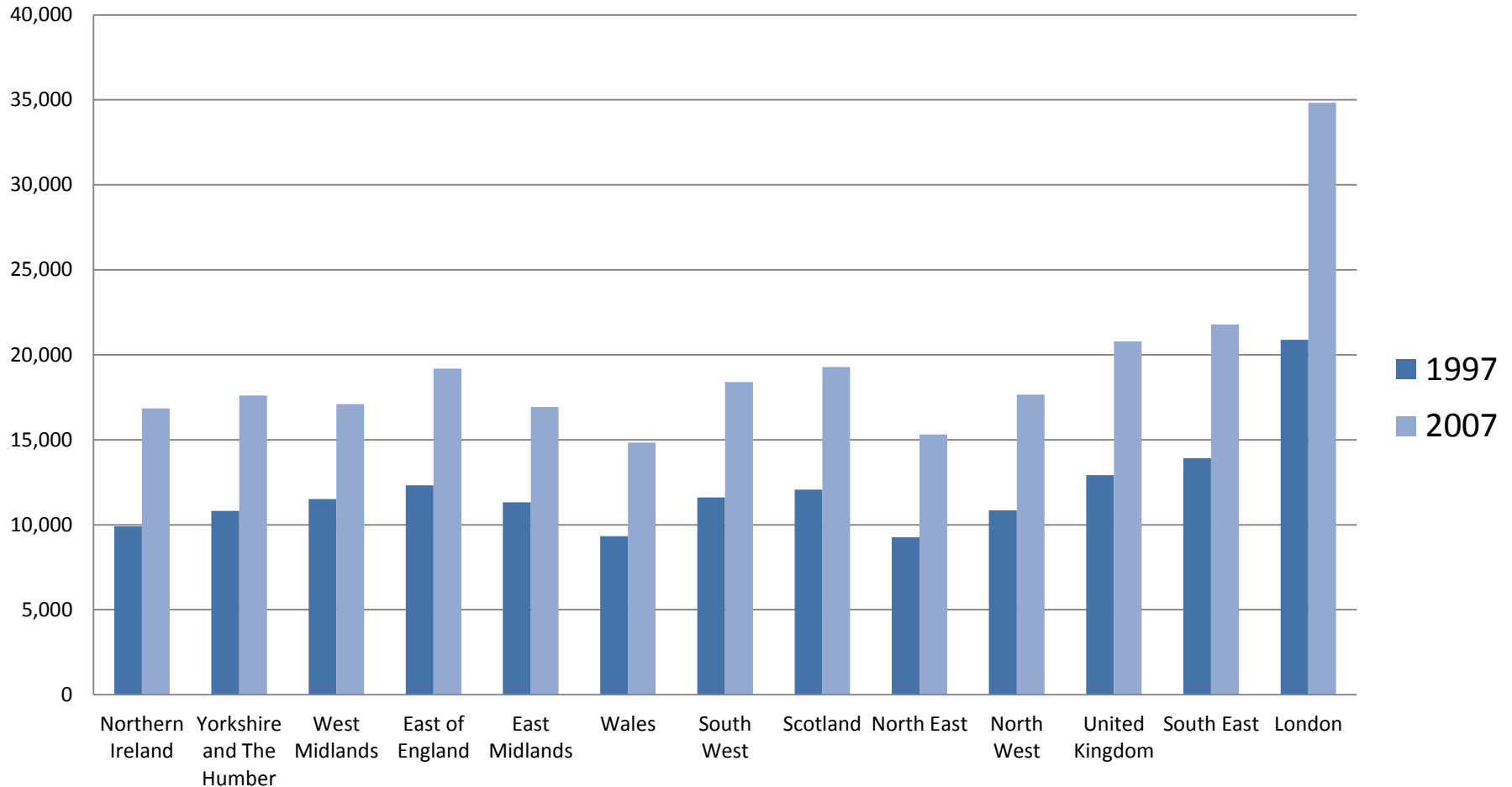
GVA

- £41,000 +
- £34,000 – £40,999
- £29,000 – £33,999
- £24,000 – £28,999
- £16,000 – £23,999



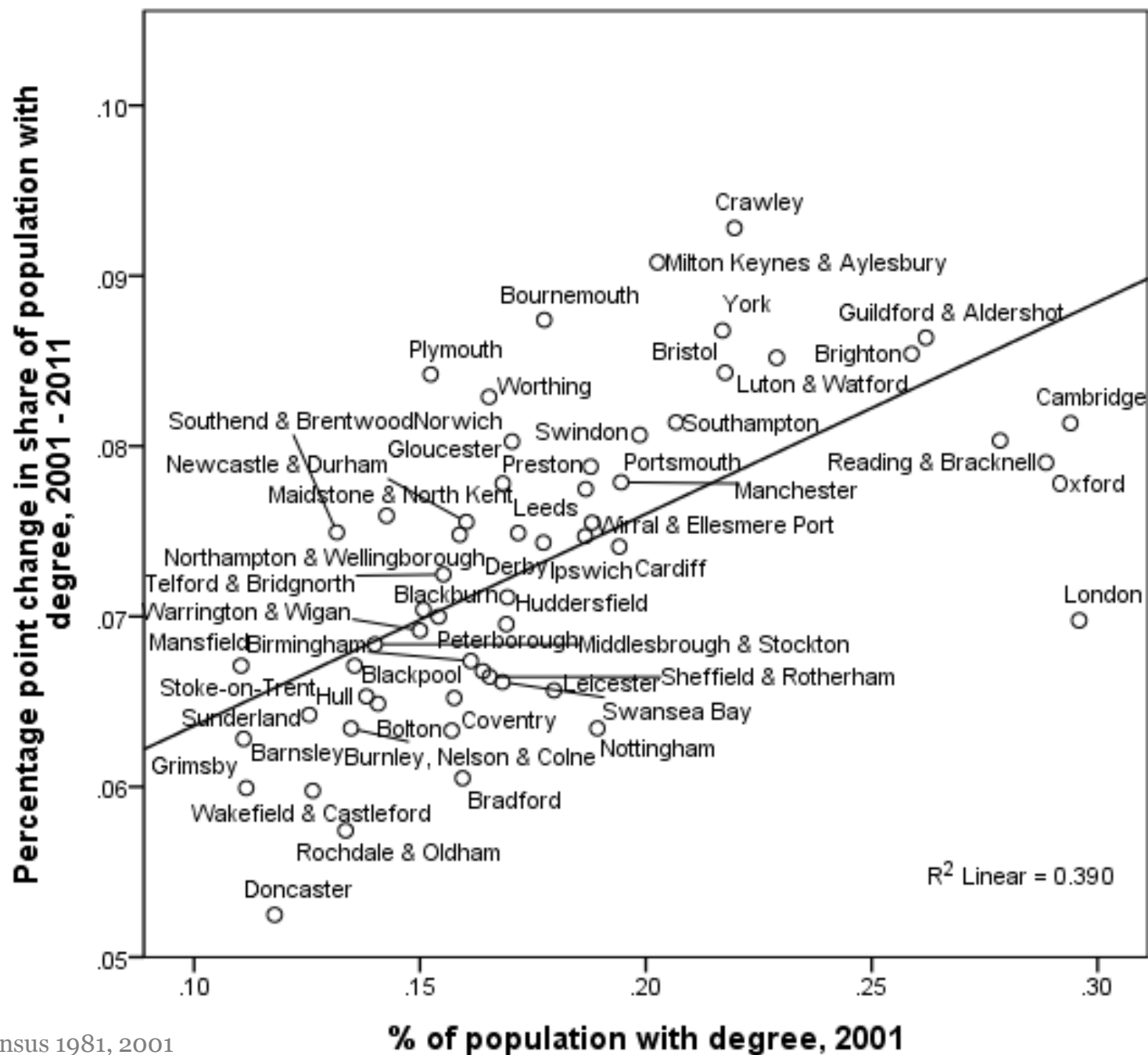
GDP growth before the recession

GDP per head (£), 1997 - 2007



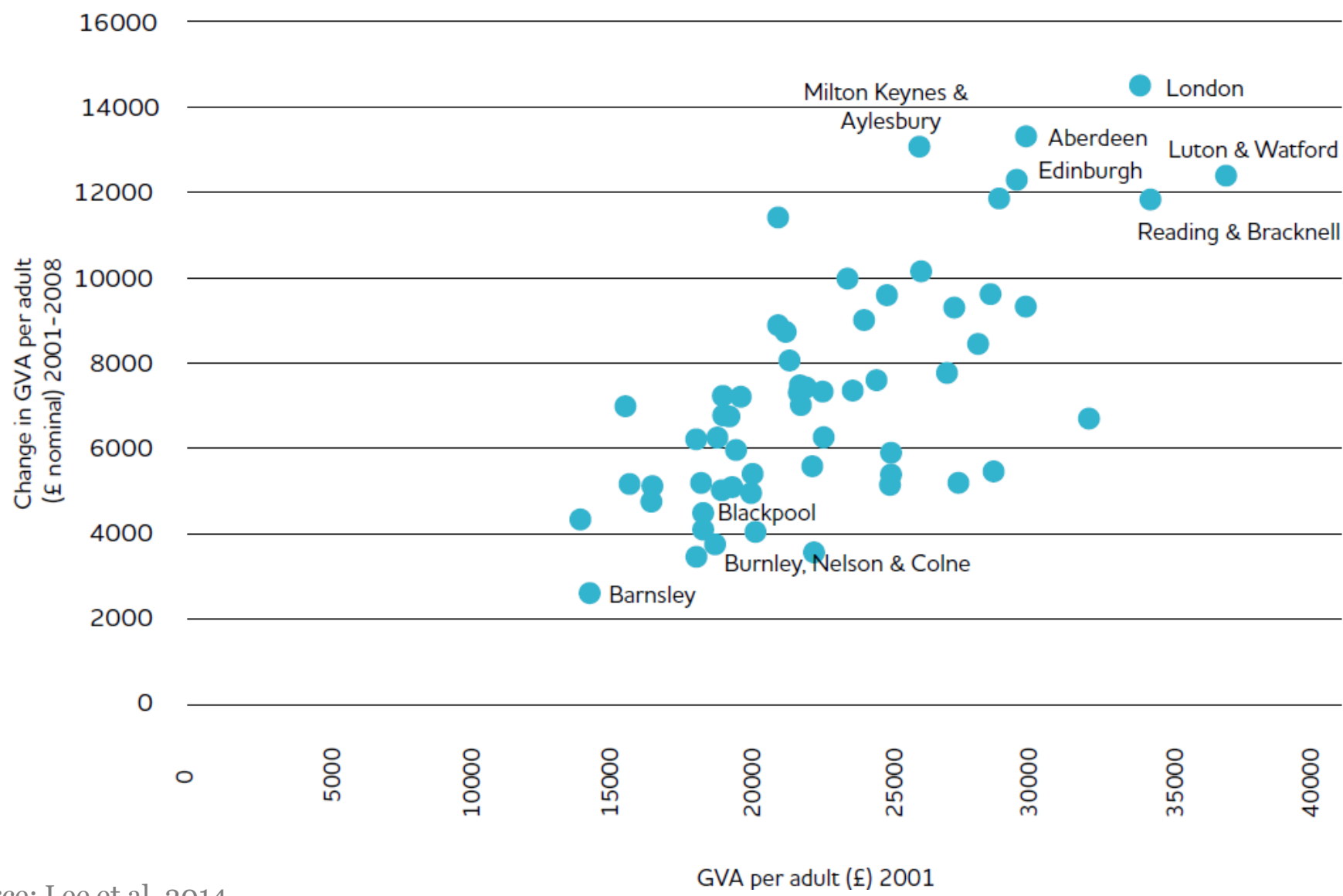
What's driving the North-South divide

- Long-term decline in manufacturing / extractive industries
- Growth in 'knowledge based' sectors
 - business services, finance, creative industries
 - concentrated in the 'South'
- People – skills are heading South



Source: Census 1981, 2001

Figure 4.4: Change in GVA per adult, 2001–08



Source: Lee et al. 2014

Today

- The “Credit Crunch”
- Long-term economic change and the North / South divide
- What was the geography of the recession?
- What will the geography of recovery be?

It's grim down south

This recession will be nothing like the one that gripped Britain in the early Eighties. It will hit people in different industries - finance and leisure, not manufacturing. And London, not the North, will bear the brunt. For the middle classes, the unthinkable is now starting to happen

Heather Stewart, Nick Mathiason, Tim Webb, Zoe Wood and Caroline Davies
The Observer, Sunday 19 October 2008



'Middle class recession' to hit Britain's white-collar workers, top economist warns

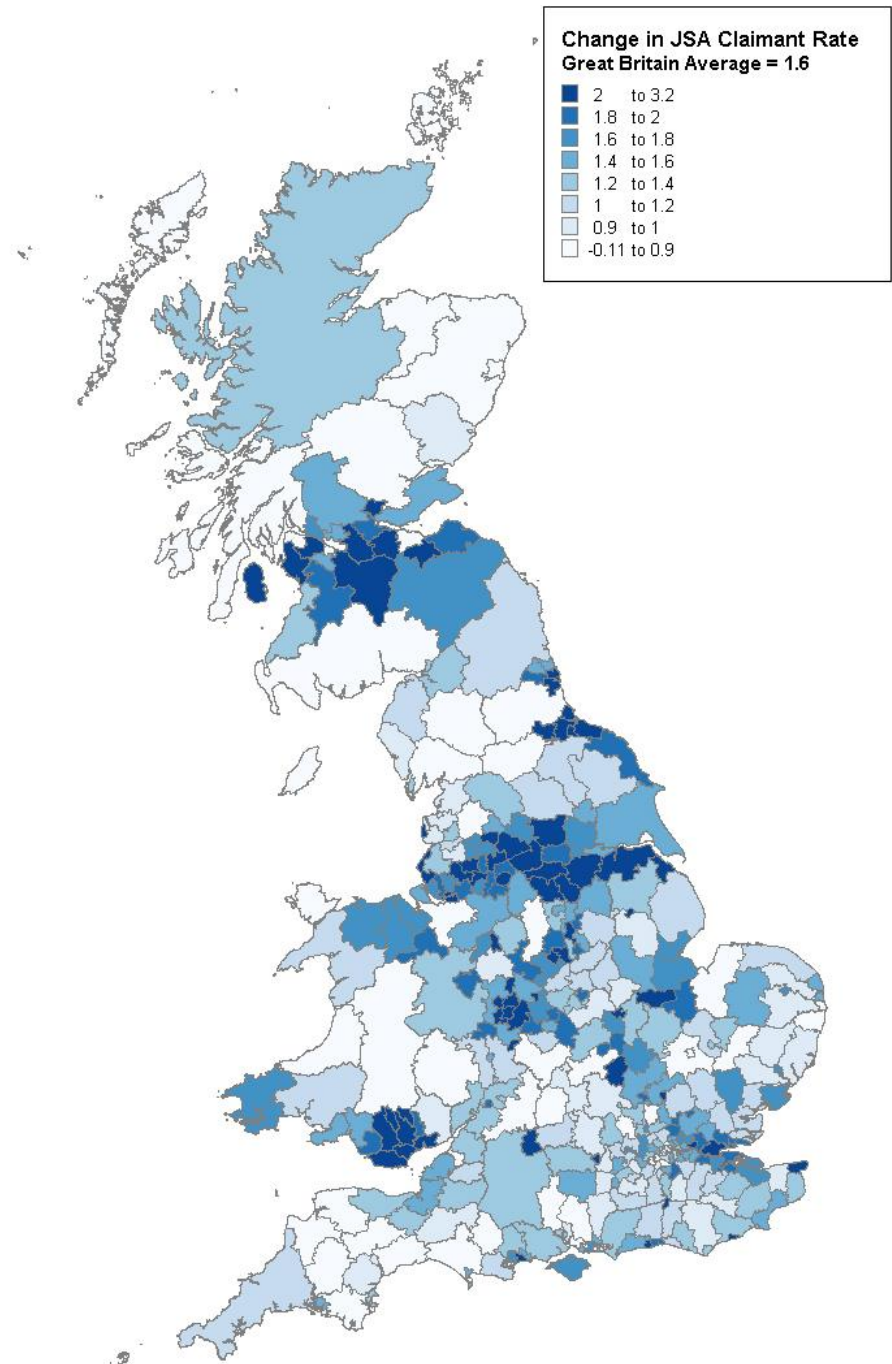
By [BECKY BARROW](#)

Last updated at 1:27 AM on 23rd October 2008

Changes in unemployment rate

Sep 07 – Sep 09

- Darker blue = larger increase
- Source: ONS



Labour markets in recession

- ‘Marginal’ industries and firms often forced to close
- Recession exacerbated patterns of structural change
- Most job losses in ‘mid-pay’ ‘low-mid-pay’ employment – construction / manufacturing
- Recovery – growth in professional employment

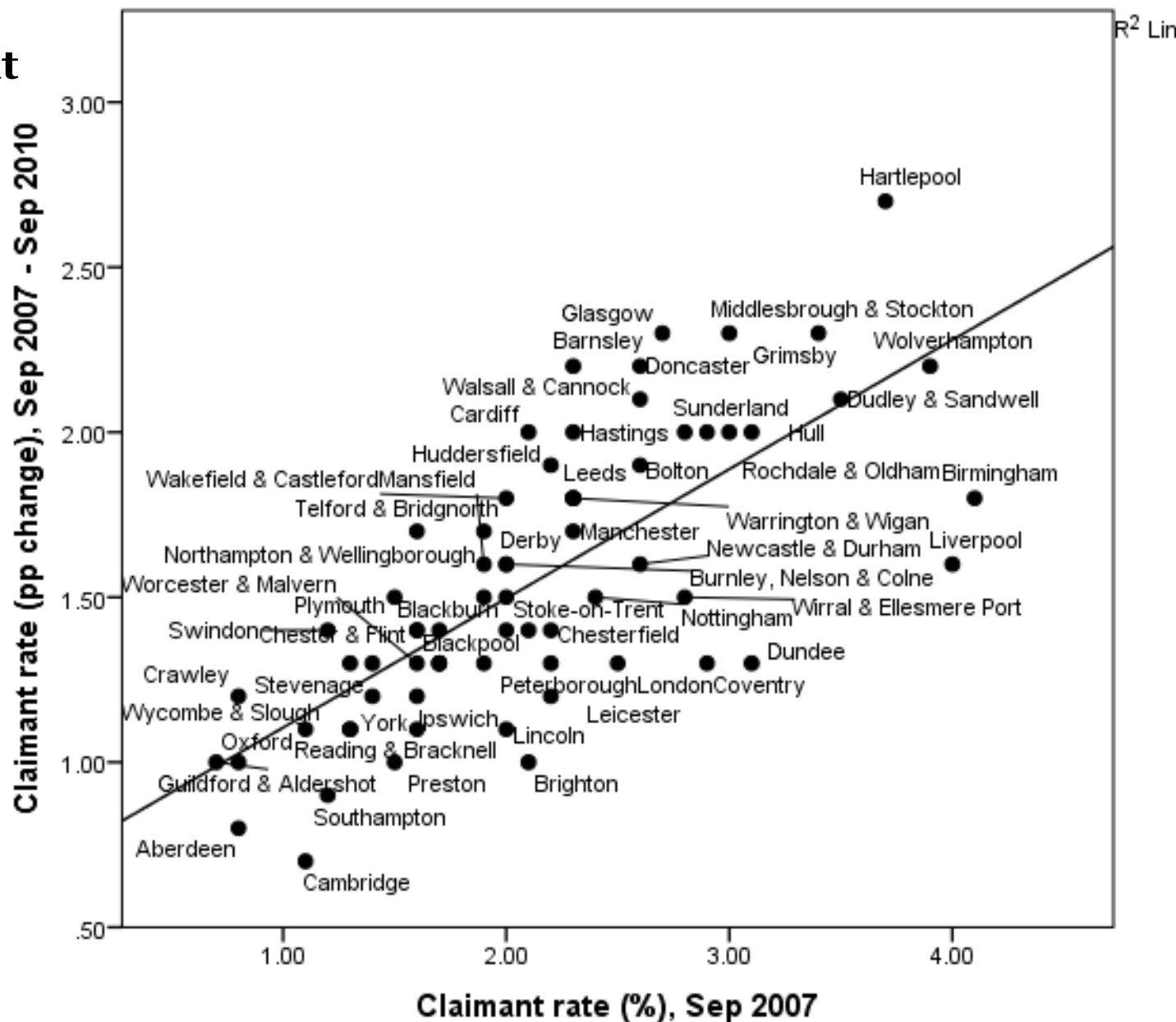
Jobs by industry (1,000s) - 2008 and 2010

	Q1 2008	Q1 2010	Change
Manufacturing	2,901	2,570	- 11.4% (331)
Construction	2,314	2,110	- 8.8% (204)
Finance and insurance	1,151	1,095	- 4.9% (56)
Arts, entertainment and recreation	872	848	- 2.8% (24)

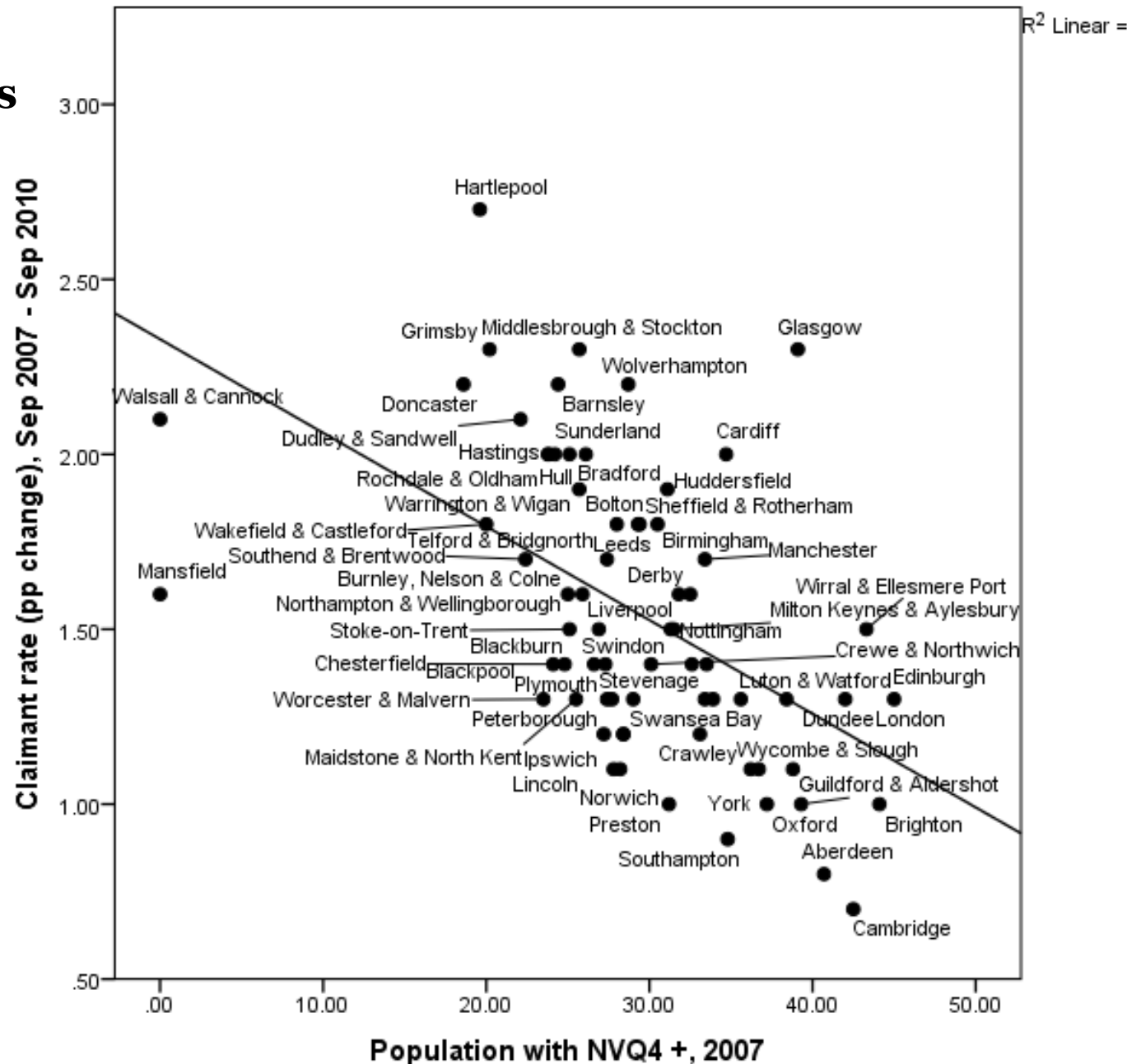
Source: ONS

Unemployment & initial unemployment rate

Sep 2007 – Sep 2010



Unemployment & city skill levels Sep 2007 – Sep 2010



Determinants of the recession

- Cities with weakest economies worst hit
 - Not London, Oxford or Guildford
 - But Birmingham, Barnsley and Stoke
- Skills key determinant of impact
 - But *who* you are more important than *where* you live
- Overall: Definitely not a middle-class recession

It's grim down south

This recession will be nothing like the one that gripped Britain in the early Eighties. It will hit people in different industries - finance and leisure, not manufacturing. And London, not the North, will bear the brunt. For the middle classes, the unthinkable is now starting to happen

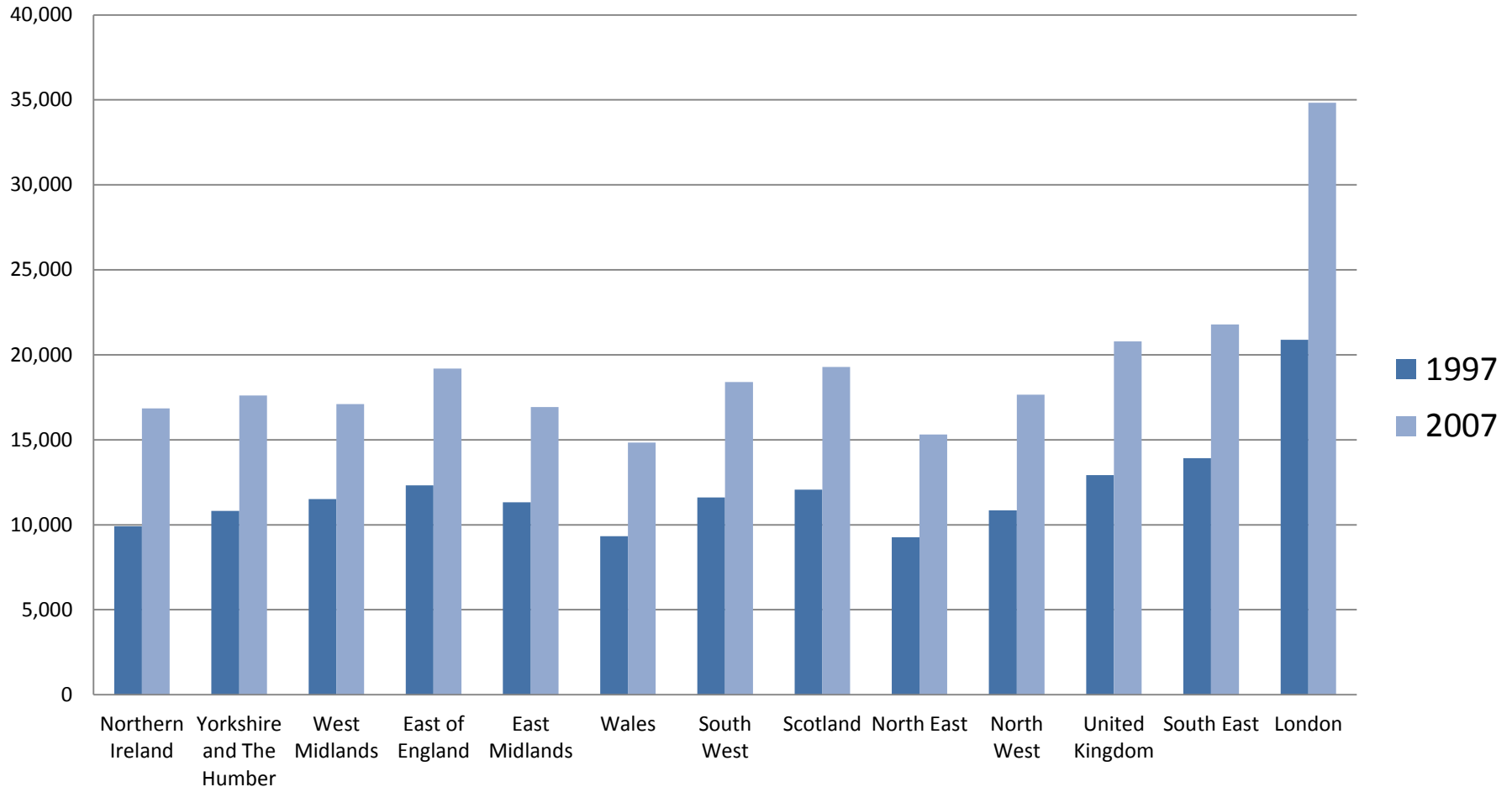
Heather Stewart, Nick Mathiason, Tim Webb, Zoe Wood and Caroline Davies
The Observer, Sunday 19 October 2008

Today

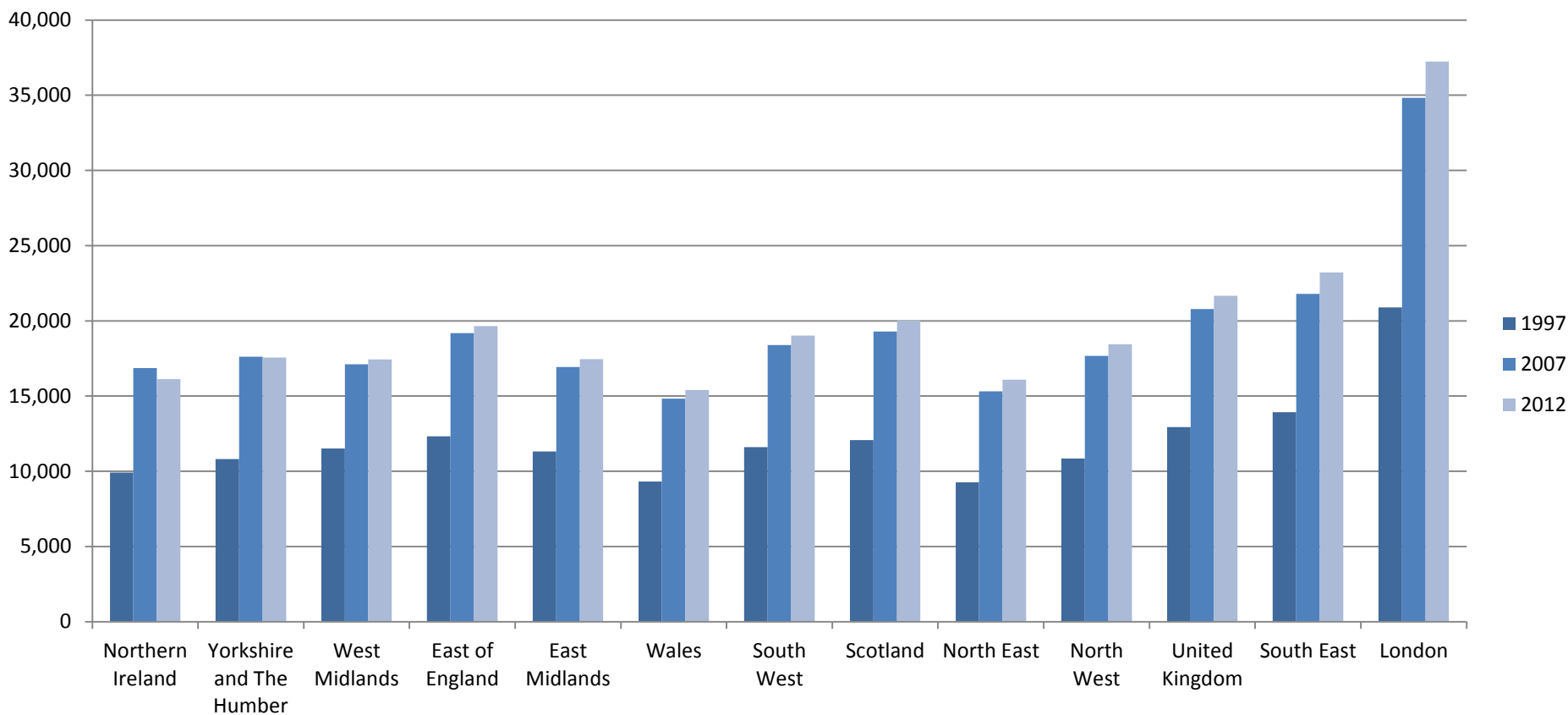
- The “Credit Crunch”
- Long-term economic change and the North / South divide
- What was the geography of the recession?
- What will the geography of recovery be?

GDP growth before the recession

GDP per head (£), 1997 - 2007



GDP performance since the recession



What happens next?

- The “South” seems to be extending its lead
- The government’s is committed to “rebalancing”
- We’ll know whether their efforts have succeeded in three years time...

What happens next? (2)

- Feel free to get in touch n.d.lee@lse.ac.uk
- This has only been a tiny share of what we do
- Tea and cake with the staff - 8th floor New Academic Building