



Offer Holder News



We hope your current studies are going well, and look forward to seeing you on campus soon!

The information in this newsletter will help provide you with tips to prepare for your move to London later in the year.

FUNDING AND FINANCIAL SUPPORT

As a dual degree student joining LSE in 2016/17, you may apply for financial support for the 2016/17 session from LSE's [Graduate Support Scheme](#).

Applying for Funding

If you wish to apply, please use the PDF form you were sent and return a hard copy of it to the [Financial Support Office](#) before the deadline of **30 June 2016**. Emailed versions are acceptable if they are completed on the hard copy, signed and then scanned.

We aim to provide a decision on each application on a rolling basis and usually within 4 weeks of receipt, although it may take longer during our busier times in May and June. Supporting documentation may be requested should an award be made.

Notification will be sent by hard copy mail so please ensure you provide a reliable postal address. Unfortunately, we cannot give out decisions via the phone or email.

Awards

Awards from the Graduate Support Scheme range from £5,000 to £15,000.

Please note that if your funding shortfall far exceeds the maximum award value, it is very unlikely that we will be able to offer you any support. Our awards are intended to supplement funding from other sources or to close a funding gap; we do not provide full awards. Unfortunately making an application carries no guarantee that it will be successful.

Find out more

There is more information about the Graduate Support Scheme [on our website](#). You may also find reading the [guide for applicants using our online application form](#) useful. Unfortunately dual degree students cannot apply online.

Please [contact the Financial Support Office](#) if you have any queries on the scheme.

Quick links

[Graduate Admissions Offer Pack \[PDF\]](#)
[Department contacts](#)
[Term dates 2016/7](#)
[LSE for You](#)
[FAQs](#)
[Careers](#)
[Graduate Destinations](#)
[CMA](#)





Meeting English Language conditions

As a dual degree student, your current institution will report on your progress directly to LSE. However, you may have an English language condition on your offer; this will be detailed in your offer letter from LSE

If you are required to provide an IELTS (or equivalent) score as part of an English language condition, you should arrange to take the test as soon as possible. Once you have your results, please submit them online, including the TRF number detailed on your result certificate.

Official evidence of your English test scores must be received before you will be able to register with us.

Official documents


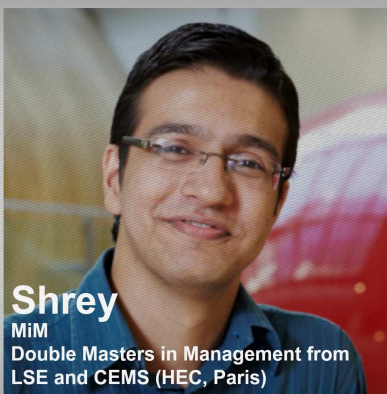
Even if your offer is unconditional, you may be required to supply additional, official, documentation. Any such requirement is stipulated in your offer letter and LSE for You.

These documents must be received before you will be allowed to register with LSE. Full guidance on what constitutes an "official" document is detailed on pages 12 and 13 of your Offer Pack.

Please note that you should not send your original degree certificate, as we are not able to return any documents. Instead, you may submit certified copies or use our Proof of Degree form.

STUDENTS@LSE BLOG

We have lots of active bloggers on our students@lse blog. You can hear from our Graduate (and undergraduate) students, guests and alumni.



FINDING ACCOMMODATION

Coming to live in London, and finding the right accommodation here, may seem daunting at first. However, once you have established what your needs are, and what options are available, it shouldn't be long before you've found a home in London with LSE.

LSE Residential Halls

Halls are a great way to meet a real mix of people, from the UK and overseas. Each year we allocate over 4,000 places in Halls, across 20 different locations in central London (nearly all in walking distance of LSE!).

With a broad range of different rooms available, several factors may affect your choice. Choose between catered and self-catered, rooms with or without an en-suite bathroom, and shared rooms to studio flats. All options include utility bills, internet access and contents insurance.

Applications for places in Halls for 2016/2017 opened in February and will close on 31 July 2016 – remember to apply early! [View and compare the options](#).

LSE Residential Services are excited to have opened a new hall just last September, in partnership with urbanest: [urbanest Westminster Bridge](#).



This hall is run in partnership with urbanest, with whom LSE work closely, and showcases the very best in new student housing in the UK. In addition to the impressive facilities available (including gym, health suite, café, roof terraces and bike hire), a section of the hall (480 beds) is exclusively designated for LSE students.

As with all LSE halls, a friendly professional team is available 24 hours a day, 7 days a week to help with any concerns or questions you might have.

Accommodation fees

Fees for LSE Halls vary depending on the particular hall you choose.

Please check our [2016-2017 Fees table](#) before deciding which hall is best for you.

A schedule of payment dates will be made available in your licence agreement, but generally, fees are due on a termly basis, by the end of the second week of each term.

Private Accommodation

Many of our students choose to live in privately rented housing. It may be difficult to arrange this sort of accommodation before arriving in London, as you should inspect any property before committing to rent it. We advise you allow at least two weeks to find a suitable place to live.

[LSE Studentpad](#) allows you to conduct some research before you visit LSE, allowing you to access lists of properties, make contact with other LSE students also searching for accommodation (via message boards), and to view a wide range of advice on how to find accommodation in London.

Contacting residential services

If you would like to get in touch with LSE Residential Services Office, they would be happy to provide you with advice on LSE Halls and searching for private accommodation.

The Residential Services Office is open from 9am to 5.30pm, Monday to Friday.

In person:

3.02 Saw Swee Hock Student Centre
Houghton Street
London WC2A 2AE

By email:

accommodation@lse.ac.uk

By phone:

+44(0)20 7955 7531



TIPS FOR LONDON LIFE

Many students worry about their finances when embarking on a new course of study, but there are many ways to save money while you are here in London!

In addition to student discounts at high street shops and cinemas (many will offer this on production of a valid [NUS](#) or [ISIC](#) card), there are many other ways to enjoy all that London has to offer without overspending on your budget.



18+ Student Oyster card

As a student at LSE, you will be eligible for a student oyster card for travelling by public transport. This helps you save 30% off adult travel cards and bus/tram passes.

Second-hand books

Alpha Books, based on campus, offers a range of discounted and second-hand course books. The on-campus Waterstones offers a second-hand buy-back scheme for course books.

Discount voucher sites

Many websites offer discounts for students, including deals on eating out, reduced accommodation and sale items. Try: [studentbeans.com](#), [savethestudent.org](#), [myvouchercode.com](#)

London discounts

Londoners can enjoy discounts on a range of culture, cuisine and shopping in the city. Check out daily deals websites such as [Wowcher](#), [Living Social](#) and [Deal Zippy](#) to see offers.



NEWS FROM AROUND LSE

LSE ranked as a top university in Europe



LSE has climbed to sixth place in the Times Higher Education (THE) European University Top 200 Rankings, published today.

The School achieved the sixth highest score of all universities in the continent, and came fifth within the UK.

[Read more »](#)

Governments may have deliberately allowed migrants to permeate borders



Border controls which allow migrants to bypass them may have been part of a deliberate policy to boost domestic economies and garner party-political support, according to new LSE research

[Read more »](#)

This week's podcasts and videos

[From a Culture of Connectivity to a Platform Society](#)

Speakers: Professor José van Dijck and Professor Sonia Livingstone
Recorded: Monday 7 March, approx. 90 minutes

[A Question of Law and Wealth](#)

Speakers: Professor Jonathan Fisher, Dr Eva Micheler, Professor Niamh Moloney, and Dr Joseph Spooner
Recorded: Wednesday 2 March, approx. 85 minutes

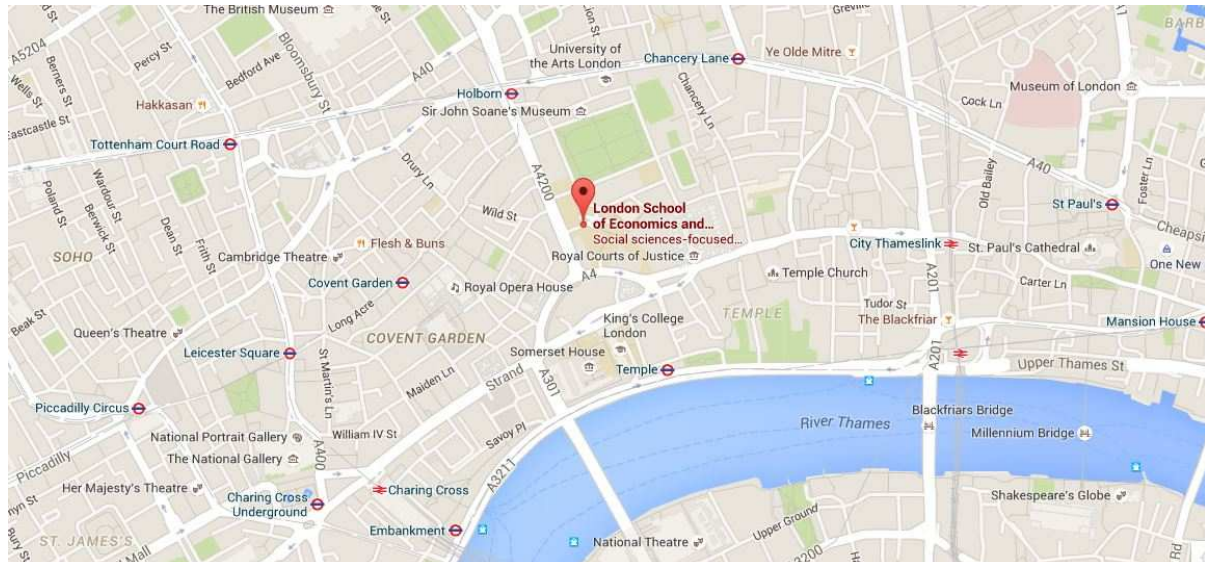
[See more »](#)



LIFE IN LONDON: EXPLORING THE AREA

Whether you already live nearby, or you will be travelling to us from thousands of miles away, London has an enormous amount to offer and LSE benefits from an excellent city centre location.

Below are some local places of interest, which you may be surprised to learn are all within a 30 minute walk from LSE!



Tate Modern

International modern and contemporary art

[Find out more](#)



Soho

Vibrant nightlife and entertainment

[Find out more](#)



British Museum

Completely free to visit; open every day.

[Find out more](#)



Somerset House

Arts and cultural centre, 5 minutes from LSE!

[Find out more](#)



London South Bank

Arts, shopping, food, the London Eye and more!

[Find out more](#)



St Paul's Cathedral

Discounted entry for students

[Find out more](#)



London Transport Museum

Discounted entry for students is available.

[Find out more](#)



Royal Courts of Justice

Built in the 1870's and adjacent to LSE.

[Find out more](#)