



THE LONDON SCHOOL
OF ECONOMICS AND
POLITICAL SCIENCE ■

**INSTITUTE OF
PUBLIC AFFAIRS**

**EXECUTIVE MASTER OF
PUBLIC ADMINISTRATION
(EMPA)**



www.lse.ac.uk/EMPA

CONTENTS

PROGRAMME DIRECTORS' WELCOME 1

WHY LSE? 2

The Heart Of London 2

A World Centre of Research
and Teaching 2

Research Quality 2

The Student Community 2

PUBLIC EVENTS AT LSE 3

PROGRAMME OVERVIEW 4

Designed for Working Professionals 4

Intensive Modular Teaching 4

Skills for Public Policy 4

LSE Faculty 4

CURRICULUM INFORMATION 5

Core Modules 5

Option Modules 5

TEACHING AND ASSESSMENT 6

Week-long Teaching Blocks 6

Policy in Practice Weekends 6

Networking 6

Assessment Methods 6

Optional Maths and
Statistics Refresher 6

Student Support 7

CIVIL SERVICE AND LSE EXECUTIVE MASTER OF PUBLIC POLICY 8

EMPA CLASS PROFILE 9

THE FACULTY 10

FREQUENTLY ASKED QUESTIONS 12

ALUMNI STORIES

Anikka Weerasinghe 7

Mike Lynch 11

Dina Kamal Inside Back Cover

CONTACT US

If you have any queries about the Executive MPA our administrative team will be happy to answer them.

Executive MPA

Institute of Public Affairs

The London School of Economics
and Political Science

Houghton Street

London

WC2A 2AE

Telephone: +44 (0)20 7107 5234

Email: execmpa@lse.ac.uk



“ LSE provides a unique environment in which to study policy. Many members of the LSE community move seamlessly between academia and policy-making. It is a place where ideas are both generated and debated in classrooms, public forums and research publications. The aim is to seek out effective long-term solutions to problems, not short-term palliatives. This means having the kind of grounding in rigorous thinking that LSE offers. The Executive MPA broadens the ways in which those aspiring to make policy better can access what LSE has to offer.

Professor Tim Besley

For more than a century LSE has trained decision-makers in the public and private sector from around the globe. Among its alumni are numerous government and business leaders, and several Nobel Prize winners. The School's founders believed in the power of scholarship that addresses the fundamental socio-economic and political problems of our time to improve society. Throughout its history LSE has been at the cutting edge of research in the social sciences and the design of public policies.

The **Executive Master of Public Administration (EMPA)** brings together experts from across LSE to train future public policy leaders. The curriculum emphasises a core set of skills in economics, policy evaluation and political science, and shows how these can be applied to analyse policies in a broad range of settings. We integrate technical training in the core subjects with a choice of specialisations, as well as practical policy workshops. The curriculum is organised around intense teaching blocks in which students interact with leading academics and policy practitioners who have hands-on experience with the challenges of policy-making. The EMPA shares some classes with the **Civil Service and LSE Executive Master of Public Policy (EMPP)**, a sponsored degree programme for senior levels of the UK Civil Service (see page 9). This allows EMPA students to benefit from the experience and insight of senior government decision-makers and for EMPP students to benefit from the diversity of experience in the EMPA cohort. The EMPA/EMPP peer network will provide support and inspiration throughout your professional career.

We look forward to welcoming you to the Executive MPA.

Daniel Sturm

EMPA and EMPP Programme Director, Department of Economics

Joachim Wehner

EMPA and EMPP Programme Director, Department of Government

PROGRAMME DIRECTORS' WELCOME



Daniel Sturm, MSc (LSE), PhD (LSE), is a Professor of Economics at LSE and also a Research Fellow of

the Centre for Economic Policy Research (CEPR). Prior to joining LSE in 2006 he was an Assistant Professor of Economics at the University of Munich. His research interests are primarily in the areas of international trade, economic geography and political economy. In particular he works on the empirical implications of economic geography models and the effects of electoral accountability on policy choices. His work has been published in a number of academic journals, including the *American Economic Review*, *Quarterly Journal of Economics* and *Review of Economic Studies*.



Joachim Wehner, MA (Stellenbosch), MSc (LSE), PhD (LSE), is an Associate Professor of Public Policy at

LSE, and a member of the Political Science and Political Economy (PSPE) research group, and the Public Policy Group. He previously worked for five years as a policy analyst at the Institute for Democracy in South Africa (Idasa), specialising in public financial management and budget analysis. He has also been a consultant for a number of government bodies and other institutions, including the World Bank and the Organisation for Economic Co-operation and Development (OECD). His research interests are in the field of political economy, in particular budgeting and fiscal policy.

WHY LSE?

LSE OFFERS A UNIQUE OPPORTUNITY TO STUDY THE SOCIAL SCIENCES AT A UNIVERSITY WITH A WORLDWIDE ACADEMIC REPUTATION, WHILE ENJOYING THE CULTURAL, SOCIAL AND RECREATIONAL FACILITIES OF ONE OF THE WORLD'S MOST VIBRANT CAPITAL CITIES.

THE HEART OF LONDON

The character of LSE is inseparable from its location. Situated in the heart of central London, the School is located in one of the most cosmopolitan cities in the world. Only a short distance from Europe's financial, legal and cultural centres, LSE stands at the crossroads of international debate, fundamental to our identity as an outward looking institution with an active involvement in UK and world affairs. LSE is stimulating, cosmopolitan and very much a part of the "real world". These qualities derive from the variety of its staff and students, from its

active academic and political concerns, and from the easy interchange of ideas between the School and the world outside – government, Houses of Parliament, the business and financial institutions of the City, the law courts and media are all on the School's doorstep. Each year there are many influential outside speakers at the School (national and international politicians, business leaders, industrialists and civil servants) as well as leading academics from all around the world who visit to participate in teaching, to give public lectures and to pursue their own research. LSE is compact and full to the brim with students and staff – this contributes to the vitality and friendliness of the place.

A WORLD CENTRE OF RESEARCH AND TEACHING

Our research informs and constantly invigorates our teaching. Graduate students play a valued and important role in the School's contribution to scholarship, through the research they undertake during their studies. LSE supports the research of its staff through academic departments and institutes, and also through a range of interdisciplinary research centres. Some 97 per cent of LSE academics are actively engaged in research. Staff are regularly sought out as advisers, consultants and commentators, becoming involved in the practical impact of the subjects they teach and research.

The School's international reputation and London location ensure that in times of crisis it is to LSE that the media turn first for a response. Professor Nicholas Stern (climate change), Professor Conor Gearty (human rights), Professor Anne Power (housing policy), Professor Tony Travers (London and local government) and Professor Simon Hix (Brexit), will all be familiar names to many news addicts. For a guide to staff research and consultancy experience, and their leading publications, please see lse.ac.uk/experts

RESEARCH QUALITY

LSE is ranked second in the world for social sciences according to the QS World University Rankings for 2016/17, making it one of the world's great research and teaching institutions. LSE has also retained its number one position in the UK for social sciences ahead of Oxford and Cambridge.

The Research Assessment Framework (formerly the Research Assessment Exercise – RAE) is a UK-wide assessment of research at universities undertaken by the Higher Education Funding Council every five to seven years. The most recent REF took place in 2013 and the results (released in December 2014) confirmed LSE's position as a world leading research university, with the School topping or coming close to the top of a number of rankings of research excellence.

THE INSTITUTE OF PUBLIC AFFAIRS

The Institute of Public Affairs (IPA) unites government officials, corporations and the third sector with LSE's world-class faculty and students to shape policy-making debates and ideas. IPA is the home of LSE's renowned teaching in public policy and administration including the MPA, EMPA and EMPP. Giving the programmes one home ensures they benefit from best practice across the portfolio and engagement activities with policy communities, including alumni, undertaken by IPA staff.

THE STUDENT COMMUNITY

Students who choose LSE experience an active and varied programme. Our degrees emphasise the need for self-study and rigorous intellectual skills where an individual student's opinion matters. The student community is one of the most diverse in the world, with students from over 145 countries living and studying on campus. This mix encourages a truly global approach to intellectual discovery and academic life, which cannot be matched elsewhere. The total student population is around 9,250 full-time and 900 part-time, 59 per cent of whom are studying at graduate level. If you enjoy being challenged – intellectually, socially and personally – then choose LSE.

PUBLIC EVENTS AT LSE

The London School of Economics and Political Science brings the outside world onto campus by regularly welcoming some of the most influential figures in the social sciences to speak at lectures and conferences throughout the academic year.



Nelson Mandela



Bill Gates



Michelle Bachelet



George Soros



Aung San Suu Kyi



Kofi Annan



Shami Chakrabarti



Thomas Piketty



Winnie Byanyima



Joseph Stiglitz




Sri Indrawati

PROGRAMME OVERVIEW

THE EMPA IS A PART-TIME DEGREE FOR WORKING PROFESSIONALS WHO TYPICALLY HAVE AT LEAST FIVE YEARS POST-DEGREE WORK EXPERIENCE. THE PROGRAMME IS DESIGNED TO BE COMPLETED OVER 19 MONTHS. TO OBTAIN THE EMPA STUDENTS MUST COMPLETE EIGHT MODULES.

DESIGNED FOR WORKING PROFESSIONALS

The EMPA is a part-time degree for working professionals with at least five years of post-degree work experience. The programme comprises eight modules taught over a period of 19 months starting in December. Participants require some additional time out of the office, but the programme is designed specifically to allow students to continue to work whilst they study for their degree.



INTENSIVE MODULAR TEACHING

The EMPA is taught in a combination of week-long modules and Policy in Practice weekends. The week-long modules take place on the LSE campus from Monday – Friday. The Policy in Practice weekends run Friday – Sunday and also take place on campus. We use a variety of assessment methods, including individual written assignments and exams. Students complete a total of eight modules:

- three core modules that develop fundamental analytical skills;
- a choice of two modules from our options list; and
- three Policy in Practice weekends.

SKILLS FOR PUBLIC POLICY

The core modules develop skills for the political and economic analysis of public policy, as well as quantitative methods. These skills are applied to current policy challenges in a series of Policy in Practice weekends. In addition, a choice of two option modules allows students to develop skills in areas of specialisation that are most relevant in the context of their individual career plans. The EMPA shares core and option modules but not Policy in Practice Workshops with the Civil Service and LSE Executive Master of Public Policy (EMPP), a sponsored degree programme for senior levels of the UK Civil Service (see page 9). This allows EMPA students to benefit from the experience and insight of senior government decision-makers and for

EMPP students to benefit from the diversity of experience in the EMPA cohort.

LSE FACULTY

The programme is delivered by LSE faculty associated with the Institute of Public Affairs and from several departments within the School. We also collaborate with carefully selected academic contributors from other institutions, as well as policy practitioners.

CORE MODULES

POLICY IN PRACTICE WORKSHOPS I, II AND III

Each policy workshop applies the analytical tools that are taught in the week-long modules of the Executive MPA to specific policy areas. Teaching is based on a series of case studies. The case studies are taught by specialists in a particular policy area and are complemented with group working sessions and presentations by policy practitioners involved in the policy area.

POLITICAL SCIENCE AND PUBLIC POLICY

This course introduces a range of theoretical and empirical tools to analyse the politics of public policy-making. The main focus is on political institutions in modern democracies and how they relate to public policy. Topics include elections, representation, delegation, accountability, interest groups, legislatures, executives, decentralisation, migration, populism and media.

EMPIRICAL METHODS FOR PUBLIC POLICY

The course introduces students to the quantitative evaluation of public policies. The focus of the course is on practical applications of state of the art empirical methods. The course begins with an overview of the key benefits of randomised experiments and then covers a number of other widely used approaches to determining the effectiveness of public policy interventions.

ECONOMIC POLICY ANALYSIS

The course is an introductory graduate course providing an economics background suitable for high-level public policy-making. The emphasis is on acquiring sound models and methods suitable for appraising policy-making issues that are applicable in a wide variety of contexts. The course covers both key microeconomic and macroeconomic policy issues.

OPTION MODULES

GLOBAL MARKET ECONOMICS

This course focusses on the economic interdependence between countries in a global economy. The first part of the course examines the structure and geography of world trade and examines popular hypothesis such as the “global village” or “flat earth”. The second part of the course analyses macroeconomic issues such as the magnitude and effects of international capital flows, the debate over fixed versus flexible exchange rates and the economics of a common currency.

REGULATORY ANALYSIS

This course examines contemporary issues in regulation in OECD countries and elsewhere. The focus is on exploring competing approaches towards regulation in the context of different domains ranging from utility, environmental to health and safety regulation. Particular attention is paid to issues such as institutional design, enforcement and compliance, as well as the relationship between politicians, regulators, business and other important actors. Topics include

institutional design, development and regulation, standard-setting, enforcement, “better regulation”, and accountability.

FISCAL GOVERNANCE AND BUDGETING

The course examines contemporary issues in fiscal governance and public budgeting in OECD countries and elsewhere. The focus is on executive and legislative actors and the institutional structures within which they make budgetary choices. Following an introduction to theoretical approaches to the study of budgeting, topics include medium-term frameworks, top-down budgeting, fiscal rules and fiscal councils, performance budgeting, legislative budgeting, fiscal decentralisation, budget transparency, audit and accountability.

DEVELOPMENT ECONOMICS

The main focus of this course is on acquiring the necessary theoretical and empirical skills to engage in the rigorous analysis of public policies in developing countries. Topics at the forefront of development economics will be covered. These include political economy, trade liberalisation, growth, access to finance, technology adoption, education, health, infrastructure, property rights, land reform, gender, environment, mass media and political accountability.

PUBLIC ECONOMICS FOR PUBLIC POLICY

This course introduces students to public economics which studies the public sector and the role of the government in the economy. Topics covered include issues of equity and efficiency, models of public goods and externalities, who ultimately bears the cost of taxes, the role of welfare programmes in theory and in practice, and the effects of taxes and transfers on labour supply and migration.

TEACHING AND ASSESSMENT

THE EXECUTIVE MPA MODULES ARE TAUGHT IN EITHER A WEEK-LONG TEACHING BLOCK OR LONG WEEKEND FORMAT. A SUMMARY OF TEACHING METHODS FOR BOTH FORMATS IS INCLUDED BELOW.

WEEK-LONG TEACHING BLOCKS

The intensive week-long teaching blocks normally take place from Monday – Friday (inclusive) on campus at LSE. If not a resident in the UK it is strongly recommended that students arrive in London on the evening before, as module teaching will start early the next morning. The timetable for these modules is a combination of lectures, seminars and group working exercises. Teaching for each module will typically be around 30 classroom hours in total. This excludes additional hours required for personal study and individual preparation prior to the start of each module. Please note that students on the Executive MPA Programme will receive a number of core readings prior to the start of each

modular block, which they will be required to study in advance of their teaching session.

POLICY IN PRACTICE WEEKENDS

The Policy in Practice weekends normally run from Friday – Sunday (inclusive). If not a resident in the UK students are encouraged to arrive in London on the evening before as teaching will start early on the first day.

The teaching over the course of the weekend will take a varied format, with sessions run by leading practitioners and policy makers. The teaching and group work sessions will be facilitated by an LSE academic who will oversee proceedings. The Policy in Practice weekends will usually involve around 18 hours of contact time, which excludes preparation and private study time. Relevant course materials will be forwarded to students ahead of the weekend, with instructions for advance preparation.

NETWORKING

The week-long teaching blocks and the Policy in Practice weekends will also include a number of networking opportunities with fellow LSE students and keynote speakers.

ASSESSMENT METHODS

Executive MPA modules are assessed by a combination of policy and data analysis exercises

and final examination. The detailed assessment methods for each module can be found in the assessment section of the Graduate Course Guides, which are available on the LSE website: lse.ac.uk/resources/calendar/courseGuides/graduate.htm. Students are required to attend all core modules, Policy in Practice weekends and two option modules of study.

For more information on teaching and assessment, please contact the EMPA Programme Office (execmpa@lse.ac.uk).

OPTIONAL MATHS AND STATISTICS REFRESHER

At the start of the Executive MPA students will be offered the chance to participate in a specially designed two-day maths and statistics refresher

module to bring them up to the required level of knowledge for the programme. The module, delivered by an experienced LSE faculty member, will involve pre-reading, lectures and individual and group exercises.

STUDENT SUPPORT

Between modules students are supported by highly qualified Graduate Teaching Assistants who offer online Q&A sessions and also answer questions by email. To help prepare for each module students will be given access to required online reading materials. To extend their knowledge and help with assessment students will be given access to an extensive list of further and suggested reading available online which they can choose to consult depending on their professional needs, personal interests and assessment topic.



“The Executive MPA has been designed to provide students with a rigorous and interdisciplinary training in economics and political science. Our graduates will depart understanding key theories with the practical knowledge of how to apply them effectively. The programme features a wealth of in-depth contributions from internationally renowned academics and practitioners, which makes it a truly unique offering in the School’s portfolio.

Professor Simon Hix



ANIKKA WEERASINGHE – GRADUATED 2016

HEAD OF MEDIA RELATIONS AT THE UK HOUSE OF COMMONS

1. Before joining the EMPA I was ...

Working in a rewarding public sector communications role. I wasn't sure whether I wanted to change career paths, but did feel that I wanted additional development to build my confidence as a senior manager and to help me achieve my long-term career goals. As I was open to the idea of moving sectors, I felt that the combination of public administration and public policy curricula would allow me the flexibility to explore new options, while the peer and professional network would open new doors.

2. Why did you choose to join the LSE's EMPA programme?


As an LSE alumna, I was already familiar with their pedagogy and knew that the university's blend of practical and theoretical teaching supported my learning style. I also valued the international focus of their faculty, events programme, and student profile. After researching other MPA and MPP programmes, I felt that LSE's unique executive offering would allow me the flexibility to work while studying, and importantly would encourage me to draw from my professional experiences in lectures and assignments. This approach gave my employer the confidence needed to support me through the programme, while giving me the benefit of building on my existing knowledge and skills.

3. How has the LSE EMPA programme influenced your career?

The EMPA provided me with new tools to critically analyse and assess major policy problems. It deepened my understanding of global complexities and trends. The programme also refined my approach to problem-solving at work, helped me to reframe my career objectives, and encouraged me to better articulate what I want for my future. This was supported by the professional career coaching service offered. The programme opened my eyes to new opportunities, and as a result I was able to secure interviews and a new placement within weeks of graduation.

4. What was your favourite thing about your time on the EMPA programme at the LSE?

The network of professors, professionals, and friends has undoubtedly been the best aspect of studying the EMPA at LSE. Having the ability to engage and discuss the major issues of the day with peers from across the globe, both during class and afterwards, has been very rewarding.



8 WEEKS
3 WEEKENDS
1 EMPA

OUR EXECUTIVE MASTER OF PUBLIC ADMINISTRATION (EMPA) IS TAUGHT OVER 19 MONTHS IN INTENSE BLOCKS THAT FIT WITH YOUR FULL-TIME JOB.

NO CAREER BREAK NECESSARY

BUILT AROUND YOU



THE CIVIL SERVICE AND LSE EXECUTIVE MASTER OF PUBLIC POLICY

THE CIVIL SERVICE AND LSE EXECUTIVE MASTER OF PUBLIC POLICY (EMPP) IS A SPONSORED DEGREE PROGRAMME FOR SENIOR LEVELS OF THE UK CIVIL SERVICE. THIS HIGHLY INNOVATIVE PUBLIC POLICY DEGREE WAS LAUNCHED AT THE LONDON SCHOOL OF ECONOMICS AND POLITICAL SCIENCE IN DECEMBER 2015.

Following a competitive tender in 2014, the Civil Service Policy Profession has developed, in partnership with LSE's world-leading faculty in economics, political science and public policy, a customised degree that equips senior civil servants with the cutting-edge analytical tools required to deliver effective policy in an increasingly complex and inter-dependent world. This initiative builds on the 2012 Civil Service Reform Plan to further professionalise UK policy-making.

The degree is aimed at the development of people with the talent and drive to reach the very highest levels of the Civil Service Policy Profession, whose careers will see them working on the biggest issues in public policy, and who therefore need to be proficient ambassadors for the best, most modern and most appropriate approaches to policy development. Competition is high for a place on the course which is the first of its kind to be commissioned by a cross-government policy community in the UK.

The EMPP builds on the foundations of LSE's existing world-class public policy training. LSE's full-time Master of Public Administration (MPA) has been offered for over a decade and attracts around 100 students per year and the Executive Master of Public Administration (EMPA) for working professionals, launched in 2013, attracts around 40 students per year.



“The EMPP continues LSE's proud history of working closely with the UK Civil Service. Our training in this field is long established and will equip the next generation of policy-makers with rigorous analytical skills required for effective policy-making combined with political skills and a focus on delivery. The benefits of this collaboration for both LSE and the Civil Service are real and profound.

Professor Julia Black, Pro Director for Research at LSE



“Civil Servants working in policy development have long been responsible for providing a professional service to ministers – advising on public policy decisions and ensuring the effective implementation of those decisions. But we have not, until now, had a specific professional qualification recognising the skills and knowledge needed for our work. Working with LSE we will now create a rigorous, academically accredited qualification for those aspiring to reach the top of our profession.

Chris Wormald, Head of the Civil Service Policy Profession and Permanent Secretary for the Department of Health

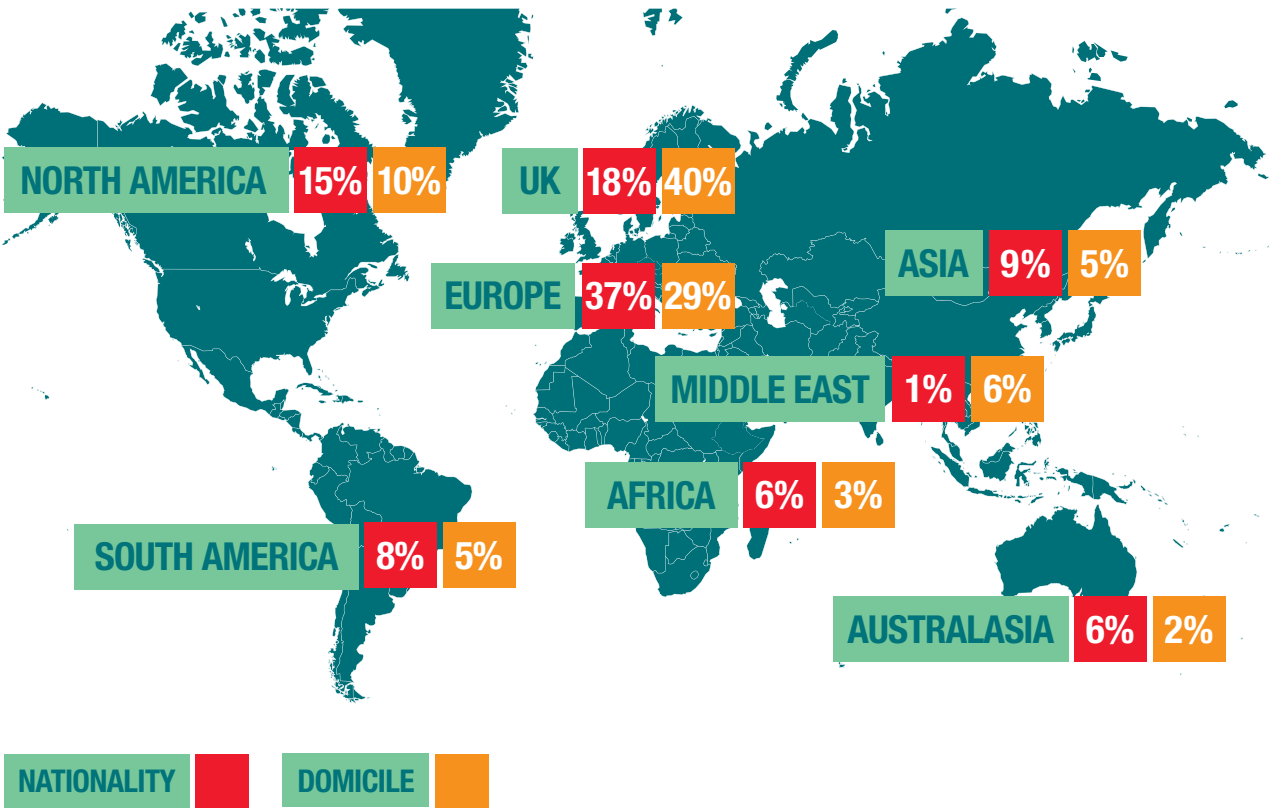
The EMPA and EMPP are offered through LSE's Institute of Public Affairs and delivered by the Department of Economics and the Department of Government in collaboration with leading scholars from across LSE. The Civil Service and LSE EMPP shares core and option modules but not Policy in Practice Workshops with LSE's existing EMPA allowing for networking and exchange of policy ideas

amongst a highly diverse and experienced set of international students.

The Civil Service and LSE Executive MPP is a sponsored programme open only to members of the UK Civil Service who apply through an approved route. If you are a UK Civil Servant and would like to know more please contact policy.profession@policyprofession.gov.uk

PERCENTAGE OF STUDENTS BY REGION

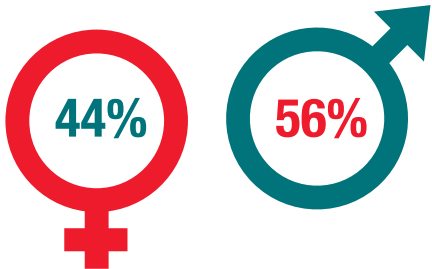
36 DIFFERENT NATIONALITIES LIVING IN 28 DIFFERENT COUNTRIES



AVERAGE WORK EXPERIENCE



GENDER

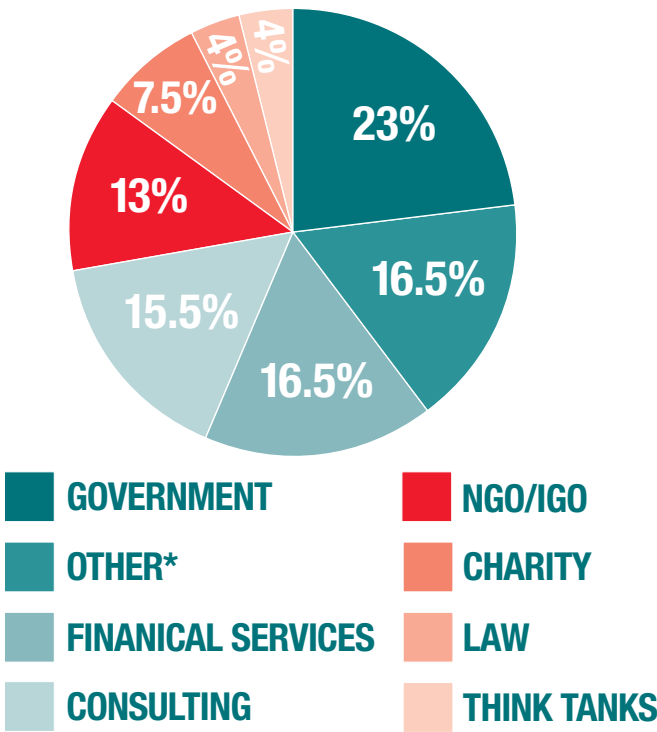


EXECUTIVE MPA CLASS PROFILE

AGE RANGE



INDUSTRY SECTOR



*including Education, Manufacturing, Oil/gas/energy, Healthcare Entrepreneur, Interest / lobby group, Military, Media, Marketing, Politics

THE FACULTY

THE EMPA PROGRAMME IS DELIVERED BY LSE FACULTY ASSOCIATED WITH THE INSTITUTE OF PUBLIC AFFAIRS. BELOW IS AN INDICATIVE LIST OF FACULTY TEACHING ON THE VARIOUS MODULES.

lse.ac.uk/empa

FACULTY MEMBERS



Professor Nava Ashraf
Marshall Institute



Professor Oriana Bandiera
Department of Economics



Professor Andrew Bernard
Dartmouth College



Professor Timothy Besley
Department of Economics



Professor Robin Burgess
Department of Economics



Professor Francesco Caselli
Department of Economics



Professor Torun Dewan
Department of Government



Professor Patrick Dunleavy
Department of Government



Dr Paolo de Renzio
International Budget Partnership



Dr Greg Fischer
Department of Economics



Professor Conor Gearty
Department of Law



Dr Dominik Hangartner
Department of Government



Professor Simon Hix
Department of Government



Dr Ethan Ilzetzki
Department of Economics



Professor Stephen Jenkins
Department of Social Policy



Professor Henrik Kleven
Department of Economics



Dr Mathias Koenig-Archibugi
Department of Government



Professor Camille Landais
Department of Economics



Professor Martin Lodge
Department of Government



Professor Henry Overman
Department of Geography and Environment



Professor Gerard Padró i Miquel
Department of Economics



Dr Daniel Reck
Department of Economics



Dr Thomas Sampson
Department of Economics



Professor Daniel Sturm
Department of Economics



Dr Joachim Wehner
Department of Government



MIKE LYNCH – GRADUATED 2016

CHIEF HUMAN POTENTIAL OFFICER AT DAQRI

1. Before joining the EMPA I was ...

Working as the Deputy Chief of Staff for a United States Member of Congress. I was responsible for economic development, policy for the foreign affairs committee, and running the five District offices. Prior to that I was a brand manager for a global pharmaceutical company and led business development efforts for the east coast sales force.

2. Why did you choose the EMPA?

I was looking for a programme with a world-class reputation that would help provide academic training to build upon the work I was doing in my job. Also, I wanted to be in a programme that would have classmates that were top professionals from around the world. LSE exceeded that as the academic course work and the calibre of the students in the programme were truly top notch.

3. How has the EMPA influenced your career?

It has helped me tremendously as LSE does a really good job of bridging the public and private impacts of policy decisions. During the program, I left the government and returned to the private sector. I found my studies to be directly applicable to accelerating my career growth not just in government, but also in the private sector. In my current position, I am responsible for global government affairs for a multinational corporation where I am constantly utilizing my experience at LSE to successfully perform my role.

4. What was your favourite thing about the EMPA?

No doubt the people associated with the program. My classmates were amazing and remain good friends to date. The partnership between faculty, EMPA programme team and students helped make this an incredible experience that I will forever look back on as one of the best decisions I have made both personally and professionally.



36 NATIONALITIES
19 INDUSTRIES
1 EMPA

OUR EXECUTIVE MASTER OF PUBLIC ADMINISTRATION (EMPA) ISN'T JUST FOR PEOPLE ALREADY WORKING IN THE PUBLIC SECTOR.

OUR HIGH CALIBRE STUDENTS COME FROM ALL WALKS OF LIFE

BUILT AROUND YOU

FREQUENTLY ASKED QUESTIONS

WHO SHOULD APPLY?

The EMPA has been developed specifically for working professionals in government departments, public agencies and the private sector who are seeking a formal graduate qualification in public administration and policy-making.

WHAT ARE YOUR ENTRY REQUIREMENTS?

The minimum entry requirements for the EMPA programme are:

- 2:1 degree in any discipline*
- Higher standard of English
- Two references**
- Personal statement
- Résumé or CV
- Five years work experience

*See the Graduate Prospectus for further details: lse.ac.uk/study/graduate/home.aspx

** This programme requires either two academic references or one academic and one professional reference. The latter should be a reference from your most recent employer. If you graduated from your most recent academic study more than 10 years ago and no academic references are available, you may supply two professional references. It is in your interest to supply academic references wherever possible.

WHAT IS THE FEE LEVEL?

The current fee level for the EMPA programme can be found on our website lse.ac.uk/empa

HOW DO I APPLY TO THE EMPA?

All applications are made through LSE's Graduate Admissions Office (lse.ac.uk/study/graduate/home.aspx). Full details of how to apply are available on the LSE Graduate Admissions homepage. This includes information about the entry requirements and the documents applicants are required to submit with their application. Please note that the higher English language requirement is needed for the EMPA.

WHAT ARE THE APPLICATION DEADLINES?

The EMPA does not have application deadlines. The EMPA has a limited number of offers to make each year and once this limit has been reached, no further applications can be considered. We recommend that applicants submit their applications as early as possible.

WHAT IS YOUR GRE/GMAT POLICY?

We do not require applicants to have taken GRE/ GMAT tests. However, if you have taken one of these, and you feel your results will support your application, you are welcome to include this.

DO YOU ACCEPT TRANSFER OR OCCASIONAL STUDENTS?

No, the EMPA does not accept transfer credits. It is also not possible for students to attend individual courses without being registered for a degree programme at LSE.

CAN I VISIT THE CAMPUS?

Yes. Although LSE does not have official campus tours, you are welcome to visit the campus and meet with a member of the EMPA programme team. Please email the EMPA programme team at execmpa@lse.ac.uk to arrange this.

WHAT HAPPENS AFTER I SUBMIT MY APPLICATION?

The LSE Graduate Admissions Office will process your application. They will confirm to you that it has been received and if any further action or documents are required from you. Graduate Admissions receive applications and documentation for all graduate programmes. This means that it may take some time for your application to be processed. You can see the

current processing times on-line. Once you have received your application number you can track the status of your application. Please note that all queries relating to application documents should be directed to Graduate Admissions.

WHAT IF I CAN'T COMPLETE THE PROGRAMME?

Whilst we expect that most of our EMPA students will complete the whole programme, we recognise that unexpected circumstances may sometimes make this unfeasible. With this in mind, the EMPA also offers alternative exit points for students who have completed several modules but do not think it will be possible to complete the whole degree. An LSE Diploma is available on the completion of six modules and an LSE Certificate on the completion of four modules.

CAN I GRADUATE WITH AN EMPP?

The Executive MPP is available only to members of the UK Civil Service who apply through an approved route. If you are a UK Civil Servant and would like to know more please contact policy.profession@policyprofession.gov.uk

22 SUBJECT EXPERTS 11 AREAS OF STUDY 1 EMPA

OUR EXECUTIVE MASTER OF PUBLIC ADMINISTRATION (EMPA) OFFERS POLICY ANALYSIS FROM ACADEMICS AND PRACTITIONERS WHO CAN BRING IT TO LIFE.

SO YOU CAN APPLY YOUR KNOWLEDGE STRAIGHTAWAY.

BUILT AROUND YOU



DINA KAMAL – GRADUATED 2015 PARTNER AT DELOITTE CANADA

1. Before joining the EMPA I was ...

A senior manager in the risk practice at Deloitte Canada. I grew up in in Egypt before moving to Canada and witnessing from a distance the political changes in the country and region, the engineer in me begged for some structure or a framework through which to understand the political landscape and to frame the important issues of democracy, political reform, economic development etc.

2. Why did you choose the EMPA?

LSE is tremendously respected worldwide. Moreover, the format of the programme allowed me to continue my busy day job in Toronto while pursuing an intellectually challenging and enriching degree. The programme exceeded my expectations with a fantastic world-class and engaging faculty, plus the bonus of diverse and talented classmates.

3. How has the EMPA influenced your career?

Even with a prior MBA, this degree certainly challenged my thinking and allowed me to have a more diverse view of the world. In my current role as a partner in Deloitte, I am able to leverage a lot of the learning in my day to day job in ways I sometimes didn't expect, such as evaluating the impact of programmes and projects.

4. What was your favourite thing about the EMPA?

The EMPA was certainly the experience of a lifetime. I now miss the class discussions, the debates, the many "aha" moments and I am very grateful for the wonderful friendships I built during the programme with many of my classmates who live tens of thousands of miles away from me but who somehow decided in a fortunate moment to apply to the same programme to better ourselves and our communities. I believe we're very glad we all made this decision.



THE LONDON SCHOOL
OF ECONOMICS AND
POLITICAL SCIENCE ■

Registered address: The London School of Economics and Political Science, Houghton Street, London WC2A 2AE

The London School of Economics and Political Science holds the dual status of an exempt charity under Section 2 of the Charities Act 1993 (as a constituent part of the University of London), and a company limited by guarantee under the Companies Act 1985 (Registration no. 70527).

Freedom of thought and expression is essential to the pursuit, advancement and dissemination of knowledge. LSE seeks to ensure that intellectual freedom and freedom of expression within the law is secured for all our members and those we invite to the School.

The School seeks to ensure that people are treated equitably, regardless of age, disability, race, nationality, ethnic or national origin, gender, religion, sexual orientation or personal circumstances. Equality and diversity are integral to the School's priorities and objectives. We will support inter-faith and inter-cultural dialogue and understanding and engage all students in playing a full and active role in wider engagement with society.

This brochure can be made available
in alternative formats, on request.
Please contact:

The London School of Economics
and Political Science
Houghton Street
London
WC2A 2AE
execmpa@lse.ac.uk

lse.ac.uk/empa