



THE LONDON SCHOOL
OF ECONOMICS AND
POLITICAL SCIENCE ■



LSE Open Day

THURSDAY 5 JULY 2018



Pre-university
courses available
*University offer required

LSE Summer School

18 June –
17 August
2018

96%

of our 2017 students
would recommend
the LSE Summer
School to a friend.

2017 Summer School
Cohort Survey

lse.ac.uk/summerschool

Welcome to LSE

On behalf of all LSE's staff and students, I would like to welcome you to our Open Day. We have created a schedule that gives you the opportunity to find out more about the subjects you are interested in, obtain information from relevant departments and, perhaps most importantly, experience LSE's unique atmosphere.

This programme details the events and activities taking place during the Open Day, including times and locations. If you require any further information please ask one of our Student Ambassadors, who will be happy to assist you. These Ambassadors are also able to provide an insight into student life at LSE, so be sure to ask for their candid opinions!

Please ensure that you (and your guest) register in the New Academic Building when you first arrive at the School. After registration you will be free to enjoy the many Open Day events taking place on campus.

I do hope that you find your visit both informative and enjoyable, and that you will consider applying to LSE in the near future.

Enjoy your day.

Minouche Shafik
Director, LSE



Your Students' Union

Welcome to LSE, one of the world's leading universities. The Students' Union (LSESU) ensures that students are properly represented within the School. The team at LSESU also supports student-run societies and sports teams, student campaigns for change, and run an expert Advice Service.

We are committed to providing our students with whatever they need to become well-rounded and well-supported individuals.

Studying at LSE brings you into a highly networked community of peers, right at the heart of a global city. And it's LSESU that brings everyone together, with over 250 student-led sports clubs and societies to choose from. Participation in student elections is amongst the highest in the UK. If you study at LSE you will become part of this sociable, engaged and ambitious LSE world, and the Union will work hard to make the campus special for you, from Welcome Week to Graduation.

On behalf of all of us at the Students' Union, welcome to LSE. We look forward to meeting you today.

Mahatir Pasha

LSE Students' Union General
Secretary 2017-18



Contents

Welcome to LSE	1
Your Students' Union	2
Programme	4-5
Subject talks	6-7
Timetable	8-9
Further information	10
Accommodation	12-13
Explore the campus	14-16
Local area map	17
LSE campus map	Back cover

Share your #LSEOpenDay experience:

 @StudyLSE

 @facebook.com/lseps

 @londonschoolofeconomics



ASK AN AMBASSADOR

We have a number of current LSE students working at the Open Day as Ambassadors. They will be identifiable by black or white LSE t-shirts. Please ask them if you require directions or have any general questions about the School.



FINDING YOUR WAY AROUND LSE

You can find all LSE buildings using Google Maps or Apple Maps but if you need help just ask one of our Student Ambassadors or look for the grey signs on the corners of our buildings. The first digit of each room number indicates what floor it's on eg, room 6.02 is on the sixth floor.

CAMPUS DEVELOPMENTS

Some parts of LSE's campus are currently closed as we develop new state-of-the-art buildings and facilities. We apologise for any inconvenience these works cause, and hope they will not detract from your enjoyment of the day. To find out more, please visit lse.ac.uk/CentreBuildings

Programme

REGISTRATION

Ground floor, New Academic Building (NAB) –
Kingsway entrance, 9-9.30am • 9.30-10am •
10-10.30am • 10.30-11am • 11-11.30am •
11.30am – 12 noon

Please register your attendance on the ground floor of the New Academic Building via the entrance on Kingsway. At registration you will receive an LSE wristband which will act as your visitor pass for the day.

WHERE NEXT? After registration, you are free to attend any of the events taking place during the day. Aside from the Economics talk, advance booking is not required for any of the Open Day activities.

INFORMATION STANDS

LSE LIFE, Library (LRB), 9.15am – 3.30pm

Staff from the departments below will be available throughout the day to answer your questions and provide advice and guidance. Pick up an undergraduate prospectus from the Admissions or General Enquiries Information Stand.

Admissions • Careers • Disability and Wellbeing
• Financial Support • General Enquiries
• Language Centre • LSE100 • LSE Alumni
• LSE LIFE • Residential Services • Students' Union

ACCOMMODATION TOURS

**urbanest King's Cross and
urbanest Westminster Bridge, 11am – 4.30pm**

Two of our halls of residence are open for you to view today. See pages 12-13 for further details.



APPLYING TO LSE TALK

Old Theatre, Old Building (OLD),
9.30-10am • 11.30am – 12 noon • 12.30-1pm • 2.30-3pm

An LSE Admissions Specialist provides information on the UCAS application process, including personal statement advice.

CAREERS TALK

Wolfson Theatre, New Academic Building (NAB),
9.45-10.15am • 11-11.30am • 12.15-12.45pm • 1.30-2pm

LSE Careers will provide information on their services and the career opportunities for LSE graduates.

PARENTS' AND FINANCIAL SUPPORT TALK

Room G.01, Tower 1 (TW1),
9.45-10.30am • 11-11.45am • 12.15-1pm • 1.30-2.15pm

A presentation for parents and guardians addressing living and studying in London, financial support and accommodation.

STUDENT LIFE TALK

Old Theatre, Old Building (OLD),
10.30-11am • 1.30-2pm • 3.45-4.15pm

Find out about the Students' Union and student life at LSE from current LSE students.

SUBJECT TALKS

Discover more about the degrees LSE offers and ask any questions you might have about studying at the School. Due to space constraints we can only admit prospective students to these talks. The Economics talks were ticketed in advance of the Open Day. If you have not pre-booked a ticket for the Economics talk, you may not be able to attend. Parents and other guests are welcome to attend the Parents' and Financial Support talk or visit the Information Stands at this time. See overleaf for further details.

Subject talks

Each subject talk will take place twice and will include information about the degrees listed. **Due to space restrictions, we can only admit prospective students to these talks.** Parents and other guests can attend the Parents' and Financial Support talk or visit the Information Stands at this time. Recordings of the talks can be accessed online at lse.ac.uk/visitlse

SUBJECT	TIMES	LOCATION
Accounting		
BSc Accounting and Finance	9.45-10.30am and 1.30-2.15pm	Room 5.02, Clement House (CLM)
Anthropology		
BA Anthropology and Law BA/BSc Social Anthropology	11-11.45am and 1.30-2.15pm	Room 2.04, New Academic Building (NAB)
Economic History		
BSc Economic History BSc Economic History with Economics BSc Economic History and Geography BSc Economics and Economic History	12.15-1pm and 4-4.45pm	Room 4.02, Clement House (CLM)
Economics		
BSc Econometrics and Mathematical Economics BSc Economics BSc Economics with Economic History	11-11.45am and 1.30-2.15pm	Sheikh Zayed Theatre, New Academic Building (NAB)
Due to high demand, the Economics talks were ticketed in advance of the Open Day. Please be aware that if you have not pre-booked a ticket for this subject talk, you may not be able to attend.		
Finance		
BSc Finance	11-11.45am and 2.45-3.30pm	Hong Kong Theatre, Clement House (CLM)
Geography and Environment		
BSc Environmental Policy with Economics BSc Environment and Development BA Geography BSc Geography with Economics	11-11.45am and 1.30-2.15pm	Room 3.02, Clement House (CLM)
Government		
BSc Politics BSc Politics and Economics BSc Politics and History BSc Politics and International Relations BSc Politics and Philosophy	9.45-10.30am and 1.30-2.15pm	Hong Kong Theatre, Clement House (CLM)

SUBJECT	TIMES	LOCATION
International History		
BA History BSc International Relations and History	11-11.45am and 2.45-3.30pm	Room 4.02, Clement House (CLM)
International Relations		
BSc International Relations	12.15-1pm and 4-4.45pm	Hong Kong Theatre, Clement House (CLM)
Languages		
BSc International Relations and Chinese NEW BSc Language, Culture and Society NEW	12.15-1pm and 2.45-3.30pm	Room 1.04, New Academic Building (NAB)
Law		
LLB Bachelor of Laws	9.45-10.30am and 2.45-3.30pm	Sheikh Zayed Theatre, New Academic Building (NAB)
Management		
BSc Management	11-11.45am and 1.30-2.15pm	Room 2.02, Clement House (CLM)
Mathematics		
BSc Financial Mathematics and Statistics BSc Mathematics and Economics BSc Mathematics with Economics	12.15-1pm and 4-4.45pm	Sheikh Zayed Theatre, New Academic Building (NAB)
Philosophy		
BSc Philosophy and Economics BSc Philosophy, Logic and Scientific Method BSc Philosophy, Politics and Economics	9.45-10.30am and 2.45-3.30pm	Room 2.02, Clement House (CLM)
Psychological and Behavioural Science		
BSc Psychological and Behavioural Science NEW	12.15-1pm and 2.45-3.30pm	Room 3.02, Clement House (CLM)
Social Policy		
BSc Criminology NEW BSc International Social and Public Policy NEW BSc International Social and Public Policy and Economics BSc International Social and Public Policy with Politics	11-11.45am and 1.30-2.15pm	Room 1.04, New Academic Building (NAB)
Sociology		
BSc Sociology	12.15-1pm and 2.45-3.30pm	Room 2.04, New Academic Building (NAB)
Statistics		
BSc Actuarial Science BSc Mathematics, Statistics and Business	12.15-1pm and 2.45-3.30pm	Room 5.02, Clement House (CLM)

Open Day Timetable, 5 July 2018

SUBJECT TALKS

Talks about each of the subjects LSE teaches will take place twice during the day. See pages 6-7 for further information.

LOOKING FOR A PROSPECTUS?

Pick one up from the Information stands located in LSE LIFE, Library (LRB)

FINDING YOUR WAY AROUND LSE

You can find all LSE buildings using Google Maps, Apple Maps or the map on the back page of this programme. The first digit of each room number indicates what floor it's on eg, room 6.02 is on the sixth floor. If you need help, please ask one of our Student Ambassadors.

9am	9.30am	10am	10.30am	11am	11.30am	12 noon	12.30pm	1pm	1.30pm	2pm	2.30pm	3pm	3.30pm	4pm	4.30pm	5pm
Registration 1 New Academic Building	Registration 2 New Academic Building	Registration 3 New Academic Building	Registration 4 New Academic Building	Registration 5 New Academic Building	Registration 6 New Academic Building											
Information stands LSE LIFE, Library (LRB)																Information stands LSE LIFE, Library (LRB)
		Subject talks Various locations			Subject talks Various locations				Subject talks Various locations			Subject talks Various locations			Subject talks Various locations	
		Parents' and Financial Support talk Room G.01, Tower One (TW1)			Parents' and Financial Support talk Room G.01, Tower One (TW1)				Parents' and Financial Support talk Room G.01, Tower One (TW1)			Parents' and Financial Support talk Room G.01, Tower One (TW1)				
	Applying to LSE talk Old Theatre, Old Building (OLD)				Applying to LSE talk Old Theatre, Old Building (OLD)				Applying to LSE talk Old Theatre, Old Building (OLD)			Applying to LSE talk Old Theatre, Old Building (OLD)				
			Student Life talk Old Theatre, Old Building (OLD)						Student Life talk Old Theatre, Old Building (OLD)						Student Life talk Old Theatre, Old Building (OLD)	
	Careers talk Wolfson Theatre, New Academic Building (NAB)				Careers talk Wolfson Theatre, New Academic Building (NAB)				Careers talk Wolfson Theatre, New Academic Building (NAB)			Careers talk Wolfson Theatre, New Academic Building (NAB)				
Accommodation tours urbanest King's Cross and urbanest Westminster Bridge																Accommodation tours urbanest King's Cross and urbanest Westminster Bridge

Further information

ACCESSIBILITY

LSE aims to create an environment that enables all students to participate fully in university life. All rooms and buildings in use at the Open Day are accessible and most are fitted with infra-red hearing systems.

Access guides to the School's buildings are available at [disabledGo.com](https://disabledgo.com)

DISABILITY AND WELLBEING

If you would like to speak to someone about any disability or wellbeing-related issue, please visit the Disability and Wellbeing Service in room 3.02, Tower Three (TW3). The Service will be open for private drop-in consultations between 9.30am – 4pm. Further information concerning the support available can be found on our website: lse.ac.uk/disabledstudents

REFRESHMENTS

LSE's catering outlets will be open for lunch and refreshments throughout the day:

CAFÉ 54, New Academic Building (NAB). Enjoy salads, sandwiches, soups and pasta.

PLAZA CAFÉ, John Watkins Plaza. Sandwiches, hot and cold snacks and drinks.

LSE GARRICK, Houghton Street/Aldwych. Hot and cold snacks available from the ground floor café. For a more substantial meal visit the restaurant downstairs.

GEORGE IV, Portugal Street. LSE's pub serves light meals and a selection of ales, wines, spirits and soft drinks.

DENNING LEARNING CAFÉ, 1st floor, Saw Swee Hock Student Centre (SAW). Hot pies and sandwiches available.

WESTON CAFÉ, 6th floor, Saw Swee Hock Student Centre (SAW). Enjoy a fresh juice or smoothie.

FOURTH FLOOR RESTAURANT, Old Building (OLD). A wide selection of hot and cold meals, with a daily rotating menu of global cuisines on offer.

FREE ICE CREAM!

Show your LSE wristband for a free ice cream from one of our stalls located on Sheffield Street, outside the Saw Swee Hock Student Centre. Ice cream will be served, subject to availability, from 10.30am to 4pm.



LSE Language Centre provides a range of language programmes for students, academic staff, alumni and the general public. Over 2,000 people take a course with us every year.

For more information, contact languages@lse.ac.uk or go to our website www.lse.ac.uk/languages

Accommodation

The School guarantees accommodation, either in LSE or intercollegiate residences, to all first year undergraduates who apply before the accommodation deadline. For full details of all our halls of residence and intercollegiate accommodation, please visit the LSE Residential Services website: lse.ac.uk/accommodation

RESIDENTIAL SERVICES INFORMATION STAND

9.15am – 3.30pm

The Residential Services team are on hand in LSE LIFE on the ground floor of the Library (LRB) to answer any questions you have about living in halls of residence or elsewhere in London.



ACCOMMODATION TOURS

11am – 4.30pm

urbanest King's Cross and urbanest Westminster Bridge are open for visitors today. These residences are independently managed and owned by urbanest student accommodation. Both halls offer a guaranteed number of places to LSE students each year and have a warden on site to support LSE residents. Students may elect to live at an urbanest residence through their main LSE accommodation application.

Guided tours of the urbanest halls will last around 15 minutes. If you intend to return to LSE after the tour, we recommend you leave between 90 minutes-2 hours to visit either residence.

LSE runs a popular Summer School in the summer months and all of our own residences are currently occupied by these students. It is not, therefore, possible to visit LSE residences during the Open Day.

LSE offers a variety of accommodation options to students with differing costs, contract lengths and facilities. The urbanest residences are not necessarily indicative of other LSE halls. Please visit the Residential Services information stand in LSE LIFE today or the LSE accommodation webpage for further information.

GETTING TO URBANEST KING'S CROSS

Canal Reach, King's Cross, London N1C 4BD



urbanest King's Cross is located at the heart of the newly redeveloped King's Cross Quarter.

UNDERGROUND


- Travel two stops on the Piccadilly Line from Holborn Station to King's Cross St Pancras. Leave the station via the Euston Road exit.
 - Continue along Euston Road, then turn left onto York Way.
 - Walk along York Way for approximately 15 minutes until you arrive at the junction with Canal Reach. The entrance to urbanest King's Cross is located to your left, on Canal Reach.
- Journey time: 30 minutes.*

WALKING

The residence is a 40 minute walk from LSE.

GETTING TO URBANEST WESTMINSTER BRIDGE

199-203 Westminster Bridge Road, London SE1 7FP



urbanest Westminster Bridge is close to the South Bank, Houses of Parliament and the London Eye.

BUSES

- Board bus 76 or 341 on the Strand, in front of Somerset House (Bus Stop S Aldwych/ Somerset House). Travel four stops to County Hall on York Road (Stop G).
- Walk along York Road, past the Premier Inn. Turn left onto Addington Street, past the Park Plaza County Hall building.
- Take a slight right and continue into Westminster Bridge Road, using the pedestrian crossings at the junction of Station Approach Road and Westminster Bridge Road.
- The residence (the curved white building) is now in front of you. Follow the pavement to the left, away from the bridge, to reach the main entrance.

Journey time: 20 minutes.

WALKING

The residence is a 25 minute walk from LSE. Walk over Waterloo Bridge then take the first exit onto York Road. From York Road, follow the instructions as outlined above.

You can also find urbanest King's Cross and urbanest Westminster Bridge using Google Maps or Apple Maps.

Explore the campus

At the Open Day, you are free to explore the LSE campus at your leisure using this self-guided tour and the map on the back page of this booklet. The tour begins at the main entrance to the Old Building on Houghton Street.

1 OLD BUILDING

Enter the Old Building through the glass doors and you will see a reception desk to your right. If you need any help navigating your way around the campus please ask a member of staff. The doors in front of you lead into the Old Theatre. This is one of the School's main lecture theatres and is used for teaching and guest lectures, LSE Drama Society productions and weekly Students' Union meetings.

Take the lift or stairs to the sixth floor. Go through the swing doors and follow the corridor through the Anthropology Department, round to the right and into the Shaw Library/ Founders' Room.

2 THE SHAW LIBRARY

A library and common room for the entire LSE community. The Library encourages students to widen their interests by reading books on subjects not included in the School curriculum. The Shaw Library holds a generous stock of English language fiction classics through to modern book prize winners, as well as significant collections on poetry, biographies, plays, art, architecture, sport, music and travel guides. The Library also stages free lunchtime and evening concerts by leading jazz and classical performers.

Make your way back along the Anthropology corridor and through the swing doors. Take the lift or stairs to the fourth floor. Go through the swing doors into the Fourth Floor Restaurant.

3 FOURTH FLOOR RESTAURANT

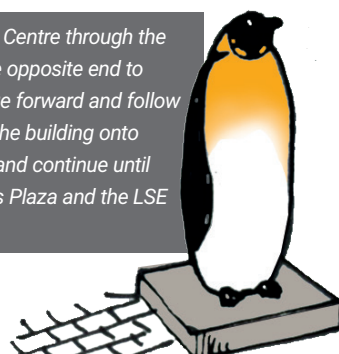
Here students can purchase main meals along with hot and cold snacks at subsidised prices. There is a wide variety of food to suit all tastes and requirements, with a selection from around the world available, reflecting the international nature of the School. Outside is a roof terrace for students to enjoy food and drink al fresco. From here you will have a good view across Houghton Street to the redevelopment of LSE's centre buildings and the creation of a new academic and social space, due for completion in 2019.

Go back to the lift/stairs and return to the ground floor. Turn right at the Old Theatre and follow the corridor until you see the entrance to the Student Services Centre on your right. Enter through the double doors.

4 STUDENT SERVICES CENTRE

The Centre brings together LSE's student support services, and the staff at the counter will be pleased to answer any basic questions you may have. Drop in sessions for more detailed queries on immigration, fees, financial support and admissions are held at various times during the week. You will also see pictures of the 18 LSE alumni or staff members who have been awarded Nobel prizes.

Leave the Student Services Centre through the door under the stairs, at the opposite end to where you entered. Continue forward and follow the blue floor signs to exit the building onto Portugal Street. Turn right, and continue until you reach the John Watkins Plaza and the LSE Library, on your right.



5 THE BRITISH LIBRARY OF POLITICAL AND ECONOMIC SCIENCE

The LSE Library, founded in 1896 as the British Library of Political and Economic Science, is the largest in the world devoted exclusively to the social sciences. The Library subscribes to over 50,000 e-journals as part of its electronic information provision and has over four million separate printed items, including over 33,000 past and present journal titles.

On exiting the Library return to Portugal Street, bear left and cross the road so you are outside the George IV pub on Portsmouth Street. Continue along Portsmouth Street, past the LSE Students' Union shop and the Old Curiosity Shop. Turn right onto Lincoln's Inn Fields and continue until you arrive at 32 Lincoln's Inn Fields. Please note internal access to this building is restricted to LSE staff and students only.

6 32 LINCOLN'S INN FIELDS

The former Land Registry Building opened its doors as 32 Lincoln's Inn Fields in 2013. The building enjoys views over London's largest public square. It offers five floors of academic offices plus three lower floors of teaching and student activity areas, which can cater for up to 1,000 students.

Turn left onto Lincoln's Inn Fields and walk towards Sardinia Street. LSE's New Academic Building is across the road on your right.

7 NEW ACADEMIC BUILDING


The School's New Academic Building was purchased in 2004. Constructed in 1912, the building has undergone a radical transformation and now provides students with fantastic state-of-the-art facilities. It houses the School's departments of Management and Law. It boasts eight floors of teaching rooms, lecture theatres and offices, built around a soaring central atrium flooded with natural light.

Cross Sardinia Street and walk down Portsmouth Street. On your right you will see the Saw Swee Hock Student Centre, which you are welcome to explore.

8 SAW SWEE HOCK STUDENT CENTRE

Since opening in 2014, the Student Centre has been presented with a host of architecture awards, including the prestigious RIBA London Building of the Year Award 2014. The building is a student hub at the heart of LSE's campus and houses the LSE Students' Union and large venue space. Here, you will find a pub, a fitness centre, a multifaith prayer centre, as well as the LSE Residential Services Team, and the LSE Careers Service. The Student Centre is also home to the LSE Media Centre, which includes LSE's Pulse Radio, its weekly newspaper (*The Beaver*), its termly journal (*The Clare Market Review*) and LSE's very own TV station, LooSE TV.

On leaving the Student Centre, turn right and then right again, onto Portugal Street.



9 PEACOCK THEATRE

LSE utilises this 999-seat West End theatre for lectures, public talks, conferences and graduation ceremonies.



Turn around and walk back along Portugal Street, continuing until you reach St Clement's Lane (behind the Waterstones bookshop). Walk down St Clement's Lane then turn right onto Grange Court and then left down the steps to Clement's Inn. On your right hand side will be Towers One, Two and Three.

10 THE TOWERS

On the wall next to the entrance of Tower Three you will see a plaque marking the location of the headquarters of "The Women's Social and Political Union", also known as "The Suffragettes". Tower Three is home to the St Philips Medical Centre, providing NHS treatment to LSE students.

Continue along Clement's Inn and through the gate at the end, leading out onto the Strand. Turn right and follow the pavement round until you come to Clement House, on your right. Enter Clement House through the second set of doors.

11 CLEMENT HOUSE

Clement House was built in 1911, and acquired by LSE in the mid 1990's. On the ground floor is the Hong Kong Theatre, which is used for both academic and public lectures.

Exit Clement House and turn right on the Aldwych. Walk up to Houghton Street.

12 LSE GARRICK

On the corner of Houghton Street and the Aldwych is LSE Garrick. The ground floor of this café serves a variety of hot and cold drinks, sandwiches and snacks while the lower floor offers a main meal service. It makes an ideal place to rest at the end of your tour.

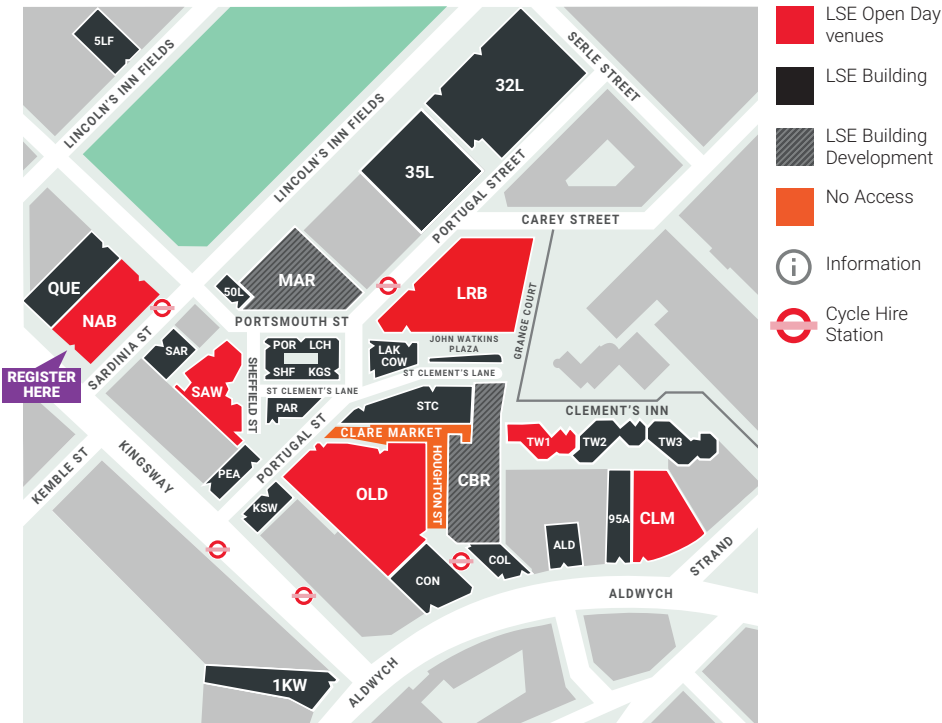


YOU HAVE NOW EXPLORED LSE!

Local area map



LSE campus map



95A	95 Aldwych	5LF	5 Lincoln's Inn Fields	PEA	Peacock Theatre
ALD	Aldwych House	32L	32 Lincoln's Inn Fields	POR	1 Portsmouth Street
CBR	Centre Building	50L	50 Lincoln's Inn Fields	QUE	Queens House
CLM	Clement House	LRB	Lionel Robbins Building, Library and The Women's Library	SAR	Sardinia House
COL	Columbia House		The Marshall Building (44 Lincoln's Inn Fields)	SAW	Saw Swee Hock Student Centre
CON	Connaught House	MAR	The Marshall Building (44 Lincoln's Inn Fields)	SHF	Sheffield Street
COW	Cowdray House	NAB	New Academic Building	STC	St Clement's
KGS	King's Chambers	OLD	Old Building (Shaw Library)	TW1	Tower One
1KW	1 Kingsway	PAR	Parish Hall	TW2	Tower Two
KSW	20 Kingsway			TW3	Tower Three
LAK	Lakatos Building				
LCH	Lincoln Chambers				

KEEP IN TOUCH

- 
[@StudyLSE](#)
- 
[facebook.com/lseps](#)
- 
[@londonchoolofeconomics](#)
- 
[lse.ac.uk/videoDiaries](#)
- 
[lse.ac.uk/studentBlogs](#)
- 
[lse.ac.uk/studyContactUs](#)