

The LSE logo consists of the letters 'LSE' in a white, bold, sans-serif font, set against a solid red square background.

LSE

THE LONDON SCHOOL  
OF ECONOMICS AND  
POLITICAL SCIENCE ■

A panoramic view of the London skyline at sunset. The sun is low on the horizon, casting a warm, golden glow over the scene. The Shard is the most prominent building on the left. In the foreground, two people are sitting on a stone ledge, looking out over the River Thames. A boat with 'citycruises' written on its side is visible in the water. The Tower Bridge is on the right. The sky is filled with soft, golden clouds.

# LSE Open Day

Wednesday 3 April 2019



World-class courses.  
World-class city.  
World-class experience.

Summer  
 School  
 2019 ■

# LSE Summer School



17 June -  
 16 August  
 2019

**Get a head start on your undergraduate studies**

Choose from over 100 inspiring courses taught by world-class LSE faculty

Visit our stand for more information  
 Library, LSE LIFE, Workspace 3

[lse.ac.uk/summerschool](http://lse.ac.uk/summerschool)

## Welcome to LSE

On behalf of all LSE's staff and students, I would like to welcome you to our Open Day. We have created a schedule that gives you the opportunity to find out more about the subjects you are interested in, obtain information from relevant departments and, perhaps most importantly, experience LSE's unique atmosphere.

This programme details the events and activities taking place during the Open Day, including times and locations. If you require any further information please ask one of our Student Ambassadors, who will be happy to assist you. These Ambassadors are also able to provide an insight into student life at LSE, so be sure to ask for their candid opinions!

Please ensure that you (and your guest) register in the New Academic Building when you first arrive at the School. After registration you will be free to enjoy the many Open Day events taking place on campus.

I do hope that you find your visit both informative and enjoyable, and that you will consider applying to LSE in the near future.

**Enjoy your day.**

**Minouche Shafik**  
 Director, LSE






# Your Students' Union



Welcome to LSE, the place I call home. LSE Students' Union is the hub of student life at LSE and is here to ensure our students have the most fulfilling time possible.

With over 300 sports clubs, societies and media groups, the opportunities for growth and development are endless. LSESU also facilitates student-led campaigns as well as an expert Advice Service available to all students throughout your studies. Whatever your interest, there is something for you! Being at LSE brings you into a creative, multinational student community located in the heart of one of the world's most vibrant and culturally rich cities. The whole world is here and we are here to help you make the most of it. If you study at LSE, you will become part of this sociable, engaged and ambitious LSE world, and your Union is here to ensure you succeed and have a great time while doing so!

From Welcome Week to Graduation, LSESU is here to support you. I look forward to meeting you today. On behalf of all of us, welcome to LSE! 

**Zulum Elumogo**, LSE Students' Union General Secretary 2018-19

## Contents

Welcome to LSE	1
Your Students' Union	2
General events and activities	4
General talks	5
Subject talks	6-7
Plan your day	8-9
Food and drink	11
Accommodation tours	12
Explore the campus	14-16
Local area map	17
LSE campus map	Back cover

Share your #LSEOpenDay experience:

 @StudyLSE

 @facebook.com/lseps

 @londonschoolofeconomics



### ASK AN AMBASSADOR

We have a number of current LSE students working at the Open Day as Ambassadors. They will be identifiable by black or white LSE t-shirts. Please ask them if you require directions or have any general questions about the School.



### FINDING YOUR WAY AROUND LSE

You can find all LSE buildings using Google Maps or Apple Maps but if you need help just ask one of our Student Ambassadors or look for the grey signs on the corners of our buildings. The first digit of each room number indicates what floor it's on eg, room 6.02 is on the sixth floor.

### CAMPUS DEVELOPMENTS

Some parts of LSE's campus are currently closed as we develop new state-of-the-art buildings and facilities. We apologise for any inconvenience these works cause, and hope they will not detract from your enjoyment of the day. To find out more, please visit [lse.ac.uk/CentreBuildings](http://lse.ac.uk/CentreBuildings)

# General events and activities

## REGISTRATION



New Academic Building

Ground floor, New Academic Building (NAB) – Kingsway entrance, 9-9.30am • 9.30-10am • 10-10.30am • 10.30-11am • 11-11.30am • 11.30am – 12 noon

Please register your attendance on the ground floor of the New Academic Building via the entrance on Kingsway. At registration you will receive an LSE wristband which will act as your visitor pass for the day.

**WHERE NEXT?** After registration, you are free to attend any of the events taking place during the day.

## INFORMATION STANDS



LSE LIFE

LSE LIFE, Library (LRB), 9.15am – 4pm

Staff from the departments below will be available throughout the day to answer your questions and provide advice and guidance.

Admissions • Careers • Disability and Wellbeing\* • Financial Support • General Enquiries • Language Centre • LSE Alumni • LSE LIFE • Residential Services • Students' Union • Summer School

## ACCOMMODATION TOURS



Bankside House

Bankside House and Northumberland House, 11am – 4.30pm

Two of our halls of residence are open for you to view today. See page 12 for further details.

\*The Disability and Wellbeing service will also be open for private drop-in consultations between 9.30am – 4pm in room 3.02, Fawcett House (FAW).

# General talks



Old Building

## APPLYING TO LSE TALK

Old Theatre, Old Building (OLD), 9.30-10am • 11.30am – 12 noon • 12.30-1pm • 2.30-3pm

An LSE Admissions Specialist provides information on the UCAS application process, including personal statement advice.

## PARENTS' AND FINANCIAL SUPPORT TALK

Room G.01, Pankhurst House (PAN), 9.45-10.30am • 11-11.45am • 12.15-1pm • 1.30-2.15pm

A presentation for parents and guardians addressing living and studying in London, financial support and accommodation.



Old Theatre

## STUDENT LIFE TALK

Old Theatre, Old Building (OLD), 10.30-11am • 1.30-2pm • 3.45-4.15pm

Find out about the Students' Union and student life at LSE.



Shaw Library

## CAREERS TALK

Shaw Library, 6th Floor, Old Building (OLD), 9.45-10.15am • 11-11.30am • 12.15-12.45pm • 1.30-2pm

LSE Careers will provide information on their services and the career opportunities for LSE graduates.



# Subject talks

Discover more about the degree programmes on offer and ask any questions you might have about studying at the School. Subject talks are repeated twice throughout the day and include information about the degree programmes listed. **Due to space restrictions, we can only admit prospective students to these talks.** Parents and guests can attend the other events taking place at this time, including the Parents' and Financial Support talk and information stands. Talks will be recorded and available online at [lse.ac.uk/visitLSE](http://lse.ac.uk/visitLSE)

SUBJECT	TIMES	LOCATION
<b>Accounting</b>		
BSc Accounting and Finance	<b>9.45-10.30am</b> and <b>1.30-2.15pm</b>	Room 5.02, Clement House (CLM)
<b>Anthropology</b>		
BA Anthropology and Law BA/BSc Social Anthropology	<b>11-11.45am</b> and <b>1.30-2.15pm</b>	Room 2.04, New Academic Building (NAB)
<b>Economic History</b>		
BSc Economic History BSc Economic History with Economics BSc Economic History and Geography BSc Economics and Economic History	<b>12.15-1pm</b> and <b>4-4.45pm</b>	Room 4.02, Clement House (CLM)
<b>Economics</b>		
BSc Econometrics and Mathematical Economics BSc Economics BSc Economics with Economic History	<b>11-11.45am</b> and <b>1.30-2.15pm</b>	Sheikh Zayed Theatre, New Academic Building (NAB)
<b>Finance</b>		
BSc Finance	<b>11-11.45am</b> and <b>2.45-3.30pm</b>	Hong Kong Theatre, Clement House (CLM)
<b>Geography and Environment</b>		
BSc Environmental Policy with Economics BSc Environment and Development BA Geography BSc Geography with Economics	<b>11-11.45am</b> and <b>1.30-2.15pm</b>	Room 3.02, Clement House (CLM)
<b>Government</b>		
BSc Politics BSc Politics and Economics BSc Politics and History BSc Politics and International Relations BSc Politics and Philosophy	<b>9.45-10.30am</b> and <b>1.30-2.15pm</b>	Hong Kong Theatre, Clement House (CLM)

SUBJECT	TIMES	LOCATION
<b>International History</b>		
BA History BSc International Relations and History	<b>11-11.45am</b> and <b>2.45-3.30pm</b>	Room 4.02, Clement House (CLM)
<b>International Relations</b>		
BSc International Relations	<b>12.15-1pm</b> and <b>4-4.45pm</b>	Hong Kong Theatre, Clement House (CLM)
<b>Languages</b>		
BSc International Relations and Chinese BSc Language, Culture and Society	<b>12.15-1pm</b> and <b>2.45-3.30pm</b>	Room 2.06, New Academic Building (NAB)
<b>Law</b>		
LLB Bachelor of Laws	<b>9.45-10.30am</b> and <b>2.45-3.30pm</b>	Sheikh Zayed Theatre, New Academic Building (NAB)
<b>Management</b>		
BSc Management	<b>11-11.45am</b> and <b>1.30-2.15pm</b>	Room 2.02, Clement House (CLM)
<b>Mathematics</b>		
BSc Financial Mathematics and Statistics BSc Mathematics and Economics BSc Mathematics with Economics	<b>12.15-1pm</b> and <b>4-4.45pm</b>	Sheikh Zayed Theatre, New Academic Building (NAB)
<b>Philosophy</b>		
BSc Philosophy and Economics BSc Philosophy, Logic and Scientific Method BSc Philosophy, Politics and Economics	<b>9.45-10.30am</b> and <b>2.45-3.30pm</b>	Room 2.02, Clement House (CLM)
<b>Psychological and Behavioural Science</b>		
BSc Psychological and Behavioural Science	<b>12.15-1pm</b> and <b>2.45-3.30pm</b>	Room 3.02, Clement House (CLM)
<b>Social Policy</b>		
BSc Criminology BSc International Social and Public Policy BSc International Social and Public Policy and Economics BSc International Social and Public Policy with Politics	<b>12.15-1pm</b> and <b>2.45-3.30pm</b>	Room 2.04, New Academic Building (NAB)
<b>Sociology</b>		
BSc Sociology	<b>11-11.45am</b> and <b>1.30-2.15pm</b>	Room 2.06, New Academic Building (NAB)
<b>Statistics</b>		
BSc Actuarial Science BSc Mathematics, Statistics and Business	<b>12.15-1pm</b> and <b>2.45-3.30pm</b>	Room 5.02, Clement House (CLM)

# Plan your day

**SUBJECT TALKS**  
 Talks about each of the subjects LSE teaches will take place twice during the day. See pages 6-7 for further information.

**LOOKING FOR A PROSPECTUS?**  
 Pick one up from the information stands located in LSE LIFE, Library (LRB).

**FINDING YOUR WAY AROUND LSE**  
 The LSE campus is very compact, so it won't take you long to get to the different activities. You can find all LSE buildings using Google Maps, Apple Maps or the map on the back page of this booklet. If you need help just ask one of our Student Ambassadors or look for the grey signs on the corner of the buildings. **The first digit of each room number indicates what floor it's on eg, room 3.02 is on the 3rd floor.**

9am	9.30am	10am	10.30am	11am	11.30am	12 noon	12.30pm	1pm	1.30pm	2pm	2.30pm	3pm	3.30pm	4pm	4.30pm	5pm
<b>Registration 1</b> <i>New Academic Building (NAB)</i>	<b>Registration 2</b> <i>New Academic Building (NAB)</i>	<b>Registration 3</b> <i>New Academic Building (NAB)</i>	<b>Registration 4</b> <i>New Academic Building (NAB)</i>	<b>Registration 5</b> <i>New Academic Building (NAB)</i>	<b>Registration 6</b> <i>New Academic Building (NAB)</i>											
<b>Information stands</b> <i>LSE LIFE, Library (LRB)</i>												<b>Information stands</b> <i>LSE LIFE, Library (LRB)</i>				
	<b>Subject talks</b> <i>Various locations</i>			<b>Subject talks</b> <i>Various locations</i>				<b>Subject talks</b> <i>Various locations</i>				<b>Subject talks</b> <i>Various locations</i>				<b>Subject talks</b> <i>Various locations</i>
	<b>Parents' and Financial Support talk</b> <i>Room G.01, Pankhurst House (PAN)</i>			<b>Parents' and Financial Support talk</b> <i>Room G.01, Pankhurst House (PAN)</i>				<b>Parents' and Financial Support talk</b> <i>Room G.01, Pankhurst House (PAN)</i>				<b>Parents' and Financial Support talk</b> <i>Room G.01, Pankhurst House (PAN)</i>				
	<b>Applying to LSE talk</b> <i>Old Theatre, Old Building (OLD)</i>				<b>Applying to LSE talk</b> <i>Old Theatre, Old Building (OLD)</i>			<b>Applying to LSE talk</b> <i>Old Theatre, Old Building (OLD)</i>				<b>Applying to LSE talk</b> <i>Old Theatre, Old Building (OLD)</i>				
			<b>Student Life talk</b> <i>Old Theatre, Old Building (OLD)</i>													<b>Student Life talk</b> <i>Old Theatre, Old Building (OLD)</i>
	<b>Careers talk</b> <i>Shaw Library, Old Building (OLD)</i>			<b>Careers talk</b> <i>Shaw Library, Old Building (OLD)</i>				<b>Careers talk</b> <i>Shaw Library, Old Building (OLD)</i>				<b>Careers talk</b> <i>Shaw Library, Old Building (OLD)</i>				
				<b>Accommodation tours</b> <i>Bankside House and Northumberland House</i>												
																<b>Accommodation tours</b> <i>Bankside House and Northumberland House</i>

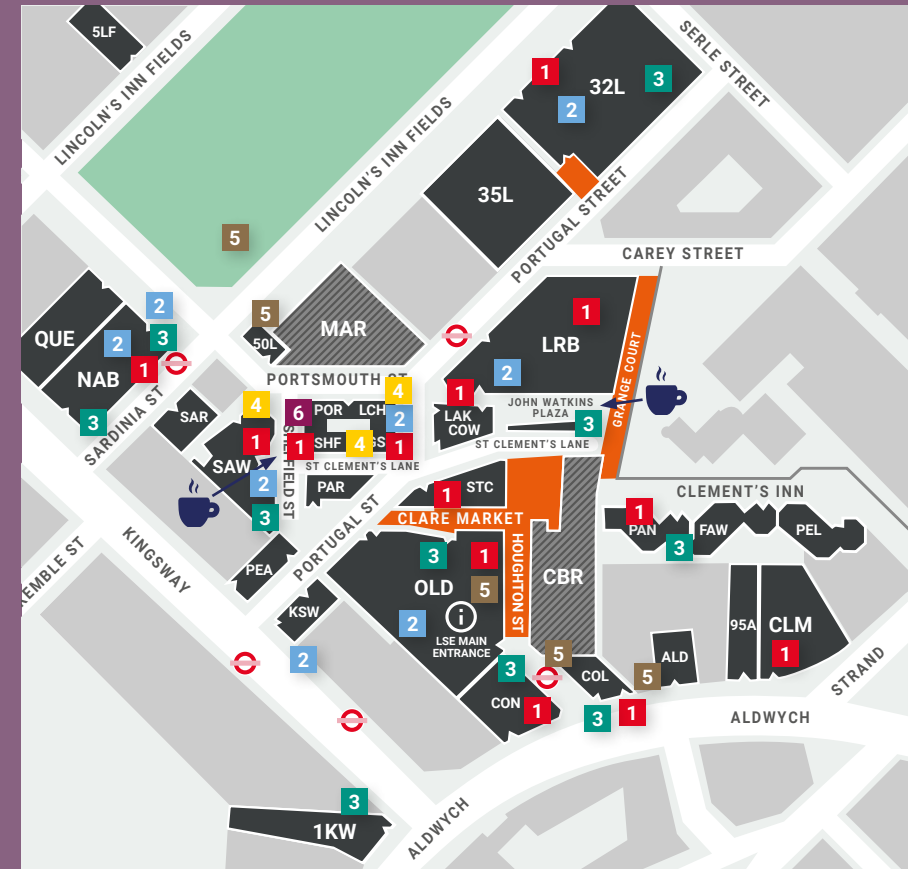


LSE Language Centre provides a range of language programmes for students, staff and alumni. Over 2,000 people take a course with us every year.

For more information, contact [languages@lse.ac.uk](mailto:languages@lse.ac.uk) or go to our website [www.lse.ac.uk/languages](http://www.lse.ac.uk/languages)

# Food and drink

## LOCATION OF FOOD AND DRINK ON CAMPUS



- No access
- ▨ LSE under construction
- 1 Water fountains
- 2 Eat your own
- 3 Cafés
- 4 Pubs/Bars
- 5 Restaurants
- 6 "Grab and go" food
- Free hot drinks (just show your wristband)



# Accommodation tours

The School guarantees accommodation, either in LSE or intercollegiate residences, to all first year undergraduates who apply before the accommodation deadline. For full details about all of our halls of residence and intercollegiate accommodation, please visit the LSE Accommodation website: [lse.ac.uk/accommodation](http://lse.ac.uk/accommodation)

**Two of our halls of residence are open for you to view today. Visit either Bankside House or Northumberland House for a guided tour given by a resident LSE student.**

## GETTING TO BANKSIDE HOUSE

**24 Sumner House, London, SE1 9JA**

Bankside House is near the south bank of the Thames, close to Shakespeare's Globe Theatre and behind the Tate Modern art gallery.

### BY BUS

- Board bus RV1 on the Strand, in front of Somerset House (bus stop S Aldwych/ Somerset House). Travel eight stops to Lavington Street (bus stop SW).
- Walk along Southwark Street and turn left onto Great Guildford Street.
- At the end of the road take a slight left onto Sumner Street. Bankside House is on your left.

**Journey time: 25 minutes.**

### WALKING

The residence is a 25 minute walk from LSE (see map on page 17).

## GETTING TO NORTHUMBERLAND HOUSE

**Edward VII Rooms, 8A Northumberland Avenue, London, WC2N 5BY**

Northumberland House is situated just off Trafalgar Square, a short walk away from the Strand, the National Gallery, the West End, Covent Garden and Piccadilly Circus.

### BY BUS

- Board bus 11, 87, 6, 15 or 91 on the Strand, in front of Somerset House (bus stop R Aldwych/ Somerset House). Travel three stops to Trafalgar Square (bus stop K).
- Walk towards Trafalgar Square. At the roundabout cross the road so that you are on the same side of the road as Tesco, turn left, walking past Garfunkels and continue for two minutes until you reach Northumberland House on your right (Edward VII Rooms).

**Journey time: 15 minutes.**

### WALKING

The residence is a 20 minute walk from LSE (see map on page 17).





# Explore the campus

At the Open Day, you are free to explore the LSE campus at your leisure using this self-guided tour and the map on the back page of this booklet. The tour begins at the main entrance to the Old Building on Houghton Street.

## 1 OLD BUILDING

Enter the Old Building through the glass doors and you will see a reception desk to your right. If you need any help navigating your way around the campus please ask a member of staff. The doors in front of you lead into the Old Theatre. This is one of the School's main lecture theatres and is used for teaching and guest lectures, LSE Drama Society productions and weekly Students' Union meetings.

*Take the lift or stairs to the sixth floor. Go through the swing doors and follow the corridor through the Anthropology Department, round to the right and into the Shaw Library/ Founders' Room.*

## 2 THE SHAW LIBRARY

A library and common room for the entire LSE community. The Library encourages students to widen their interests by reading books on subjects not included in the School curriculum. The Shaw Library holds a generous stock of English language fiction classics through to modern book prize winners, as well as significant collections on poetry, biographies, plays, art, architecture, sport, music and travel guides. The Library also stages free lunchtime and evening concerts by leading jazz and classical performers.

*Make your way back along the Anthropology corridor and through the swing doors. Take the lift or stairs to the fourth floor. Go through the swing doors into the Fourth Floor Restaurant.*

## 3 FOURTH FLOOR RESTAURANT

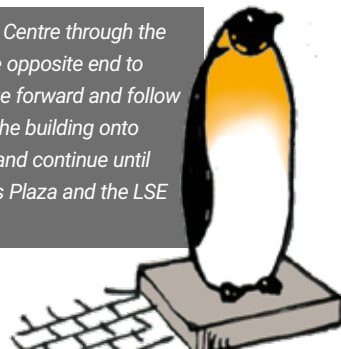
Here students can purchase main meals along with hot and cold snacks at subsidised prices. There is a wide variety of food to suit all tastes and requirements, with a selection from around the world available, reflecting the international nature of the School. Outside is a roof terrace for students to enjoy food and drink al fresco. From here you will have a good view across Houghton Street to the redevelopment of LSE's centre buildings and the creation of a new academic and social space, due for completion in May 2019.

*Go back to the lift/stairs and return to the ground floor. Turn right at the Old Theatre and follow the corridor until you see the entrance to the Student Services Centre on your right. Enter through the double doors.*

## 4 STUDENT SERVICES CENTRE

The Centre brings together LSE's student support services, and the staff at the counter will be pleased to answer any basic questions you may have. Drop in sessions for more detailed queries on immigration, fees, financial support and admissions are held at various times during the week. You will also see pictures of the 18 LSE alumni or staff members who have been awarded Nobel prizes.

*Leave the Student Services Centre through the door under the stairs, at the opposite end to where you entered. Continue forward and follow the blue floor signs to exit the building onto Portugal Street. Turn right, and continue until you reach the John Watkins Plaza and the LSE Library, on your right.*



## 5 THE BRITISH LIBRARY OF POLITICAL AND ECONOMIC SCIENCE

The LSE Library, founded in 1896 as the British Library of Political and Economic Science, is the largest in the world devoted exclusively to the social sciences. The Library subscribes to over 50,000 e-journals as part of its electronic information provision and has over four million separate printed items, including over 33,000 past and present journal titles.

*On exiting the Library return to Portugal Street, bear left and cross the road so you are outside the George IV pub on Portsmouth Street. Continue along Portsmouth Street, past the LSE Students' Union shop and the Old Curiosity Shop. Turn right onto Lincoln's Inn Fields and continue until you arrive at 32 Lincoln's Inn Fields. Please note internal access to this building is restricted to LSE staff and students only.*

## 6 32 LINCOLN'S INN FIELDS

The former Land Registry Building opened its doors as 32 Lincoln's Inn Fields in 2013. The building enjoys views over London's largest public square. It offers five floors of academic offices plus three lower floors of teaching and student activity areas, which can cater for up to 1,000 students.

*Turn left onto Lincoln's Inn Fields and walk towards Sardinia Street. LSE's New Academic Building is across the road on your right.*

## 7 NEW ACADEMIC BUILDING

The School's New Academic Building was purchased in 2004. Constructed in 1912, the building has undergone a radical transformation and now provides students with fantastic state-of-the-art facilities. It houses the School's departments of Management and Law. It boasts eight floors of teaching rooms, lecture theatres and offices, built around a soaring central atrium flooded with natural light.

*Cross Sardinia Street and walk down Portsmouth Street. On your right you will see the Saw Swee Hock Student Centre, which you are welcome to explore.*

## 8 SAW SWEE HOCK STUDENT CENTRE

Since opening in 2014, the Student Centre has been presented with a host of architecture awards, including the prestigious RIBA London Building of the Year Award 2014. The building is a student hub at the heart of LSE's campus and houses the LSE Students' Union and large venue space. Here, you will find a pub, a fitness centre, a multifaith prayer centre, as well as the LSE Residential Services Team, and the LSE Careers Service. The Student Centre is also home to the LSE Media Centre, which includes LSE's Pulse Radio, its weekly newspaper (*The Beaver*), its termly journal (*The Clare Market Review*) and LSE's very own TV station, LooSE TV.

*On leaving the Student Centre, turn right and then right again, onto Portugal Street.*



**9 PEACOCK THEATRE**

LSE utilises this 999-seat West End theatre for lectures, public talks, conferences and graduation ceremonies.



Continue to the end of Portugal Street, then turn left onto Kingsway. At the end of Kingsway, turn left onto the Aldwych. Follow the pavement round, past Houghton Street and the Post Office on your left. Turn left through the gate into Clement's Inn and follow the path round.

**10 CLEMENT'S INN**

Clement's Inn is home to Pankhurst House, Fawcett House and Pethick-Lawrence House, renamed in 2018 after the suffrage campaigners Emmeline Pankhurst, Millicent Garrett Fawcett and Emmeline Pethick-Lawrence.

Formerly known as "The Towers", the three buildings are on the same site as the London headquarters of the Women's Social and Political Union also known as "The Suffragettes". You will see a plaque marking this on the wall next to the entrance to Pethick-Lawrence House. This is also home to the St Philips Medical Centre, providing NHS treatment to LSE students.

Turn back along Clement's Inn and through the gate at the end, leading back onto the Aldwych. Turn right and follow the pavement round until you come to Clement House, on your right. Enter Clement House through the second set of doors.

**11 CLEMENT HOUSE**

Clement House was built in 1911, and acquired by LSE in the mid 1990's. On the ground floor is the Hong Kong Theatre, which is used for both academic and public lectures.

Exit Clement House and turn right on the Aldwych. Walk up to Houghton Street.

**12 LSE GARRICK**

On the corner of Houghton Street and the Aldwych is LSE Garrick. The ground floor of this café serves a variety of hot and cold drinks, sandwiches and snacks while the lower floor offers a main meal service. It makes an ideal place to rest at the end of your tour.



**YOU HAVE NOW EXPLORED LSE!**

**Local area map**





# LSE campus map



REGISTER  
HERE

- LSE Open Day venues
- LSE Building
- LSE Building Development
- No Access
- i Information
- 🚲 Cycle Hire Station

## ACCESSIBILITY

LSE aims to create an environment which enables all students to participate fully in university life. All rooms and buildings at the Open Day are accessible, and most rooms and lecture theatres are fitted with infra-red hearing systems. Access guides to the School's buildings are available at [disabledGo.com](http://disabledGo.com)

## KEEP IN TOUCH

- 🐦 @StudyLSE
- f facebook.com/lseps
- 📷 @londonchoolofeconomics
- ▶ lse.ac.uk/videoDiaries
- 📄 lse.ac.uk/studentBlogs
- @ lse.ac.uk/studyContactUs