



THE LONDON SCHOOL
OF ECONOMICS AND
POLITICAL SCIENCE ■



LSE Open Day

WEDNESDAY 11 APRIL 2018



Summer
School
1989-2018

30 YEARS

Pre-university
courses available

*University offer required

LSE Summer School

18 June –
17 August
2018

96%

of our 2017 students
would recommend
the LSE Summer
School to a friend.

2017 Summer School
Cohort Survey

lse.ac.uk/summerschool

Welcome to LSE

On behalf of all LSE's staff and students, I would like to welcome you to our Open Day. We have created a schedule that gives you the opportunity to find out more about the subjects you are interested in, obtain information from relevant departments and, perhaps most importantly, experience LSE's unique atmosphere.

This booklet details the events and activities taking place during the Open Day, including times and locations. If you require any further information please ask one of our Student Ambassadors, who will be happy to assist you. These Ambassadors are also able to provide an insight into student life at LSE, so be sure to ask for their candid opinions!

Please ensure that you (and your guest) register in the New Academic Building when you first arrive at the School. After registration you will be free to enjoy the many Open Day events taking place on campus.

I do hope that you find your visit both informative and enjoyable, and that you will consider applying to LSE in the near future.

Enjoy your day.



Minouche Shafik

Director, LSE



Your Students' Union

Welcome to LSE, one of the world's leading universities. The Students' Union (LSESU) ensures that students are properly represented within the School. The team at LSESU also supports student-run societies and sports teams, student campaigns for change, and run an expert Advice Service.

We are committed to providing our students with whatever they need to become well-rounded and well-supported individuals.

Studying at LSE brings you into a highly networked community of peers, right at the heart of a global city. And it's LSESU that brings everyone together, with over 250 student-led sports clubs and societies to choose from. Participation in student elections is amongst the highest in the UK. If you study at LSE you will become part of this sociable, engaged and ambitious LSE world, and the Union will work hard to make the campus special for you, from Welcome Week to Graduation.

On behalf of all of us at the Students' Union, welcome to LSE. We look forward to meeting you today.

Mahatir Pasha

LSE Students' Union General
Secretary 2017-18




Contents

Welcome to LSE	1
Your Students' Union	2
Programme	4-5
Subject talks	6-7
Timetable	8-9
Further information	10
Accommodation	12-13
Explore the campus	14-16
Local area map	17
LSE campus map	Back cover

Share your #LSEOpenDay experience:

 @StudyLSE

 @facebook.com/lseps

 @londonschoolofeconomics



ASK AN AMBASSADOR

We have a number of current LSE students working at the Open Day as Ambassadors. They will be identifiable by black or white LSE t-shirts. Please ask them if you require directions or have any general questions about the School.



FINDING YOUR WAY AROUND LSE

You can find all LSE buildings using Google Maps or Apple Maps but if you need help just ask one of our Student Ambassadors or look for the grey signs on the corners of our buildings. The first digit of each room number indicates what floor it's on eg, room 6.02 is on the sixth floor.

CAMPUS DEVELOPMENTS

Some parts of LSE's campus are currently closed as we develop new state-of-the-art buildings and facilities. We apologise for any inconvenience these works cause, and hope they will not detract from your enjoyment of the day. To find out more, please visit lse.ac.uk/CentreBuildings

Programme

REGISTRATION

Ground floor, New Academic Building (NAB)

– Kingsway entrance, 9-9.30am • 9.30-10am
• 10-10.30am • 10.30-11am • 11-11.30am •
11.30am – 12 noon

Please register your attendance on the ground floor of the New Academic Building via the entrance on Kingsway. At registration you will receive an LSE wristband which will act as your visitor pass for the day.

WHERE NEXT? After registration, you are free to attend any of the events taking place during the day. Aside from the Economics talk, advance booking is not required for any of the Open Day activities.

INFORMATION STANDS

LSE LIFE, Library (LRB), 9.15am – 4pm

Staff from the departments below will be available throughout the day to answer your questions and provide advice and guidance.

Admissions • Careers • Financial Support •
General Enquiries • Language Centre • LSE100
• LSE Alumni • LSE LIFE • Residential Services
• Students' Union • Summer School

LSE LIBRARY (LRB), LIBRARY INFORMATION DESK:

Meet Library staff and find out more about the resources available for LSE students.

ACCOMMODATION TOURS

Bankside House and Northumberland House,
11am – 4.30pm

Two of our halls of residence are open for you to view today. See pages 12-13 for further details.





APPLYING TO LSE TALK

Old Theatre, Old Building (OLD),

9.30-10am • 11.30am – 12 noon • 12.30-1pm • 2.30-3pm

An LSE Admissions Specialist provides information on the UCAS application process, including personal statement advice.

CAREERS TALK

Wolfson Theatre, New Academic Building (NAB),

9.45-10.15am • 11-11.30am • 12.15-12.45pm • 1.30-2pm

LSE Careers will provide information on their services and the career opportunities for LSE graduates.

PARENTS' AND FINANCIAL SUPPORT TALK

Room G.01, Tower 1 (TW1), 9.45-10.30am •

11-11.45am • 12.15-1pm • 1.30-2.15pm • 2.45-3.30pm

A presentation for parents and guardians addressing living and studying in London, financial support and accommodation.

STUDENT LIFE TALK

Old Theatre, Old Building (OLD),

10.30-11am • 1.30-2pm • 3.45-4.15pm

Find out about the Students' Union and student life at LSE from current LSE students.

SUBJECT TALKS

Discover more about the degrees LSE offers and ask any questions you might have about studying at the School. Due to space constraints we can only admit prospective students to these talks. Parents and other guests are welcome to attend the Parents' and Financial Support talk or visit the Information Stands at this time. See overleaf for further details.

Subject talks

Each subject talk will take place twice and will include information about the degrees listed. **Due to space restrictions, we can only admit prospective students to these talks.** Parents and other guests can attend the Parents' and Financial Support talk or visit the Information Stands at this time.

SUBJECT	TIMES	LOCATION
Accounting		
BSc Accounting and Finance	9.45-10.30am and 1.30-2.15pm	Room 6.02, Clement House (CLM)
Anthropology		
BA Anthropology and Law BA/BSc Social Anthropology	11-11.45am and 1.30-2.15pm	Room 2.04, New Academic Building (NAB)
Economic History		
BSc Economic History BSc Economic History with Economics BSc Economic History and Geography BSc Economics and Economic History	12.15-1pm and 4-4.45pm	Room 2.02, Clement House (CLM)
Economics		
BSc Econometrics and Mathematical Economics BSc Economics BSc Economics with Economic History	11-11.45am and 1.30-2.15pm	Sheikh Zayed Theatre, New Academic Building (NAB)
Due to high demand, the Economics talks were ticketed in advance of the Open Day. Please be aware that if you have not pre-booked a ticket for this subject talk, you may not be able to attend.		
Finance		
BSc Finance	11-11.45am and 2.45-3.30pm	Hong Kong Theatre, Clement House (CLM)
Geography and Environment		
BSc Environmental Policy with Economics BSc Environment and Development BA Geography BSc Geography with Economics	11-11.45am and 1.30-2.15pm	Room 4.02, Clement House (CLM)
Government		
BSc Government BSc Government and Economics BSc Government and History BSc Politics and International Relations BSc Politics and Philosophy	9.45-10.30am and 1.30-2.15pm	Hong Kong Theatre, Clement House (CLM)

SUBJECT	TIMES	LOCATION
International History		
BA History BSc International Relations and History	11-11.45am and 2.45-3.30pm	Room 2.02, Clement House (CLM)
International Relations		
BSc International Relations	12.15-1pm and 4-4.45pm	Hong Kong Theatre, Clement House (CLM)
Language Centre		
BSc International Relations and Mandarin NEW BSc Language, Culture and Society NEW	12.15-1pm and 2.45-3.30pm	Room 1.15, New Academic Building (NAB)
Law		
LLB Bachelor of Laws	9.45-10.30am and 2.45-3.30pm	Sheikh Zayed Theatre, New Academic Building (NAB)
Management		
BSc Management	11-11.45am and 1.30-2.15pm	Room 3.02, Clement House (CLM)
Mathematics		
BSc Financial Mathematics and Statistics BSc Mathematics and Economics BSc Mathematics with Economics	12.15-1pm and 4-4.45pm	Sheikh Zayed Theatre, New Academic Building (NAB)
Philosophy		
BSc Philosophy and Economics BSc Philosophy, Logic and Scientific Method BSc Philosophy, Politics and Economics	9.45-10.30am and 2.45-3.30pm	Room 5.02, Clement House (CLM)
Psychological and Behavioural Science		
BSc Psychological and Behavioural Science NEW	12.15-1pm and 2.45-3.30pm	Room 4.02, Clement House (CLM)
Social Policy		
BSc Criminology NEW BSc International Social and Public Policy NEW BSc International Social and Public Policy and Economics BSc International Social and Public Policy with Government	12.15-1pm and 2.45-3.30pm	Room 2.04, New Academic Building (NAB)
Sociology		
BSc Sociology	11-11.45am and 1.30-2.15pm	Room 1.15, New Academic Building (NAB)
Statistics		
BSc Actuarial Science BSc Mathematics, Statistics and Business	12.15-1pm and 2.45-3.30pm	Room 3.02, Clement House (CLM)

Open Day Timetable, 11 April 2018

SUBJECT TALKS

Talks about each of the subjects LSE teaches will take place twice during the day. See pages 6-7 for further information.

9am	9.30am	10am	10.30am	11am	11.30am	12 noon	12.30pm	1pm
Registration 1 New Academic Building	Registration 2 New Academic Building	Registration 3 New Academic Building	Registration 4 New Academic Building	Registration 5 New Academic Building	Registration 6 New Academic Building			
Information stands LSE LIFE, Library (LRB)								
		Subject talks Various locations		Subject talks Various locations			Subject talks Various locations	
		Parents' and Financial Support talk Room G.01, Tower One (TW1)		Parents' and Financial Support talk Room G.01, Tower One (TW1)			Parents' and Financial Support talk Room G.01, Tower One (TW1)	
	Applying to LSE talk Old Theatre, Old Building (OLD)				Applying to LSE talk Old Theatre, Old Building (OLD)			Applying to LSE talk Old Theatre, Old Building (OLD)
			Student Life talk Old Theatre, Old Building (OLD)					
	Careers talk Wolfson Theatre, New Academic Building (NAB)			Careers talk Wolfson Theatre, New Academic Building (NAB)			Careers talk Wolfson Theatre, New Academic Building (NAB)	
Accommodation tours Bankside House and Northumberland House residences								

FINDING YOUR WAY AROUND LSE

You can find all LSE buildings using Google Maps, Apple Maps or the map on the back page of this programme. The first digit of each room number indicates what floor it's on eg, room 6.02 is on the sixth floor. If you need help, please ask one of our Student Ambassadors.

	1.30pm	2pm	2.30pm	3pm	3.30pm	4pm	4.30pm	5pm
	Information stands <i>LSE LIFE, Library (LRB)</i>							
	Subject talks <i>Various locations</i>			Subject talks <i>Various locations</i>			Subject talks <i>Various locations</i>	
	Parents' and Financial Support talk <i>Room G.01, Tower One (TW1)</i>			Parents' and Financial Support talk <i>Room G.01, Tower One (TW1)</i>				
			Applying to LSE talk <i>Old Theatre, Old Building (OLD)</i>					
	Student Life talk <i>Old Theatre, Old Building (OLD)</i>					Student Life talk <i>Old Theatre, Old Building (OLD)</i>		
	Careers talk <i>Wolfson Theatre, New Academic Building (NAB)</i>							
	Accommodation tours <i>Bankside House and Northumberland House residences</i>							

Further information

ACCESSIBILITY

LSE aims to create an environment which enables all students to participate fully in university life. All rooms and buildings are accessible and most rooms are fitted with infra-red hearing systems.

Access guides to the School's buildings are available at [disabledGo.com](https://www.disabledgo.com)

DISABILITY AND WELLBEING

If you would like to speak to someone about any disability or wellbeing-related issue, please visit the Disability and Wellbeing Service in room 3.02, Tower Three (TW3). The service will be open for private drop-in consultations between 9.30am – 4pm. Further information concerning the support available can be found on our website: lse.ac.uk/disabledstudents

REFRESHMENTS

LSE's catering outlets will be open for lunch and refreshments throughout the day:

CAFÉ 54, New Academic Building (NAB). Enjoy salads, sandwiches, soups and pasta.

PLAZA CAFÉ, John Watkins Plaza. Sandwiches, hot and cold snacks and drinks.

LSE GARRICK, Houghton Street/Aldwych. Hot and cold snacks available at the ground floor café. For a more substantial meal visit the restaurant downstairs.

GEORGE IV, Portugal Street. LSE's pub serves light meals and a selection of ales, wines, spirits and soft drinks.

DENNING LEARNING CAFÉ, 1st floor, Saw Swee Hock Student Centre (SAW). Hot pies and sandwiches available.

WESTON CAFÉ, 6th floor, Saw Swee Hock Student Centre (SAW). Enjoy a fresh juice or smoothie.

FREE HOT DRINKS!

Show your LSE wristband for a free speciality coffee, tea or hot chocolate from one of our outdoor coffee barrows. These are located on Sheffield Street, outside the Saw Swee Hock Student Centre, and will be open from 10.30am to 4pm.



Language
Centre



LSE Language Centre provides a range of language programmes for students, academic staff, alumni and the general public. Over 2,000 people take a course with us every year.

For more information, contact **languages@lse.ac.uk**
or go to our website **www.lse.ac.uk/languages**

Accommodation

The School guarantees accommodation, either in LSE or intercollegiate residences, to all first year undergraduates who apply before the accommodation deadline. For full details about all of our halls of residence and intercollegiate accommodation, please visit the LSE Residential Services website: lse.ac.uk/accommodation

RESIDENTIAL SERVICES INFORMATION STAND

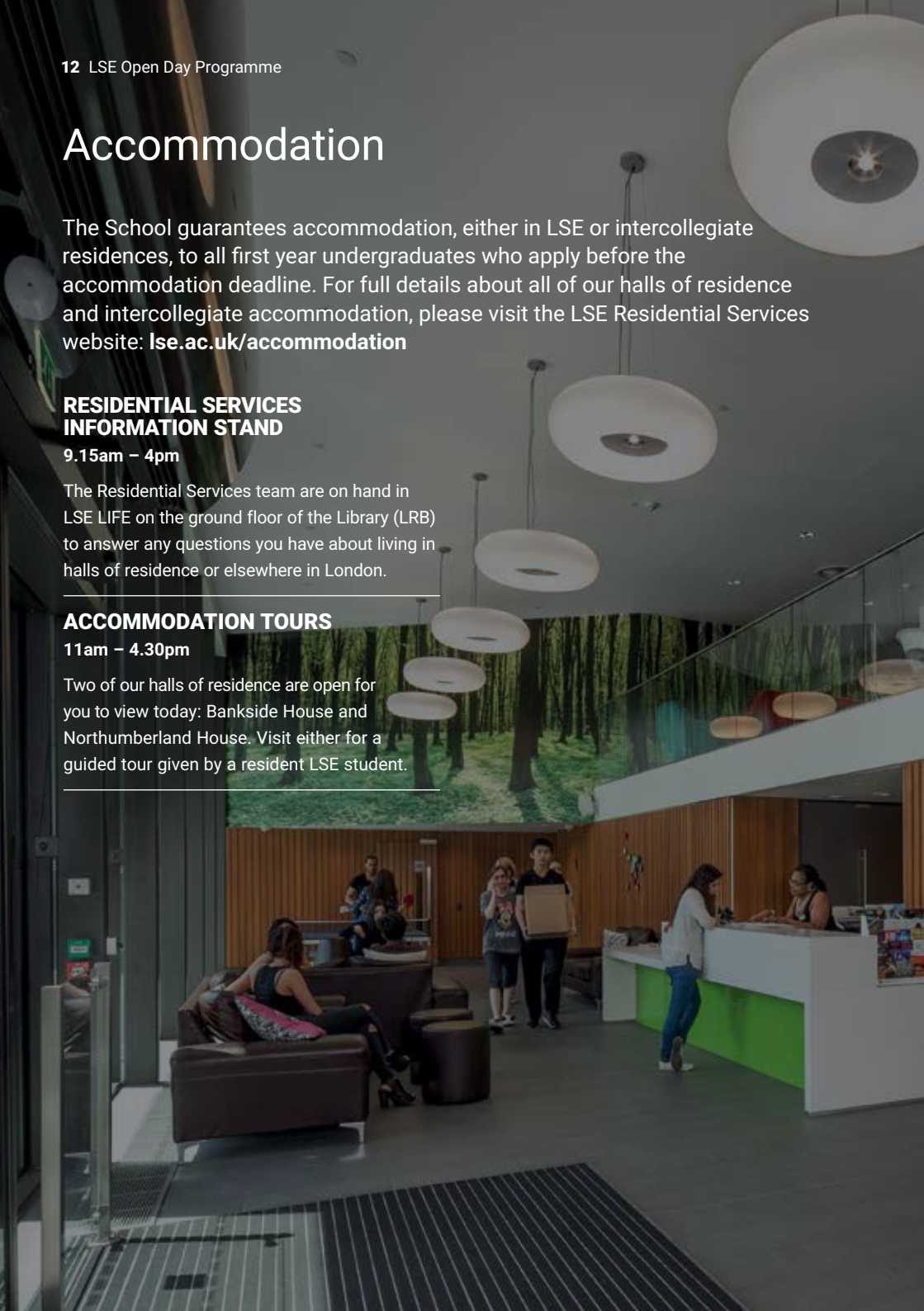
9.15am – 4pm

The Residential Services team are on hand in LSE LIFE on the ground floor of the Library (LRB) to answer any questions you have about living in halls of residence or elsewhere in London.

ACCOMMODATION TOURS

11am – 4.30pm

Two of our halls of residence are open for you to view today: Bankside House and Northumberland House. Visit either for a guided tour given by a resident LSE student.





GETTING TO BANKSIDE HOUSE

**24 Sumner House,
London, SE1 9JA**

Bankside House is near
the south bank of the

Thames, close to Shakespeare's Globe Theatre and behind the Tate Modern art gallery. You can find Bankside House on Google Maps or Apple Maps. Walking takes about 25 minutes (see map on page 17), or catch bus number RV1. Board the bus outside Somerset House (bus stop S) and travel to Lavington Street (bus stop SQ).



GETTING TO NORTHUMBERLAND HOUSE

**Edward VII Rooms, 8A
Northumberland Avenue,
London, WC2N 5BY**

Northumberland House

is situated just off Trafalgar Square, a short walk away from the Strand, the National Gallery, the West End, Covent Garden and Piccadilly Circus. You can find Northumberland House on Google Maps or Apple Maps, and it is a 15 minute walk from LSE (see map on page 17).

Explore the campus

At the Open Day, you are free to explore the LSE campus at your leisure using this self-guided tour and the map on the back page of this booklet. The tour begins at the main entrance to the Old Building on Houghton Street.

1 OLD BUILDING

Enter the Old Building through the glass doors and you will see a reception desk to your right. If you need any help navigating your way around the campus please ask a member of staff. The doors in front of you lead into the Old Theatre. This is one of the School's main lecture theatres and is used for teaching and guest lectures, LSE Drama Society productions and weekly Students' Union meetings.

Take the lift or stairs to the sixth floor. Go through the swing doors and follow the corridor through the Anthropology Department, round to the right and into the Shaw Library/ Founders' Room.

2 THE SHAW LIBRARY

A library and common room for the entire LSE community. The Library encourages students to widen their interests by reading books on subjects not included in the School curriculum. The Shaw Library holds a generous stock of English language fiction classics through to modern book prize winners, as well as significant collections on poetry, biographies, plays, art, architecture, sport, music and travel guides. The Library also stages free lunchtime and evening concerts by leading jazz and classical performers.

Make your way back along the Anthropology corridor and through the swing doors. Take the lift or stairs to the fourth floor. Go through the swing doors into the Fourth Floor Restaurant.

3 FOURTH FLOOR RESTAURANT

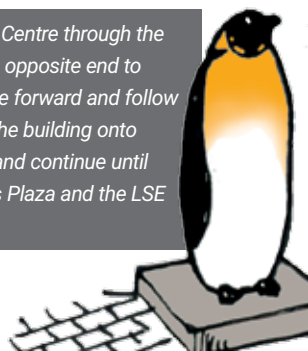
Here students can purchase main meals along with hot and cold snacks at subsidised prices. There is a wide variety of food to suit all tastes and requirements, with a selection from around the world available, reflecting the international nature of the School. Outside is a roof terrace for students to enjoy food and drink al fresco. From here you will have a good view across Houghton Street to the redevelopment of LSE's centre buildings and the creation of a new academic and social space, due for completion in 2019.

Go back to the lift/stairs and return to the ground floor. Turn right at the Old Theatre and follow the corridor until you see the entrance to the Student Services Centre on your right. Enter through the double doors.

4 STUDENT SERVICES CENTRE

The Centre brings together LSE's student support services, and the staff at the counter will be pleased to answer any basic questions you may have. Drop in sessions for more detailed queries on immigration, fees, financial support and admissions are held at various times during the week. You will also see pictures of the 18 LSE alumni or staff members who have been awarded Nobel prizes.

Leave the Student Services Centre through the door under the stairs, at the opposite end to where you entered. Continue forward and follow the blue floor signs to exit the building onto Portugal Street. Turn right, and continue until you reach the John Watkins Plaza and the LSE Library, on your right.





5 THE BRITISH LIBRARY OF POLITICAL AND ECONOMIC SCIENCE

The LSE Library, founded in 1896 as the British Library of Political and Economic Science, is the largest in the world devoted exclusively to the social sciences. The Library subscribes to over 50,000 e-journals as part of its electronic information provision and has over four million separate printed items, including over 33,000 past and present journal titles.

*On exiting the Library return to Portugal Street, bear left and cross the road so you are outside the George IV pub on Portsmouth Street. Continue along Portsmouth Street, past the LSE Students' Union shop and the Old Curiosity Shop. Turn right onto Lincoln's Inn Fields and continue until you arrive at 32 Lincoln's Inn Fields. **Please note internal access to this building is restricted to LSE staff and students only.***

6 32 LINCOLN'S INN FIELDS

The former Land Registry Building opened its doors as 32 Lincoln's Inn Fields in 2013. The building enjoys views over London's largest public square. It offers five floors of academic offices plus three lower floors of teaching and student activity areas, which can cater for up to 1,000 students.

Turn left onto Lincoln's Inn Fields and walk towards Sardinia Street. LSE's New Academic Building is across the road on your right.

7 NEW ACADEMIC BUILDING

The School's New Academic Building was purchased in 2004. Constructed in 1912, the building has undergone a radical transformation and now provides students with fantastic state-of-the-art facilities. It houses the School's departments of Management and Law. It boasts eight floors of teaching rooms, lecture theatres and offices, built around a soaring central atrium flooded with natural light.

Cross Sardinia Street and walk down Portsmouth Street. On your right you will see the Saw Swee Hock Student Centre, which you are welcome to explore.

8 SAW SWEE HOCK STUDENT CENTRE

Since opening in 2014, the Student Centre has been presented with a host of architecture awards, including the prestigious RIBA London Building of the Year Award 2014. The building is a student hub at the heart of LSE's campus and houses the LSE Students' Union and large venue space. Here, you will find a pub, a fitness centre, a multifaith prayer centre, as well as the LSE Residential Services Team, and the LSE Careers Service. The Student Centre is also home to the LSE Media Centre, which includes LSE's Pulse Radio, its weekly newspaper (*The Beaver*), its termly journal (*The Clare Market Review*) and LSE's very own TV station, LooSE TV.

On leaving the Student Centre, turn right and then right again, onto Portugal Street.





9 PEACOCK THEATRE

LSE utilises this 999-seat West End theatre for lectures, public talks, conferences and graduation ceremonies.

Turn around and walk back along Portugal Street, continuing until you reach St Clement's Lane (behind the Waterstones bookshop). Walk down St Clement's Lane then turn right onto Grange Court and then left down the steps to Clement's Inn. On your right hand side will be Towers One, Two and Three.

10 THE TOWERS

On the wall next to the entrance of Tower Three you will see a plaque marking the location of the headquarters of "The Women's Social and Political Union", also known as "The Suffragettes". Tower Three is home to the St Philips Medical Centre, providing NHS treatment to LSE students.

Continue along Clement's Inn and through the gate at the end, leading out onto the Strand. Turn right and follow the pavement round until you come to Clement House, on your right. Enter Clement House through the second set of doors.

11 CLEMENT HOUSE

Clement House was built in 1911, and acquired by LSE in the mid 1990's. On the ground floor is the Hong Kong Theatre, which is used for both academic and public lectures.

Exit Clement House and turn right on the Aldwych. Walk up to Houghton Street.

12 LSE GARRICK

On the corner of Houghton Street and the Aldwych is LSE Garrick. The ground floor of this café serves a variety of hot and cold drinks, sandwiches and snacks while the lower floor offers a main meal service. It makes an ideal place to rest at the end of your tour.



YOU HAVE NOW EXPLORED LSE!

Local area map



LSE campus map



All buildings have wheelchair access and lifts, except , 95A, KGS, KSW*, 5LF, 50L, POR* and SHF.

*KSW 20 Kingsway (Language Centre only), *POR 1 Portsmouth Street (Shop only).

KEEP IN TOUCH



 @StudyLSE



 facebook.com/lseps



 @londonchoolofeconomics



 lse.ac.uk/videoDiaries



 lse.ac.uk/studentBlogs



@lse.ac.uk/studyContactUs