



THE LONDON SCHOOL
OF ECONOMICS AND
POLITICAL SCIENCE ■



Graduate prospectus

FOR ENTRY IN 2018

Join the global debate

6,500+
GRADUATE STUDENTS



ACADEMICS
consulted by
THE MEDIA

140+
TAUGHT
MASTER'S
programmes



HIGH
QUALITY
research

CENTRAL
LONDON
LOCATION

£11.5m
in FINANCIAL SUPPORT
for GRADUATE STUDY



LONG HISTORY
of ACADEMIC
EXCELLENCE
(since 1895)

GRADUATE STUDENTS
from 150+
DIFFERENT COUNTRIES

We want to help you...

... make an informed choice about coming to LSE for your graduate studies

You can find out more about our programmes, student life at LSE and the application process in the following ways:

Visiting LSE

- monthly guided campus tours with presentation
- self-guided campus tour
- drop-in sessions with Student Marketing and Recruitment
- departmental events

Experience LSE from home

- videos about the academic experience, student life and the campus
- student blog
- virtual open day
- student stories

LSE visits you

- meet us at postgraduate fairs and public presentations around the UK
- meet us at education fairs, conventions, university visits, presentations, receptions and counselling sessions around the world

Term dates 2018/19

Michaelmas term

Thursday 27 September – Friday 14 December 2018

Lent term

Monday 7 January – Friday 29 March 2019

Summer term

Monday 29 April – Friday 14 June 2019

Published by: Academic Registrar's Division, LSE

Design: LSE Design Unit

Photography: Nigel Stead, LSE Photographer

Printer: Belmont Press

Acknowledgements: Thanks to all the students who gave permission for us to publish their photographs in this prospectus.

Please recycle this publication after use.



About the prospectus

This prospectus is for people interested in applying for graduate study at LSE. The first section provides a general introduction to the School, the campus, support services, fee and financial support information and tells you how to apply for admission. The next section contains information about our departments and institutes and overviews of our master's, research and graduate diploma programmes.

You must note that while care has been taken to ensure that the information contained in this prospectus was accurate at the time of it being printed, circumstances might have arisen since that time that have caused certain pieces of information to no longer be relevant. In some circumstances, the School may consider it necessary to subsequently change, suspend or withdraw a course or programme of study, or change the fees that apply to it. The School will neither be liable for information that after publication becomes inaccurate or irrelevant, nor for changing, suspending or withdrawing a course or programme of study due to circumstances outside of its control, which includes but is not limited to a lack of demand for a course or programme of study, industrial action, fire, flood or other environmental or physical damage to premises. You must also note that places are limited on some courses and/or subject to specific entry requirements. The School cannot therefore guarantee places on its courses. You should visit the School's Calendar (lse.ac.uk/calendar/pg), or contact the relevant academic department, for information on the availability and/or content of courses and programmes of study. Certain substantive changes will be listed on the "Updated graduate course and programme information page" at lse.ac.uk/cal/pg/updates.

Health and safety

LSE is generally a low risk environment. You can find information on our safety policy at lse.ac.uk/healthAndSafety, with details of the measures we take to ensure the health, safety and welfare of everyone involved with the School.

The Ethics Code

The whole LSE community, including all staff, students and governors of LSE, are expected to act in accordance with the following principles which are set out in the School's Ethics Code:

- responsibility and accountability
- integrity
- intellectual freedom
- equality of respect and opportunity
- collegiality
- sustainability

Please visit lse.ac.uk/ethics to view the full code or email ethics@lse.ac.uk for any general enquiries about the code.

Equity, diversity and inclusion

To uphold the School's commitment to equality of respect and opportunity, as set out in the Ethics Code, we will treat all people with dignity and respect, and ensure that no-one will be treated less favourably because of their role at the School, age, sex, disability, gender identity, race, religion or belief, sexual orientation, marriage and civil partnership, pregnancy and maternity and social and economic background.

Please see lse.ac.uk/equityDiversityInclusion for details of the School's work on enhancing its equality practices to reflect the requirements of the Equality Act 2010.

At LSE you will find peers from all over the world who engage with each other in serious dialogue between cultures, nations, races, ethnicities, religions, and personal backgrounds. We do this with mutual respect and open-mindedness, and by valuing the multicultural and diverse community we share. This approach is central to the preparation the School provides students for life and a career in the 21st century.

Welcome to LSE

LSE is a wonderful institution. As one of the world's leading universities for the study of social sciences, we attract extraordinarily talented students from over 150 countries. Our students are taught by academics at the forefront of developments in the social sciences whose expertise is called upon by governments, businesses and media around the globe.

Situated in the heart of London, the School is located in one of the most cosmopolitan and vibrant cities in the world. We are an international institution which thrives on diversity, and we hold strongly to values of open discussion, tolerance and mutual respect. The School also provides a unique forum for public debate with heads of state, top global officials, corporate leaders, Nobel laureates and social activists visiting every week as part of our Public Events programme.

LSE's graduates continue to be in great demand and our alumni can be found in senior positions around the world. I'm confident that your time at LSE will be both enjoyable and rewarding, providing you with the knowledge and experience that will prove hugely beneficial in your future academic, personal and professional careers. If you would enjoy the challenge and opportunities that we offer, then we look forward to welcoming you to the School.



Minouche Shafik
Director, LSE



Contents

- 5** About LSE
- 11** Study at LSE
- 15** Student life
- 18** The campus
- 24** Students' Union
- 26** Accommodation
- 32** Support during your studies
- 37** Your career
- 42** Fees and funding
- 46** Entry requirements
- 48** Applying to LSE
- 53** Meet, visit and discover LSE
- 55** Departments, institutes, centres and programmes
- 197** Executive programmes
- 205** Other LSE programmes of study
- 209** Index

London map
Inside back cover

Departments and institutes

Accounting **56**
 Anthropology **60**
 Economic History **66**
 Economics **72**
 European Institute **76**
 Finance **82**
 Gender **88**
 Geography and Environment **94**
 Government **102**
 Health Policy **110**
 International Development **114**
 International History **120**
 International Relations **126**
 Law **132**
 Management **136**
 Mathematics **144**
 Media and Communications **148**
 Methodology **156**
 Philosophy, Logic and Scientific Method **160**
 Psychological and Behavioural Science **166**
 Public Policy **172**
 Social Policy **176**
 Sociology **184**
 Statistics **192**

Taught programmes

Diploma programmes

Diploma in Accounting and Finance **58**

Double and joint master's programmes

LSE-Chicago Double Executive Master's Degree in Health Policy **200**
 LSE-Sciences Po Double Degree in Affaires Internationales and either International Relations or International Political Economy **130**

LSE-Sciences Po Double Degree in European Studies **81**
 MSc Double Degree in Global Media and Communications with Annenberg School, USC, UCT or Fudan University **155**
 MA Global Studies: A European Perspective **71**
 LSE-PKU Double MSc Degree in International Affairs **125**
 LSE-Columbia University Double Degree in International and World History **124**
 LSE-PKU Double Degree in Public Administration and Government **109**
 LSE-Sciences Po Double Degree in Urban Policy **101**

Executive programmes

Executive MSc Behavioural Science **198**
 Executive MSc Cities **198**
 MSc Finance (part-time) **199**
 Executive MSc Health Economics, Policy and Management **199**
 Executive MSc Health Economics, Outcomes and Management in Cardiovascular Sciences **200**
 LSE-Chicago Double Executive Master's Degree in Health Policy **200**
 MSc International Strategy and Diplomacy **201**
 Executive Master's in Law (LLM) **201**
 Executive Global Master's in Management **203**
 Executive Master of Public Administration **203**
 Executive MSc Social Business and Entrepreneurship **204**
 TRIUM Global Executive MBA **204**

Taught master's programmes

MSc Accounting and Finance **59**
 MSc Accounting, Organisations and Institutions **59**

MSc African Development **116**
 MSc Anthropology and Development **62**
 MSc Anthropology and Development Management **63**
 MSc Applicable Mathematics **146**
 MSc Applied Social Data Science **159**
 MSc China in Comparative Perspective **63**
 MSc City Design and Social Science **187**
 MSc Comparative Politics **104**
 MSc Conflict Studies **105**
 MSc Criminal Justice Policy **178**
 MSc Culture and Society **187**
 MSc Data Science **194**
 MSc Development Management **117**
 MSc Development Studies **117**
 MSc Econometrics and Mathematical Economics **74**
 MSc Economic History **69**
 MSc Economic History (Research) **69**
 MSc Economics **75**
 MSc Economics (two year programme) **75**
 MSc Economics and Management **139**
 MSc Economics and Philosophy **162**
 MSc Economy, Risk and Society **188**
 MSc Empires, Colonialism and Globalisation **122**
 MSc Environment and Development **97**
 MSc Environmental Economics and Climate Change **97**
 MSc Environmental Policy and Regulation **98**
 MSc EU Politics **79**
 MSc European Studies (Research) **78**
 MSc Finance (full-time) **84**
 MSc Finance and Economics **85**
 MSc Finance and Private Equity **87**

- MSc Financial Mathematics **147**
- MSc Gender **91**
- MSc Gender (Research) **91**
- MSc Gender (Sexuality) **91**
- MSc Gender, Development and Globalisation **92**
- MSc Gender, Media and Culture **92**
- MSc Gender, Policy and Inequalities **93**
- MSc Global Europe: Culture and Conflict **79**
- MSc Global Health **112**
- MSc Global Politics **105**
- MSc Global Population Health **180**
- Global Master's in Management **139**
- MSc Health and International Development **118**
- MSc Health Policy, Planning and Financing **112**
- MSc History of International Relations **123**
- MSc Human Geography and Urban Studies (Research) **98**
- MSc Human Resources and Organisations **140**
- MSc Human Rights **188**
- MSc Inequalities and Social Science **189**
- MSc International Development and Humanitarian Emergencies **119**
- MSc International Health Policy **113**
- MSc International Health Policy (Health Economics) **113**
- MSc International Migration and Public Policy **80**
- MSc International Political Economy **128**
- MSc International Political Economy (Research) **128**
- MSc International Relations **129**
- MSc International Relations (Research) **129**
- MSc International Relations Theory **129**
- MSc International Social and Public Policy **181**
- MSc International Social and Public Policy (Development) **181**
- MSc International Social and Public Policy (Non-Governmental Organisations) **181**
- MSc International Social and Public Policy (Migration) **181**
- LLM **134**
- MSc Law and Accounting **135**
- MSc Local Economic Development **99**
- Master's in Management **140**
- MSc Management of Information Systems and Digital Innovation (MISDI) **141**
- MSc Management and Strategy **141**
- MSc Marketing **142**
- MSc Media and Communications **151**
- MSc Media and Communications (Data and Society) **152**
- MSc Media and Communications (Research) **151**
- MSc Media and Communication (Media and Communication Governance) **152**
- MSc Media, Communication and Development **153**
- MSc Operations Research & Analytics **147**
- MSc Organisational and Social Psychology **168**
- MSc Philosophy and Public Policy **163**
- MSc Philosophy of Science **164**
- MSc Philosophy of the Social Sciences **164**
- MSc Political Economy of Europe **80**
- MSc Political Economy of Late Development **70**
- MSc Political Science and Political Economy **106**
- MSc Political Sociology **189**
- MSc Political Theory **106**
- MSc Politics and Communication **154**
- MSc Psychology of Economic Life **169**
- MPA Programme **175**
- MSc Public Policy and Administration **107**
- MSc Quantitative Economic History **71**
- MSc Quantitative Methods for Risk Management **195**
- MSc Real Estate Economics and Finance **99**
- MSc Regional and Urban Planning Studies **100**
- MSc Regulation **107**
- MSc Risk and Finance **87**
- MSc Social Anthropology **64**
- MSc Social Anthropology (Learning and Cognition) **64**
- MSc Social Anthropology (Religion in the Contemporary World) **65**
- MSc Social and Cultural Psychology **169**
- MSc Social Innovation and Entrepreneurship **142**
- MSc Social Policy (Research) **182**
- MSc Social and Public Communication **171**
- MSc Social Research Methods **159**
- MSc Sociology **191**
- MSc Statistics **195**
- MSc Statistics (Research) **195**
- MSc Statistics (Financial Statistics) **196**
- MSc Statistics (Financial Statistics) (Research) **196**
- MSc Statistics (Social Statistics) **196**
- MSc Statistics (Social Statistics) (Research) **196**
- MSc Strategic Communications **154**
- MSc Theory and History of International Relations **123**
- MSc Urbanisation and Development **100**
- MSc Women, Peace and Security **93**



About LSE

LSE offers a unique opportunity to study the social sciences in a university with a worldwide academic reputation, while enjoying the cultural, social and recreational facilities of one of the world's greatest capital cities.

THE WORLD'S LEADING DEDICATED SOCIAL SCIENCE INSTITUTION

LSE is the only university in the UK specialising in the study of the social sciences. The School offers over 140 taught graduate programmes in a wide range of social science subjects taught within academic departments and interdisciplinary institutes, from Human Rights and Gender to Statistics, Law and Management.

LSE's academic departments achieve outstanding results in the HEFCE/QAA teaching quality assessments/subject review exercises; and a range of independent and authoritative assessments have judged the School to be among the world's leading institutions for the study of the social sciences.

Our research informs and constantly invigorates our teaching. Graduate students play an important role in the School's contribution to scholarship, through the research they undertake during their studies.

To understand the causes of things – *rerum cognoscere causas*

LSE was founded in 1895 by members of the Fabian Society, with the aim of understanding the causes of things for the "betterment of society." This ideal is still at the heart of LSE, and we seek to make our research and teaching practical and relevant to the real world.

At LSE, an individual student's opinion matters. We're looking for students who can study independently and who demonstrate rigorous intellectual skills.

Join the global debate at LSE

LSE is a place where ideas are developed, analysed, evaluated and disseminated across the world. LSE encourages active academic debate on current social, economic and political concerns, and there is an easy interchange of ideas between the School and the world outside.

Each year many influential outside speakers come to the School (politicians, business leaders, industrialists) as well as leading academics from all around the world who visit to participate in teaching, to give public lectures and to pursue their own research.

£11.5 million in financial support for graduate study

LSE offers over £11.5 million in funding each year to its graduate students in the form of scholarships and studentships. As well as School funds, research councils, external organisations and governments around the world offer funding opportunities.

Our academics are experts in their fields

Many past and present members of staff act as expert advisers to political parties, the Civil Service and policy pressure groups. For instance, Professor David

Metcalf is director of Labour Market Enforcement, Emeritus Professor Lord Layard, founder of the Centre for Economic Performance, is a prominent expert on happiness and well-being and Dr Arjan Gjonca recently chaired the Commission for Reform on Higher Education in Albania.

The media often turns to LSE's academic staff for their response to topical issues or events. Professor Nicholas Stern (climate change), Professor Sonia Livingstone (child safety and new media), Professor Conor Gearty (human rights), Professor Tim Newburn (crime), Professor Anne Power (housing policy), Professor Tony Travers (London and local government) and Professor Fawaz Gerges (Middle Eastern politics) will all be familiar names to the average news addict.

2014 REF rankings

This table ranks universities by institutional GPA. LSE is the institution with the greatest percentage of 4* research attributed to the academics submitted to the REF.

Rank	Institution	Total FTEs submitted	GPA	%4* for the institution	%4* or 3* for the institution
1	Imperial College London	1,256.9	3.36	46%	100%
2	The London School of Economics and Political Science	532.2	3.35	50%	87%
3	University of Oxford	2,409.3	3.34	48%	87%
4	University of Cambridge	2,087.6	3.33	47%	87%
5	Cardiff University	737.7	3.27	40%	87%

KEY: FTEs – full-time equivalents • GPA – Grade Point Average, taking into account the relative size of Unit of Assessment submissions within an institution • 4* – world-leading in terms of originality, significance and rigour • 3* – internationally excellent in terms of originality, significance and rigour

Research quality

The Research Excellence Framework (REF) (formerly the Research Assessment Exercise – RAE) is a UK-wide assessment of research excellence at universities, undertaken by the Higher Education Funding Council every five to seven years. The most recent REF took place in 2013 and the results (released in December 2014) confirmed LSE's position as a world-leading research university, with the School topping or coming close to the top of a number of rankings of research excellence.

Individual subject areas at LSE also head national tables of excellence. LSE's Department of Media and Communications, European Institute and the combined entry of Management, Accounting and Finance all come top in the UK, based on a grade point average.

6,500+
**GRADUATE
STUDENTS**
(54% of student body)

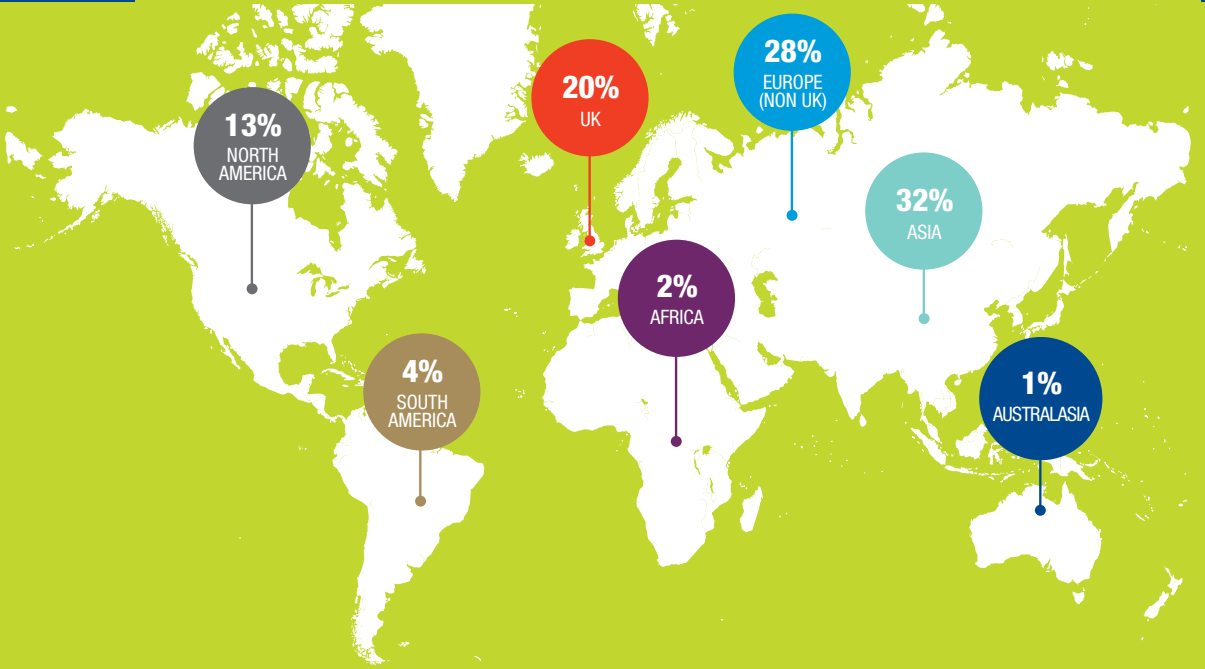
**GRADUATE
STUDENTS**
FROM **150+**
different countries

10,200+
FULL-TIME STUDENTS

1,400+
PART-TIME STUDENTS

STAFF FROM
110
different countries

Graduate students by domicile



Heart of London

The School's location in central London is fundamental to its identity. LSE looks out over the London skyline, rather than green fields. It is stimulating, cosmopolitan and very much part of the real world.

LIFE IN LONDON

lse.ac.uk/lifeInLondonVideo





Is LSE for YOU?

LSE offers you the opportunity to study different ways of understanding human society together with people from all parts of the world, with differing experiences, view and beliefs, in an atmosphere that encourages you to question ideas and to seek solutions to problems.

If you enjoy being challenged – intellectually, socially, and personally – and are interested in living in a lively capital city, **then LSE is for you.**

LSE research highlights

MAKING NEW DRUGS SAFER AND FASTER TO DEVELOP

Associate Professor Wicher

Bergsma helped GlaxoSmithKline develop a better way to analyse vaccine trials.

AN ECONOMIC SOLUTION TO CLIMATE CHANGE THAT COULD SAVE TRILLIONS

Research by **Professors Simon Dietz** and **Samuel Fankhauser** helped governments worldwide put a price on carbon that could curb harmful emissions and save \$1 trillion annually.

EXPOSING THE IMPACT OF COUNTER-TERRORISM ON CIVIL SOCIETIES AND AID

LSE research has drawn global attention to the tightening links between counter-terrorism, international development aid and civil society.

ACCOUNTING FOR NATURE AS A VALUABLE ASSET

Professor Giles Atkinson and **Associate Professor Nancy Holman** demonstrated how to value “natural capital” alongside economic assets to help ensure a sustainable future for our planet.

BUILDING AN INCLUSIVE INFORMATION SOCIETY

Associate Professor Ellen Helsper

helped address digital exclusion and socio-economic disadvantages in the UK and Europe.

NURTURING BETTER GOVERNANCE IN STATES MOVING TOWARDS DEMOCRACY

Professors James Hughes and **John Sidel** helped to identify and address key challenges in the democratic reform of governance systems and cultures.

Study at LSE

LSE offers a range of graduate study options, from a diploma to taught master's and research programmes. Many of our programmes can also be studied part-time, and our executive programmes are designed with working professionals in mind. There are a number of opportunities to link your LSE degree with graduate studies at another institution around the world. We also welcome visiting research students from other institutions for short periods.

Diploma

LSE offers a Diploma in Accounting and Finance. A diploma can be used as a conversion or refresher course, if your previous qualification or its subject content doesn't allow you to enter directly onto a master's programme. It's also a qualification in its own right, which allows you to extend the range and depth of your undergraduate studies.

Taught master's programmes

Over 140 taught master's programmes are available at LSE, across a wide range of subjects. The majority of these programmes span a full calendar year (September to September), though a few are nine or ten months long (finishing in July or August), and a few others span two years. Certain programmes (notably in the Departments of Economics, Finance and Management) also hold compulsory introductory courses before main teaching begins in September. For a number of our taught master's programmes you are not required to have studied the subject at undergraduate level, meaning you can use the programme as a conversion course to gain knowledge in another field. Other programmes require previous study of the subject and enable you to extend your analytical and critical capabilities in this area.

The United Kingdom is a signatory to the Bologna Declaration, and LSE has been monitoring developments in the Bologna Process closely, and has introduced the Diploma Supplements (enhanced transcripts) which form

part of it. Some of the School's master's programmes are nine or ten months in duration. If you wish to proceed from these programmes to higher study in EHEA countries other than the UK, you should be aware that their recognition for such purposes is not guaranteed, due to the way in which ECTS credits are calculated.

lse.ac.uk/bolognaProcess

Teaching and assessment

The majority of taught master's programmes include:

- taught courses which usually include substantial independent study, lectures, and seminars each week, as well as other group activities. These may be examined through formal written examinations, essays and other assignments
- a piece of independent research culminating in a dissertation

The number of contact hours you have as a student varies from programme to programme. You will be expected to manage the majority of your study time yourself, and should expect to spend a significant amount of time reading, note-taking, thinking and undertaking research. Find out about the support available during your studies on page 32. For more information on teaching and assessment for a particular programme of study please view the programme pages on the website.

Teaching is usually spread over the Michaelmas and Lent terms, with the Summer term generally reserved for exams or other assessment, and/or the writing of a dissertation

lse.ac.uk/grad/teaching

Part-time study

Many of our master's programmes are available to study part-time. Usually you would take half the programme in one year and half in the following year. Lectures and classes take place during the day, at the same time as for full-time students. Executive programmes are designed for people who would like to continue working during their studies, and teaching takes place in the evenings or in intensive sessions spread across the academic year. For more information see page 197.

Please note that you will not be eligible to apply for a UK Tier 4 (General) visa if you will be studying part-time, but other options may be available.

Other master's study opportunities

In addition to our traditional taught master's programmes, there are a number of other study opportunities, including:

- Double and joint master's programmes (see individual department and institute sections)
- Executive master's programmes (see page 197)
- MPA and dual MPA programmes (see page 175)
- LSE master's/HEC MBA scheme, and LSE master's/Master of International Studies at George Washington University
- Linking your master's degree with study abroad (see individual Department and Institute sections)

lse.ac.uk/grad/studyAbroad

Research programmes

LSE offers a number of research programmes, which normally start in late September each year. With the permission of your department, and depending on the availability of taught courses you may have to take, you may be able to start in January (Lent term) or exceptionally in April (Summer term).

A PhD offers the chance to undertake a substantial piece of supervised work that is worthy of publication and which makes an original contribution to knowledge in a particular field. At LSE, you will pursue either an MRes/PhD, which starts with master's level study in your chosen area, including methodology training, or an MPhil/PhD, which follows on from previous master's level study, but may still include some taught elements.

We welcome applications that complement academic interests of members of staff at the School, and we recommend that you investigate staff research interests before applying.

lse.ac.uk/experts

MRes/PhD programmes

You register first for the MRes, which lasts one or two years full-time, depending on your programme. In order to progress to the PhD part of the programme, you must satisfy the progression requirements for your department. Registration at PhD level is usually a maximum of four years full-time, meaning the total duration of the MRes/PhD is five or six years.

MPhil/PhD programmes

You register for the MPhil initially. Your work will then be assessed (usually between 12 and 18 months from your start date), to confirm if you have progressed satisfactorily, and if so, you will be retroactively

upgraded to PhD status. Requirements for progress reviews are set within each department. The total duration of study is a maximum of four years full-time.

Teaching and assessment

Before you begin your programme, you will be assigned a lead supervisor (and a second supervisor/adviser) who is a specialist in your chosen research field, though not necessarily in your topic. Lead supervisors guide you through your studies.

During your first year you will attend and contribute to departmental research seminars, workshops and research training courses, and you will often take some courses in the second and third years as well. These are designed to strengthen your methodological skills, language skills or background knowledge of specific topics related to your research. By the end of your first year you will be required to present a more detailed project proposal which should demonstrate the coherence and feasibility of the proposed research and thesis. You are expected to manage your own research with guidance from your supervisor.

Your final award will be determined by either a traditional thesis or, for some programmes, a thesis containing a series of publishable papers, an introduction, critical discussion and conclusion. A viva oral examination forms part of the final assessment for all students.

lse.ac.uk/grad/teaching

Part-time study

If you would like to complete one of our research programmes part-time, you must discuss with us the nature and hours of your employment. Please note that you will not be eligible to apply for a UK Tier 4 (General)

visa if you will be studying part-time, but other options may be available.

Study abroad opportunities

You may apply to link your LSE research degree with a short period of study (typically for two to three months) at another institution during the PhD part of your study. These study abroad arrangements exist on both a School-wide basis and within specific academic departments. Bursaries are available to visit specific institutions across the globe. This is dependent on the UK's continued participation in Erasmus.

lse.ac.uk/academicPartnerships

lse.ac.uk/erasmus

Visiting students and staff

Research students at other universities can spend up to one academic year at LSE as a Visiting Research Student (VRS). You apply as for our other graduate programmes. You will be assigned a supervisor and you can take up to four full-unit taught courses. Examinations are optional, and grades do not contribute towards a degree or diploma, but you can receive a full transcript of studies at the end of your period of study.

You can also seek registration as a VRS to take graduate level courses without the commitment of registering for a degree programme. See our website for more details on VRS opportunities.

Visiting Fellow Scheme

Visiting Fellow status is given to individuals from outside the School associated with School departments, institutes or centres, and recognises their contribution to research and other department, institute or centre activities. Enquiries should be made to the relevant department or institute in the first instance.

Academic integrity

LSE seeks to maintain the standard and quality of its teaching by using a range of different systems and measures, both external and internal, to decide upon proposals for new programmes and courses or amendments to existing ones.

This activity is conducted through several School committees, all of which have student members. In addition, each department has a staff/student committee, which is in turn represented on a School-wide graduate students forum

lse.ac.uk/tqaro

Student Charter

The LSE/LSESU Student Charter was written by students and staff at LSE as a way of welcoming you to the School. It tells you more about the distinctive

community you have joined and sets out what you can expect of LSE and what LSE expects of you as you progress through your education with us.

Programme regulations

Detailed programme regulations, including individual course guides and other information relating to the administration of our degrees are published in the School's Calendar at the start of each academic year. Proposed changes for future years are also published as they become available.

The Calendar also contains a Code of Good Practice for Graduate Programmes which describes the obligations that staff and students have to each other in the organisation and maintenance of the process of teaching and learning.

lse.ac.uk/calendar



WHY STUDY AT LSE
lse.ac.uk/whyLSEVideo



LSE STUDENT VIDEO DIARIES
lse.ac.uk/VideoDiaries



Student life

Studying at LSE, you'll be in the centre of London and ideally placed to make the most of all that London has to offer.



MUSEUMS, GALLERIES AND EXHIBITIONS

on your doorstep, and many are **FREE**

STUDENT DISCOUNTS
in **SHOPS, CINEMAS**
and on **TRAVEL**



A **VIBRANT** **NIGHTLIFE** AND **MUSIC SCENE**

OPPORTUNITIES
for **PART-TIME WORK**
during your studies

PUBLIC LECTURES
SOCIAL EVENTS, CLUBS
and **SOCIETIES** on campus



ENJOY
THEATRE,
DANCE AND FILM
in London's West End


Access to **FINANCIAL** and
BUSINESS DISTRICTS and
other potential employers



RIVER
THAMES
is right next door, with
ROYAL PARKS nearby

lse.ac.uk/studentLife

Your London campus



QUEEN ELIZABETH OLYMPIC PARK

TOWER BRIDGE

TOWER OF LONDON

BOROUGH MARKET

GLOBE THEATRE

TATE MODERN

CITY OF LONDON

ST PAUL'S CATHEDRAL

BARBICAN CENTRE

TEMPLE TUBE STATION

ROYAL COURTS OF JUSTICE

LSE CAMPUS

TO OXFORD STREET

HOLBORN TUBE STATION

TO BRITISH MUSEUM

Many eminent speakers have visited the School recently

Everyone is welcome to attend LSE's Public Events Programme, where some of the most influential figures in the social sciences can be heard.



SOUTHBANK CENTRE

SOMERSET HOUSE

TO TRAFALGAR SQUARE

TO COVENT GARDEN

TO ROYAL OPERA HOUSE

© GETTY IMAGES



SADIQ KHAN Mayor of London



RUTH DAVIDSON Leader of the Scottish Conservative Party



VIVIENNE WESTWOOD fashion designer and businesswoman



JIM YONG KIM President of the World Bank



JUAN MANUEL SANTOS CALDERÓN President of Colombia



ELIF SHAFAK author, columnist, speaker and academic

 @lsepublicevents

 facebook.com/lseps

lse.ac.uk/events

The campus

LSE is based on one campus in the centre of London. Despite the busy feel of the surrounding area, many of the streets around campus are pedestrianised, creating a strong sense of community.

We are always striving to improve the campus environment for our students. In the coming years, two new building projects will be taking place, and existing facilities are being enhanced to ensure a more accessible campus environment. While an exciting time to be an LSE student, the project may also cause some disruption in the Houghton Street area, although this disruption will be kept to an absolute minimum for everyone.

Sardinia House Dental Practice

offers discounted private dental services to LSE students.

Five minute's walk away, the **Nursery** offers places for 63 children of students and staff of the School between the ages of three months and five years.

The Faith Centre is home to LSE's diverse religious activities, transformational interfaith leadership programmes and a space for prayer, worship and reflection for all students and staff.

Marshall Building, 2016-21

Academic departments and institutes | Teaching and learning spaces | Sports and arts centre | Café

7 restaurants and cafés

2 student pubs

LSE LIFE is the School's academic, personal and professional development centre for undergraduate and taught master's students. See more on page 33.

Student Marketing and Recruitment

provides advice and information to prospective students.

St Philips Medical Centre

provides NHS Primary Care services to registered patients.

Centre Buildings, 2015-19 Teaching and learning spaces | Café and public square | Academic departments and institutes.



LSE redevelopment sites

No access

Sports facilities

GYM

EXERCISE STUDIO

TENNIS, NETBALL (Lincoln's Inn Fields)

EXERCISE CLASSES

ATHLETICS UNION

BADMINTON COURT

25 ACRE TRAINING GROUNDS
in Surrey

CAMPUS TOUR

lse.ac.uk/campusTourVideo





Redeveloping our Centre Buildings

A bold and beautiful piece of architectural design, the redevelopment of our Centre Buildings, scheduled for completion in 2019, will significantly enhance LSE's teaching, research and support facilities on Houghton Street.

LSE Library

4m+
PRINTED ITEMS

60,000
ebooks

100,000+
ejournals

**ACCESS TO ELECTRONIC
DATABASES + DATASETS**

2,000+ seats

500+
NETWORKED PCs

120 iRoam
MacBooks

**GROUP AND SILENT
STUDY ZONES**

Founded in 1896, the British Library of Political and Economic Science is the major international library of the social sciences. The Library offers long opening hours, excellent resources and a superb study environment for students. Library staff also provide online tutorials, and training sessions on finding and using various resources. Academic Support Librarians for each academic department are available and can provide individual subject support. LSE students also have access to a number of other academic libraries in Greater London and nationwide.

lse.ac.uk/library



IT at LSE

24hr
PHONE SUPPORT

EMAIL, ONLINE, and
IN-PERSON SUPPORT

PRACTICAL
WORKSHOPS

ONLINE TRAINING
and GUIDANCE

IT facilities:

1,000 networked PCs on campus with common desktop applications, and specialist software (geographical and mapping software, and quantitative analysis software).

- specialist facilities, support and assistive technology available for disabled students

- connect your own computer to the LSE environment and access services and resources off and on campus
- virtual learning environment, offering a range of resources online
- lecture capture

lse.ac.uk/imt



Language Centre

The Language Centre specialises in offering language courses targeted to the needs of students and practitioners in the social sciences. Lecturers relate their own expertise in one or more of LSE's subject specialisms to the teaching of languages for specific purposes.

We offer pre-course English for Academic Purposes programmes that can be a way to fulfil the language requirements of a conditional offer to study at LSE.

In addition, you can benefit from:

- English language support during your studies
- modern foreign language courses in 11 languages
- proofreading, translation and document authentication
- language learning support

lse.ac.uk/language



Students' Union

LSE Students' Union (LSESU) is an independent and democratic organisation run by students, for students, on a not-for-profit basis.



**WEEKLY
NEWSPAPER
and termly journal**



**INEXPENSIVE
BARS AND CAFÉS**
with profits invested into
student activities



**RADIO STATION,
TV SHOW
AND STUDENT FILM GROUP**

FREE academic, personal
and financial advice



**CHARITABLE
FUNDRAISING
OPPORTUNITIES**

Active LifeStyle programme

**Employability and Development
training programme**


200+ SOCIETIES

**50 SPORTS CLUBS,
AND SPORTS
AMBASSADORS**



LSESU exists to
amplify your voice
and help you make
the most of your time
at LSE by supporting
hundreds of student
activities, campaigns
and events across the
academic year.

**GYM, EXERCISE STUDIO,
TRAINING GROUNDS AND CLASSES**



Located in the Saw Swee Hock Student Centre at the heart of campus, LSEU is open to all students and offers many opportunities to get involved in student life; whether through a society or club; or through standing for Student Executive positions, voting, or participating in the Union's campaigning work.

lseu.com

SAW SWEE HOCK
STUDENT CENTRE

lse.ac.uk/sawSweeHockVideo



Accommodation

LSE and University of London halls of residence

LSE offers a variety of styles of accommodation with a mix of students, British and international, men and women. Some halls provide a mix of undergraduate and graduate students, while others are graduate only. Each residence has an elected student committee that organises regular events, such as film evenings, quizzes and term parties.

The University of London also has intercollegiate halls which accommodate students from LSE and other University of London institutions.

All LSE and intercollegiate halls have central heating, common rooms and launderettes. A number of LSE halls and all intercollegiate halls provide some meals, with

kosher, halal and vegetarian options, while others are self-catered, providing well-equipped kitchens for you to prepare your own food.

Rates and contract lengths quoted are for 2017/18, are subject to change, and should be used as a guide only. Please check closer to the time of 2018 entry for updated rates and contract lengths.

Private accommodation

Both the LSE Residential Services Office and the University of London Housing Service offer a comprehensive support service to students seeking housing in the private sector, including access to property listings, the ability to contact other LSE students looking for housing, and updates on private housing news.

lse.ac.uk/accommodation



There are ten LSE halls of residence for graduate students:

Rates and contract lengths quoted are for 2017/18

BANKSIDE HOUSE

598 places

£211.75 – £233.80/week single room

£130.90 – £145.25/week shared room

Mainly single rooms, many with private bathroom facilities, on the South Bank, next door to the Tate Modern gallery.



MEALS PROVIDED

WALK TO LSE
25 MINS

CONTRACT LENGTH
38 WEEKS

BUTLER'S WHARF

280 places

£144.90 – £205.10/week single room

£94.50 – £113.75/week shared room

£212.10/week double room

Located on the south side of the river Thames, this hall accommodates graduate students only in self-contained flats mainly shared by six people.

GRADUATE STUDENTS ONLY



SELF CATERING

WALK TO LSE
40 MINS

CONTRACT LENGTH
50 WEEKS

GROSVENOR HOUSE

227 places

£287.70 – £321.65/week single studio

£183.40/week shared studio

£350.70 – £394.45/week double studio

£550.20/week one-bed flat

Located right next to LSE and Covent Garden, this hall accommodates graduate students only in single and twin studios and one-bed flats.

GRADUATE STUDENTS ONLY



SELF CATERING

WALK TO LSE
5 MINS

CONTRACT LENGTH
38 WEEKS

HIGH HOLBORN

407 places

£231 – £285.95/week single room

£139.30 – £153.30/week shared room

Just a short walk from the School, in the heart of London's Theatreland, this hall accommodates both graduates and undergraduates, mostly in single rooms.



SELF CATERING

WALK TO LSE
10 MINS

CONTRACT LENGTH
38 WEEKS

LILIAN KNOWLES HOUSE

365 places

£152.72 – £237.88/week single room

£259.93/week one bed flat

Located near Liverpool Street Station and Spitalfields Market, this hall accommodates graduates only in single rooms within shared flats, single studios, and one-bedroom flats.

GRADUATE STUDENTS ONLY



SELF CATERING

WALK TO LSE
30 MINS

CONTRACT LENGTH
38/50 WEEKS

NORTHUMBERLAND HOUSE

340 places

£261.45/week single room

£141.75/week shared room

£283.50/week double room

Offering single and shared rooms with private bathrooms, Northumberland House is situated just off Trafalgar Square in the centre of London.



SELF CATERING

WALK TO LSE
15 MINS

CONTRACT LENGTH
38 WEEKS

ROSEBERY HALL

140 places

£204.40 – £211.40/week single room

£147.35/week shared room

£251.30/week double room

Rosebery offers single, twin and double rooms close to Sadler's Wells Theatre in Islington. Graduate students are housed in the Myddleton Wing.



MEALS PROVIDED

WALK TO LSE
25 MINS

CONTRACT LENGTH
38 WEEKS

SIDNEY WEBB HOUSE

454 places

£173.95 – £191.45/week single room

£213.85 – £228.90/week double room

Located near Borough Market and the South Bank area, this hall accommodates graduates mostly in single rooms, as part of shared flats.

GRADUATE STUDENTS ONLY



SELF CATERING

WALK TO LSE
35 MINS

CONTRACT LENGTH
40 WEEKS

URBANEST KING'S CROSS

346 places

£212.75 – £336.53/week single room

This hall offers studios, single ensuite and single rooms in shared flats. Students from various universities are accommodated with LSE students in a dedicated wing.



**SELF
CATERING**

**WALK
TO LSE
40+ MINS**

**CONTRACT
LENGTH
50 WEEKS**

URBANEST WESTMINSTER BRIDGE

480 places

£230.49 – £367.43/week single room

£188.57 – £196.02/week shared room

This hall mostly offers clustered flats, which contain a mixture of single, single en-suite, and shared twin rooms. There are also a number of self-contained studios.



**SELF
CATERING**

**WALK
TO LSE
25 MINS**

**CONTRACT
LENGTH
38/50 WEEKS**

There are six intercollegiate halls of residence for graduate students:

Rates and contract lengths quoted are for 2017/18

COLLEGE HALL

37 places

£214.90 – £248.15/week single room

£287.35/week double room

Offering single and double ensuite rooms. College Hall is predominantly undergraduate and is centrally located near to Euston and King's Cross stations.



**MEALS
PROVIDED**

**WALK
TO LSE
20 MINS**

**CONTRACT
LENGTH
40 WEEKS**

CONNAUGHT HALL

33 places

£172.90 – £243.95/week single room

Offering single rooms, Connaught is a predominantly undergraduate hall and is centrally located near to Euston and King's Cross stations.



**MEALS
PROVIDED**

**WALK
TO LSE
20 MINS**

**CONTRACT
LENGTH
40 WEEKS**

THE GARDEN HALLS

147 places

£195.65 – £266.84/week single room

£212.45 – £215.25/week townhouse room

Newly refurbished and based in Bloomsbury, Garden Halls accommodates undergraduate and graduate students. Catered and self-catered options are available.



**CATERING
VARIES**

**WALK
TO LSE
25 MINS**

**CONTRACT
LENGTH
40 WEEKS**

INTERNATIONAL HALL

86 places

£202.65 – £246.05/week single room

£263.55/week double studio

Offering mostly single rooms, International Hall has a mix of undergraduate and graduate residents. It is centrally located near to Russell Square, King's Cross and Holborn stations.



**MEALS
PROVIDED**

**WALK
TO LSE
20 MINS**

**CONTRACT
LENGTH
40 WEEKS**

LILLIAN PENSON HALL

44 places

£204.40 – £206.50/week single room/flat

£229.25 – £246.05/week double room

Situated close to Paddington and Lancaster Gate stations, this hall accommodates undergraduate and graduate students in single and double ensembles, studios and flats.



**MEALS
PROVIDED**

**WALK
TO LSE
25+ MINS**

**CONTRACT
LENGTH
40 WEEKS**

NUTFORD HOUSE

30 places

£155.05 – £195.30/week single room

£137.20/week shared room

Offering mainly single rooms, Nutford House is a predominantly undergraduate hall and is centrally located near to Edgware Road and Marble Arch tube stations.



**MEALS
PROVIDED**

**WALK
TO LSE
40 MINS**

**CONTRACT
LENGTH
40 WEEKS**



CHECK OUT **360° TOURS**
OF OUR HALLS OF
RESIDENCE ONLINE
lse.ac.uk/accommodation/residentialHalls

USEFUL
CONTACTS:

lstudentpad.co.uk
halls.london.ac.uk
housing.london.ac.uk

Support during your studies

As an LSE student, we encourage you to make full use of all of the support services and facilities available to ensure you have the best possible experience during your time at the School. As well as the services detailed below, please also visit the Campus, Students' Union, Careers and Accommodation sections of the prospectus for details of the support, services and facilities they offer.

Student Counselling Service

The LSE Student Counselling Service, part of the School's wider Student Wellbeing Service, is free of charge for all current students at LSE. It aims to enable students to cope more effectively with any personal or study difficulties that may be affecting them while at LSE. Sessions can be booked in advanced with our professionally qualified and experienced counsellors, and there is also a daily drop-in service.

lse.ac.uk/counselling

LSE Students' Union Advice Service

The Students' Union Advice Service offers all LSE students free, independent and confidential advice on housing and academic matters. They also administer hardship and childcare funds.

llesu.com/advice

Disability and Wellbeing Service

LSE is committed to enabling all students to achieve their full potential in an environment characterised by dignity and mutual respect and aims to ensure that all individuals are treated equitably. The School's Disability and Wellbeing Service (DWS) provides a free, confidential service to all LSE students and

is a first point of contact for all disabled students, prospective and current. Specialist advisers are available to see students on a one-off or ongoing basis and cover a range of conditions.

Prospective students are encouraged to make early contact with the DWS and, where possible, to make a preliminary visit to the School. UK students may be eligible for a Disabled Students' Allowance (DSA) to fund disability-related costs of study.

lse.ac.uk/disability

direct.gov.uk/studentFinance

Adviser to Women Students

A member of the academic staff acts as the Adviser to Women Students. She is available to discuss any issues of concern to female students in the School, including sexual harassment, and to offer advice and support to female students with personal problems.

Academic guidance

You will have an academic adviser who can advise and help you on any academic, administrative or personal issues that may arise during your time at LSE.

lse.ac.uk/academicSupport



So far, I've attended three of the LSE LIFE core courses and I would like to say that I think these should be mandatory for all LSE students. I thought I took good notes before, but the tips you provide are very helpful to focus during reading/lectures.

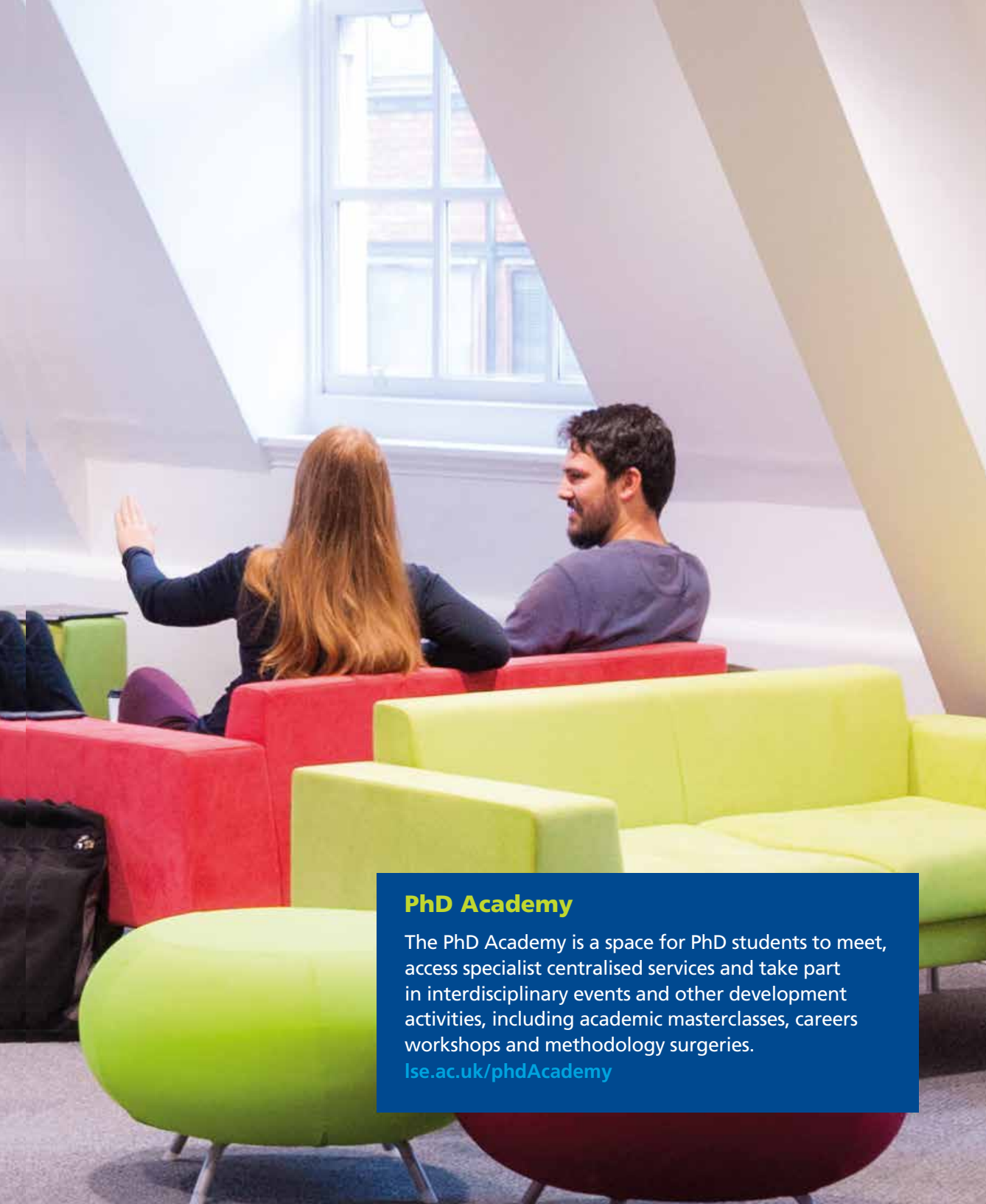


LSE LIFE is the School's academic, professional and personal development centre for undergraduate and taught master's students, located on the ground floor of the Library. Bringing together different parts of the School, such as LSE Careers, LSE Library and the Language Centre, we offer one-to-one appointments, workshops and large group learning events throughout the year, and provide a space for students to meet peers from other programmes and departments.

We offer guidance and hands-on practice of the key skills you'll need to do well at LSE, such as effective reading, academic writing, numerical literacy and critical thinking. We also organise workshops on a range of topics including: preparing for the working world; transitioning to (or back to) university life; study/work/life balance; academic pursuits; and pathways into professional life. We look forward to welcoming you to LSE LIFE.

lse.ac.uk/lseLife





PhD Academy

The PhD Academy is a space for PhD students to meet, access specialist centralised services and take part in interdisciplinary events and other development activities, including academic masterclasses, careers workshops and methodology surgeries.

lse.ac.uk/phdAcademy



Your career

An LSE education is valued by employers because of the intellectual rigour of our programmes, the breadth of the student experience and the global focus of the School. A degree from LSE is widely recognised internationally and our graduates go on to great things in a variety of sectors around the world. According to the Destinations of Leavers of Higher Education survey (2014/15), the median starting salary for LSE graduates working full-time in the UK six months after graduation is £30,000.

Careers and employability

We are committed to the personal and professional development of every LSE student and want to help ensure you can build and maintain a fulfilling career. LSE Careers offer a range of events, services, information and advice online and in-person to achieve this:

- careers seminars (cv writing, interviews and more)
- employer presentations
- sector-specific careers fairs
- jobs board (part-time, full-time, voluntary, internship, graduate, and experienced hire positions)
- one-to-one career discussions and practice interviews
- dedicated PhD careers consultant and PhD seminars
- entrepreneurship support
- careers support for up to five years after your programme ends

lse.ac.uk/careers

Where do our graduates go?

Popular careers chosen by LSE graduates include: NGOs and development, consultancy, research and education, finance, journalism, publishing, and the public sector and governance.

Top five employment sectors for LSE graduates after six months

15.3%
POLITICS AND GOVERNMENT

14.6%
BANKING AND FINANCE

13.8%
**EDUCATION, TEACHING
AND RESEARCH**

10.1% **CONSULTANCY**

8.3%
**NGOS, CHARITIES AND
INTERNATIONAL DEVELOPMENT**

What do employers think about LSE graduates?



“The NATO Parliamentary Assembly’s Research Assistant Programme for young professionals is extremely competitive. Many LSE alumni have passed through our programme over the years, and they consistently display the knowledge to deliver from the get-go, possess a knack for details, and are quick to comprehend subjects new to them.”



“We support people of all ages who have experienced childhood adversity. Without student volunteers we simply wouldn’t be able to offer our members the levels of care and attention we do. We’re lucky to have the support of students from LSE.”



“Having the opportunity to work with LSE volunteers is quite an experience for a small organisation like ours – it’s not easy to find such dynamic individuals ready to pitch in. We’re always confident that they’ll contribute in a meaningful way to our work.”



“We work closely with LSE Careers to attract bright, motivated and commercially-minded individuals. We know that LSE provides its students with an excellent quality of education, which also helps – and encourages – them to develop highly transferable skills which will benefit our business long-term.”



“Our organisation takes a holistic, business-minded approach to fundamentally change the economics of global health. At their core, LSE graduates possess the strong analytical skills and excellent relationship management capabilities that are crucial elements to being successful. We’re particularly impressed with LSE/LSHTM’s joint programme that allows students to build a uniquely well-rounded knowledge base bridging health and economics.”



“We seek applicants for our graduate programme who are highly inquisitive and analytical and who want to apply their skills to real world economic and business issues. LSE students often fit this profile very well and perform strongly in our demanding assessment process, which is testament to the world-class education that LSE provides. As a result, LSE alumni are always well represented in our graduate intake and many have gone on to build highly successful careers at FTI.”



“We know LSE is where we can connect with highly qualified, motivated, diverse students and alumni with a passion for development and a full understanding of the current and future global issues. We value the collaboration with LSE Careers as a key partner to increase our visibility and attract the most brilliant, talented young professionals.”

Alumni

142,000+
ALUMNI FROM ALMOST
200 COUNTRIES

80+ REGIONAL
GROUPS

11 SPECIAL INTEREST
GROUPS

The LSE Alumni community is a powerful network of contacts, expertise and talent. It is a fantastic resource for both current students preparing for their careers and graduates. The Alumni Professional Mentoring Network is one example of the services designed to support students and recent graduates. It provides you with access to alumni who have elected to offer their professional knowledge and expertise. After graduating, you can stay connected with your classmates and the School and have access to a wide range of benefits and services through LSE Alumni Online.

lse.ac.uk/alumni

Working in the UK after graduation


International students who wish to work in the UK post-graduation are able to do so via a number of routes, some of which require sponsorship from an employer.

lse.ac.uk/isvat

"Since graduating I have become a Consultant in the Risk Advisory Practice of EY in their Glasgow office. The role is diverse and includes such tasks as client relationship management, budget management, IT audit and more. The 'soft', transferable skills developed as part of the MSc have helped me thrive in this environment. I owe my success in part to the advice and guidance of LSE Careers, who exceeded expectations and helped me choose the right career path."

► **DARREN DUFFY**

MSc International Relations
Croydon, UK | Consultant, EY



Prominent LSE alumni



PAUL VOLCKER former chairman of the Federal Reserve



CHERIE BOOTH QC



KAUSHIK BASU senior Vice President and chief economist at the World Bank



SHAMI CHAKRABARTI former director of Liberty



NITIN DESAI former undersecretary general for economic and social affairs of the United Nations



CLARA FURSE first female chief executive of the London Stock Exchange



MICHAEL LEWIS financial journalist and author of *Liar's Poker*, *Moneyball* and *The Blind Side*



STELIOS HAJI-IOANNOU founder of Easyjet



LYKKE FRIIS former Danish minister for climate and energy and equal rights



Fees and funding

We recognise that living and studying in London can be expensive, and the School offers over £11.5 million in scholarships each year to its graduate students. There are also funding opportunities from external organisations, research councils and governments around the world.

Tuition fees

Fees cover registration, teaching, first entry to examinations, the use of the Library and membership of the Students' Union. They also normally cover teaching and the use of student common rooms at other colleges of the University of London, if your programme has intercollegiate arrangements. If you receive an offer, you will be informed of the relevant tuition fee amount in your offer letter.

Students who completed undergraduate study at LSE and are beginning taught graduate study at the School are eligible for a fee reduction of 10 per cent of the fee.

Tuition fees for taught master's and diploma programmes

Tuition fee amounts are listed in the individual programme entries.

Tuition fees for MRes and MPhil/PhD programmes and visiting students

The confirmed fee for overseas MRes, MPhil and PhD students is listed opposite. The likely fee for UK/EU MRes, MPhil and PhD students for 2018/19 is listed opposite. This fee is provisional. Please check the website from January 2018 onwards for the confirmed fee amount for UK/EU MRes, MPhil and PhD students. Visiting students should refer to the website for their fee amount.

MRes, MPhil and PhD

UK / EU	£4,299 (provisional)
Overseas	£17,904

Fee status

Once we receive your application, we assess whether you meet the criteria for Home/EU fee status, and therefore determine the tuition fee amount you are likely to pay at registration. This decision is based on guidelines provided by the Department of Education: Education (Fees and Awards) England Regulations 2007.

[lse.ac.uk/tableOfFees](https://www.lse.ac.uk/tableOfFees)

Living costs

The School estimates that you should allow about £1,200 per month for living costs, in addition to tuition fees. These figures are intended only as a guide – please view our website for further details on the cost of living. Please note that if you will be applying for a visa, you will have to provide evidence of sufficient funds, and these amounts may vary.

[lse.ac.uk/livingCosts](https://www.lse.ac.uk/livingCosts)

Scholarships and other funding

LSE offers over £11.5 million in scholarships each year to its graduate students from the UK, the EU and outside the EU. Available funding includes needs-based awards for diploma study and taught master's programmes (Graduate Support Scheme, Master's Awards, and Anniversary Scholarships), and PhD funding for research programmes. LSE has its own prestigious LSE PhD Studentships for all programmes (64 in 2018), and is an ESRC Doctoral Training Partnership (DTP) with 30 studentships available for a wide range of programmes.

The School also makes available scholarships for students from specific regions of the world and awards for students studying specific subject areas. Please look at the website for the most up-to-date information.

Application process

Taught master's and diploma programmes

After you submit your application for admission to LSE, you will be emailed with a link to the LSE Graduate Financial Support Application form online. The deadline for completing the form is **26 April 2018**, although we recommend you apply as soon as possible after receiving the link. We will use the information on this form to consider you for the Graduate Support Scheme and for any other LSE scholarships and awards which you may be eligible for.

Research programmes

Academic departments nominate students for consideration by a School panel for all PhD funding opportunities they may be eligible for. There is no separate application for any of these awards. To be considered for this funding, you must submit your complete application for admission to LSE by a specific date – on **8 January** or **26 April**, (or





13 December 2017 for the Department of Economics) depending on the academic department.

External funding

A postgraduate loan of up to £10,000 is available from the UK government for eligible students studying for a first master's programme, to help with fees and living costs. A Disabled Student's Allowance for UK students was also available in 2017 to help with costs incurred during a programme as a result of disability. Please see the website for details for 2018 entry.

Loan schemes to help fund graduate study at LSE are also available from some other countries.

In addition, the School works with a number of funding and scholarship agencies around the world to co-fund a number of awards. Full details of these funding opportunities, as well as useful websites to search for further funding, can be found on our website.

lse.ac.uk/grad/fees-funding

	MASTER'S UK STUDENTS	MASTER'S EU STUDENTS	MASTER'S OVERSEAS STUDENTS	RESEARCH UK AND EU STUDENTS	RESEARCH OVERSEAS STUDENTS
LSE Graduate Support Scheme	✓	✓	✓		
LSE Anniversary Scholarships	✓				
LSE Master's awards	✓	✓	✓		
LSE country based awards		✓	✓		
LSE subject based awards	✓	✓	✓	✓	✓
LSE PhD studentships				✓	✓
ESRC funding	✓	✓		✓	
External funding	✓	✓	✓	✓	✓

Entry requirements

Below we have listed the minimum entry requirements for our programmes. There is intense competition for admission; there are always many more applications than places available, and meeting the minimum entry requirements does not guarantee that you will be offered admission. Decisions are made on the basis of academic merit, potential and motivation. Visit lse.ac.uk/graduate for more information.

Academic entry requirements

Diploma, MSc, LLM, MPA, MPP, MRes/ PhD programmes

For these programmes, the minimum entry requirement is an upper second-class honours (2:1) degree from a UK university or the international equivalent. Popular programmes will often look for a first class honours degree or its equivalent.

For a number of our taught master's programmes, you are not required to have studied the subject at undergraduate level, while some programmes require previous study of the subject or a related field. Please

see individual programme entries for the specific entry requirements for each programme.

MPhil/PhD programmes

For these programmes, the minimum entry requirement is a UK taught master's degree with merit (or the international equivalent) in a subject relevant to your planned research.

Equivalence of non-UK qualifications

Please see our website for information on the equivalence of international qualifications.

lse.ac.uk/internationalStudents



English language requirements

For all of our programmes, you will need to meet our English language requirements. You can meet them in the following ways:

- you are a national of Canada or a majority English-speaking country on the UKVI list, or
- by the time you start your programme, you have successfully completed an undergraduate degree (of at least three years' duration), a postgraduate taught degree (of at least one year), or a PhD in one of the countries on the UKVI list, or
- you have passed a recognised English language test at an appropriate level.

Each programme in the prospectus lists the minimum level of English required for admission, out of the options below. Our requirements are listed in terms of IELTS (International English Language Testing System), which is the test we recommend, however we do also accept other English language tests.

We strongly encourage you submit your test results with your application. Any offer of admission will be subject to proof of your score.

English tests must be less than two years old on 1 October 2018.

Our English requirements are based on the demands of the programme. We consider immersion in an English-speaking environment outside the classroom to be important for the development of social/conversational English which is important for your future employability as well as for participation in seminars and study groups. You may need

additional language instruction before you register to be confident that you can participate fully in your programme.

A. Standard (*most MSc or MRes programmes*)

A minimum IELTS score of 7.0 overall, with at least 6.0 in speaking and writing and 6.5 in reading and listening.

B. Higher (*some MSc programmes with an emphasis on essay writing*)

A minimum IELTS score of 7.0 overall, with at least 6.5 in all sections.

C. Research programmes (*MPhil/PhD programmes except law*)

A minimum IELTS score of 7.0 overall, with at least 7.0 in writing and at least 6.5 in all other sections.

D. Law programmes (*all programmes in the Law Department*)

A minimum IELTS score of 7.5 overall, with at least 7.0 in listening and writing, 6.5 in reading and speaking.

lse.ac.uk/grad/english

GRE and GMAT

Several programmes also require GRE (Graduate Record Examination) or GMAT (Graduate Management Admissions Test) scores.

Please see individual programme entries in the prospectus to see if this is required, and also visit our website for more information. If required, your score should be less than five years old on 1 October 2018.

Applying to LSE

We understand that the application process can be an anxious time, but if you follow the instructions on our website and the online application, the process should run smoothly. You will be able to track the progress of your application online. Below is a summary of the application process – please visit our website at lse.ac.uk/graduate for the full details.

When to apply

2 October 2017: Applications open

January 2018: First decisions issued

8 January 2018: First deadline for funding for research programmes

26 April 2018: Deadline for applying for funding for taught master's programmes

26 April 2018: Second deadline for funding for research programmes

Taught master's programmes

With the exception of some of our joint programmes and double degrees, these programmes do not have a specific deadline to apply for admission. Applications are considered on a rolling basis and programmes close once all places are filled.

However there are specific deadlines to apply for funding from LSE, meaning that you will need to have submitted your application for admission to LSE prior to the funding application deadline.

Once you have submitted your application for admission to LSE you will be emailed with a link to the LSE Graduate Financial Support Application form online. The deadline for completing the form is 26 April 2018, although we recommend you apply as soon as possible after receiving the link. Please see page 43 for more details.

Research programmes

Some research programmes have a specific application deadline, while others do not – please see the individual programme entries for details. For programmes without a specific deadline to apply for admission, applications are considered on a rolling basis and programmes close once all places are filled. We recommend you apply at least six months before the start of the term in which you would like to begin your study.

However there are specific deadlines to be considered for funding from LSE and research councils, meaning that you will need to have submitted your application for admission to LSE by a specific date – in January or April, depending on the award and the academic department. Please see the individual programme entries and page 43 for more details.

How to apply

Following is an overview of the application process. Please visit our website for up-to-date and comprehensive information on all aspects of the application process.

We will not consider incomplete applications. Double/joint programmes may have specific requirements; please check the programme entries. All applicants must supply the documents A to F, and G to J where applicable.

Please note: Unlike other universities, LSE does not work with recruitment agencies. In our experience, even reputable agencies do not pass on vital information

consistently. In the worst cases, documentation submitted via agencies has been found to be inaccurate, leading to offers being withdrawn. You should apply directly to LSE yourself.

Programme choices

You can apply for up to two programmes, which you rank in order of preference.

If you receive an offer for your first choice programme, your second choice will not be considered unless you specifically request it. If you do not receive an offer for your first choice programme, you will automatically be considered for your second choice programme.

Application form and supporting documents

A. Application form

Set up an online account, and use this account for all enquiries and applications.

B. Application assessment fee

The fee is £65, and must be paid online.

C. Two references

You should provide two academic references, preferably from tutors who have taught you at university. Professional references are acceptable in some circumstances.

D. Transcripts/mark sheets and proof of existing qualifications and qualifications pending

Scan and upload a transcript for each qualification you mention in the education tab. If your documents are not in English, you should also supply an official translation (from an accredited translator) in English. You can still apply if you haven't yet completed a qualification or are awaiting results, but you must have fully graduated by the time you register at LSE (unless on one of our double/joint degree programmes).



E. Personal statement

A personal statement of 1,000-1,500 words which describes your academic interests and your purpose and objectives in undertaking graduate study.

F. CV

Your CV/resume, including your employment history or other professional experience, including internships.

G. Graduate Record Examination (GRE) general test and Graduate Management Admissions Test (GMAT)

Enter scores for all sections of the test on the application form, and arrange to send the official scores to us.

H. Research proposal

A research proposal of approximately 1,500 words for MPhil/PhD; outline proposals for MRes/PhD or

ESRC 1+3 programmes can be shorter. We welcome applications that complement the academic interests of members of staff at the School, and we recommend that you investigate staff research interests before applying, on lse.ac.uk/experts. You should also indicate if you have discussed your proposed research with any member of LSE academic staff and their name.

I. Sample of written work

A scanned copy of a marked assignment, including the marker's comments. The essay should be your own work, in English and a maximum of 3,000 words.

J. English test scores

If you need to submit a recognised English language test, you will also need to provide these details.

If you have already taken a test at the time you apply, you should include your most recent test scores and test report form number. English tests must be less than two



years old on 1 October 2018. If you have not yet taken a test, your application can be considered without it, but any offer will be conditional on the required score.

Tracking your application, making changes and contacting us

Once your application is complete, we allocate a unique application number to you and you can check the progress of your application online via LSE for You. With this account, you can check the status of your application, advise us of any changes to your address, and apply for financial support and accommodation. Later, you will also be able to use it to choose courses and pay your tuition fees online.

Answering your questions

The website is the quickest and most comprehensive way of answering any questions. Please also check our current processing times on the website before contacting us to enquire whether your documents have been received.

Full contact details and our admissions enquiries system can be found at lse.ac.uk/graduate

The selection process

Once you submit your complete application and we have checked your supporting documents, your file is passed to selectors in the academic department for your first choice programme.

Master's and diploma applications

Offers will be issued from January 2018 onwards. We aim to issue decisions within eight weeks of our acknowledgement of your complete application, but at busy times the decision time increases. See our current processing times on the website for more details.

Research programmes

We interview shortlisted applicants via telephone or Skype. The Department will contact you if an interview is necessary.

The decision

Decisions are made on the basis of academic merit, potential and motivation and are limited by the availability of places on specific programmes. Offers are sent by email and by letter. Other decisions are sent by email only.

If you receive an offer, you may receive a conditional or unconditional offer.

A conditional offer means you need to meet certain conditions, or provide outstanding documents. Conditions will be detailed in your offer letter. If you meet your conditions, you will be provided with an unconditional offer.

Other outcomes of your application could include: waiting list, reserve list, or that we are unable to offer you a place.

Applying for a student visa

If you are an international student from outside the EEA, you need to apply for permission to come to the UK as a student once you have accepted an unconditional offer. It is advisable to apply for a visa as early as you can (a maximum of three months before the start of your programme).

Please visit our website for more details on deferring your offer, on applying for a student visa, on your rights as a consumer, and on fraud prevention.

Applying for graduate study



Once your referees upload their references, your application is processed and sent for a decision. If we need anything from you before we send your application to the academic department(s) for review, we will contact you.

Meet, visit and discover LSE

Campus
tours



Webinars

STUDENT
VIDEO DIARIES



STUDENT
BLOG



DROP-IN
SERVICE

VIRTUAL
OPEN DAY



Videos



EMAIL
AN ALUM

Visit around
the UK and
the WORLD



SELF-GUIDED TOURS



Departments, institutes, centres and programmes

Departments and institutes

- 56** Department of Accounting
- 60** Department of Anthropology
- 66** Department of Economic History
- 72** Department of Economics
- 76** European Institute
- 82** Department of Finance
- 88** Department of Gender Studies
- 94** Department of Geography and Environment
- 102** Department of Government
- 110** Department of Health Policy
- 114** Department of International Development
- 120** Department of International History
- 126** Department of International Relations
- 132** Department of Law
- 136** Department of Management
- 144** Department of Mathematics
- 148** Department of Media and Communications
- 156** Department of Methodology
- 160** Department of Philosophy, Logic and Scientific Method
- 166** Department of Psychological and Behavioural Science
- 172** School of Public Policy
- 176** Department of Social Policy
- 184** Department of Sociology
- 192** Department of Statistics

Research centres and groups

LSE is home to a large number of interdisciplinary research centres and groups concentrating expertise on a wide range of subjects. Each has its own programme of events and produces its own research and publications.

lse.ac.uk/researchCentres

Accounting

The Department of Accounting is widely recognised for its excellence in accounting and financial management research and teaching. It provides an outstanding research environment based on a mix of departmental activities, close links with other departments, as well as strong connections with research centres, such as the Centre for the Analysis of Risk and Regulation (CARR). Each year, over 240 graduate students from over 40 countries and representing a wide range of backgrounds are admitted into our taught graduate programmes. Our research seminars and workshops, visitors and visiting research students, together with our links with professional and practitioner communities ensure that our faculty continue to work at the cutting-edge of their fields and that their output is widely disseminated.



I like the variety of courses on offer. This has really helped me discover where my interests lie. The topics we discuss in our courses are relevant to what's going on in the industry today. You know that you're learning something that you will use in your daily work after graduation.

Ahmed Saleh
Gaza, Palestine
MSc Accounting and Finance

Our faculty contribute to knowledge and debate in the academic, professional and public domains. We have close links with the major accounting journals through either editor or referee roles, and close association with several research institutions, including the European Accounting Association (EAA) and the American Accounting Association (AAA).

Faculty also have strong links with a range of professional and regulatory bodies, such as the Chartered Institute of Management Accountants (CIMA); the Institute of Chartered Accountants in England and Wales (ICAEW); the Institute and Faculty of Actuaries (IFoA); and the International Accounting Standards Board (IASB), to name a few.

lse.ac.uk/accounting



NUMBER OF GRADUATE STUDENTS (FULL-TIME EQUIVALENT)

TAUGHT:
246

+

RESEARCH:
6

NUMBER OF

FACULTY:

27

(FULL-TIME EQUIVALENT)

RESEARCH EXCELLENCE FRAMEWORK (REF):

86%

of the Department's research was rated as

WORLD-LEADING or **INTERNATIONALLY EXCELLENT**

OUR GRADUATES

90%

OF POSTGRADUATE LEAVERS

from the Department were **in employment, completing further study** or **taking time out** just six months after graduation

GRADUATE EMPLOYMENT SECTORS INCLUDED:

ACCOUNTING AND AUDITING

BANKING AND FINANCE

CONSULTANCY

MPhil/PhD Accounting

Start date: 27 September 2018 (Track 2 students are required to begin pre-sessional course in August)

Duration: 3 to 4 years

Minimum entry requirement: Merit in a taught master's degree in a relevant discipline

English requirement: Research

GRE/GMAT requirement: None

Tuition fee: See page 42

Financial support: LSE PhD Studentships, ESRC funding, various scholarships

Application deadline: 14 June 2018. Funding deadlines: 8 January and 26 April 2018

The Department of Accounting offers a PhD programme that has received recognition from the Economic and Social Research Council (ESRC). This programme offers two tracks which offer comprehensive training in different approaches to research in accounting. Track 1 is devoted to the study of interrelationships between accounting, organisations and institutions. Track 2 primarily examines accounting and financial reporting issues from an economics perspective. To be considered for admission, you should have a substantial academic background in accounting or a cognate area (for example, sociology and economic history for track 1, or economics and quantitative methods for track 2).

The Department has a very strong research culture that includes an active seminar programme and a programme of distinguished visitors. It also has close links with the Centre for Analysis of Risk and Regulation (CARR). Doctoral students become members of an integrated community of researchers, interacting and working with some of the leading academics in accounting.

lse.ac.uk/phd/af

Diploma in Accounting and Finance

Start date: 27 September 2018

Duration: 9 months full-time only

Minimum entry requirement: 2:1 degree or equivalent in any discipline

English requirement: Standard

GRE/GMAT requirement: None

Tuition fee: £23,928

Financial support: Graduate Support Scheme

Application deadline: None – rolling admissions

Intake/applications in 2016: 36/127

The Diploma in Accounting and Finance is a qualification in its own right, designed for students with little or no background in accounting and finance, such as students with undergraduate degrees in arts, economics, law, business, science and engineering. It is also suitable for students with some background in accounting and finance who wish to extend their knowledge and understanding in areas of special interest within a flexible programme, or for those who require a greater depth of knowledge before pursuing postgraduate study. For those studying the Diploma, there is a clear route towards MSc level study within the Department, subject to satisfactory performance.

The Diploma provides a solid training and foundation in accounting and finance, including mathematical skills for more advanced master's level elective courses. It allows students to specialise in accounting and finance, but also select from a wide range of courses available throughout the School.

lse.ac.uk/grad/dipAF

MSc Accounting and Finance

Start date: 27 September 2018

Duration: 9 months full-time, 21 months part-time (see Bologna Process page 11)

Minimum entry requirement: 2:1 degree or equivalent in accounting and finance or related subject

English requirement: Standard

GRE/GMAT requirement: GMAT is recommended for all applicants and is required for those without a UK undergraduate degree

Tuition fee: UK/EU £26,976; overseas £27,504

Financial support: Graduate Support Scheme

Application deadline: None – rolling admissions

Intake/applications in 2016: 160/1,140

This MSc programme has an established reputation for excellence extending over five decades. It provides a comprehensive and rigorous treatment of key areas of accounting and finance. It is appropriate for applicants interested in careers across a wide range of sectors and organisations in the fields of business, consulting and finance, and provides thorough preparation for academic research in accounting or finance.

The programme assumes an academic background in financial reporting, management accounting, finance, economics and quantitative methods prior to entry, and you may need to take one or more courses in these areas to strengthen your background.

Through your course selection, you can emphasise either accounting or finance, or can choose to take a balanced programme. You will also be able to specialise in a designated pathway in finance, international accounting and finance, or accounting and financial management.

lse.ac.uk/grad/af

MSc Accounting, Organisations and Institutions

Start date: 27 September 2018

Duration: 10 months full-time only (see Bologna Process page 11)

Minimum entry requirement: 2:1 degree or equivalent in any discipline

English requirement: Standard

GRE/GMAT requirement: None

Tuition fee: UK/EU £26,976; overseas £27,504

Financial support: Graduate Support Scheme

Application deadline: None – rolling admissions

Intake/applications in 2016: 49/694

This programme provides the opportunity to study at the interface between accounting, organisations and institutions from a rigorous interdisciplinary social science perspective. It analyses how accounting is implicated in a range of organisational and institutional processes of calculation, reporting and evaluation. It will introduce you to the interrelationships between accounting, organisations and institutions across a range of different contexts and you will explore the relationship between accounting, risk management systems and accountability. The programme also introduces key design issues for accounting and management control systems and their operation and regulation in both the for-profit and non-profit sectors. The programme does not require a background in accounting, and students with an initial training in the humanities or the social or natural sciences are encouraged to apply. The programme is aimed at those aspiring to careers in accounting, auditing and assurance, financial management, risk management, management consultancy, and regulation, in a variety of for-profit and non-profit organisations globally. The degree also provides preparation for those aspiring to embark on academic research in the field of accounting.

lse.ac.uk/grad/aoi

Anthropology

LSE has one of the most famous anthropology departments in the world. What is even more important for our students, however, is that we are genuinely passionate about teaching, and that we strive to maintain a warm and welcoming atmosphere. Our emphasis on student satisfaction is reflected in our performance in rankings, such as the Guardian League Table 2016, in which we are ranked first for student satisfaction for anthropology in the UK.



The Ph.D community is very social and I enjoy the mix of students, from different countries and walks of life. It is an intellectually stimulating environment, with lots of interesting speakers coming to our seminars. My thesis supervisors are also great; they are always encouraging and give me lots of useful feedback on my work.

Itay Noy
Tel Aviv, Israel
MPhil/PhD Anthropology
LSE PhD Studentship



We have a glorious past: many of the most important figures in anthropology's history (Malinowski, Firth, Leach, Gell, Bloch, and many others) have worked and/or studied at LSE. Moreover, we also have a glorious present. In the most recent evaluation of UK academic research, we were ranked first in anthropology for the quality of our publications.

We carry out ethnographic research in diverse settings: in urban America, in rural China, in the Peruvian Amazon, and more. Our Department is well known for the rigour of its research in settings such as these, and also for the pivotal contributions it has made – and continues to make – to core anthropological debates about politics, economics, religion, kinship, and other foundational topics in the human sciences.

NUMBER OF GRADUATE STUDENTS (FULL-TIME EQUIVALENT)

TAUGHT:
114

+

RESEARCH:
30

NUMBER OF

FACULTY:

21

(FULL-TIME EQUIVALENT)

RESEARCH EXCELLENCE FRAMEWORK (REF):

73% of the Department's research was rated as **WORLD-LEADING** or **INTERNATIONALLY EXCELLENT**

OUR GRADUATES

84%

OF POSTGRADUATE LEAVERS

from the Department were **in employment, completing further study** or **taking time out** just six months after graduation

GRADUATE EMPLOYMENT SECTORS INCLUDED:

RESEARCH

EDUCATION AND TEACHING

ADVERTISING, MARKETING AND PR

MRes/PhD Anthropology

Start date: 27 September 2018

Duration: 3 to 4 years

Minimum entry requirement: Normally, merit in a taught master's in social anthropology from a UK university

English requirement: Standard

GRE/GMAT requirement: None

Tuition fee: See page 42

Financial support: LSE PhD Studentships, ESRC funding

Application deadline: 26 April 2018.
Funding deadline: 8 January 2018

The MRes/PhD programme is central to the life of the Department, and we support students with their field research and professional development. The student body for this programme is diverse, with students from a range of different national, cultural and academic backgrounds.

The programme is built around long-term participant observation fieldwork. The first year focuses on fieldwork preparation and training in research methodologies. Most of our students carry out fieldwork for approximately 18 months. After fieldwork, doctoral candidates begin writing their PhD dissertations under the close guidance of their supervisors. Doctoral students conduct fieldwork – related to a broad range of contemporary themes in social anthropology – throughout the world. We invite applications for research, particularly on topics which are linked to the interests and expertise of our members of staff. The research interests of our staff span nearly all the major theoretical spheres of contemporary social anthropology

lse.ac.uk/phd/anth

MSc Anthropology and Development

Start date: 27 September 2018

Duration: 12 months full-time, 24 months part-time

Minimum entry requirement: 2:1 degree or equivalent in any discipline

English requirement: Standard

GRE/GMAT requirement: None

Tuition fee: UK/EU £13,536; overseas £20,904

Financial support: Graduate Support Scheme

Application deadline: None – rolling admissions

Intake/applications in 2016: 15/89

Anthropology and development are tightly entwined: this programme brings together essential elements of both. It combines crucial anthropological insights into – and critiques of – economic globalisation and social transformation with the study of theories about development: both historical experiences and cutting-edge policy debates. The programme offers a comprehensive study of how anthropologists have understood globalisation and other economic transformations, and gives insights into how they evaluate, criticise and contribute to development. Focussing on both “Big D” development (schemes of improvement or projects) and “little d” development (change which occurs as the result of economic growth or modernisation), the programme explores the processes involved in overcoming poverty and creating healthy, wealthy and sustainable social change. It offers anthropological insights into new forms of production, consumption, exchange and financial circulation that have emerged since the 1980s. We use cutting-edge theory in the social sciences to understand the processes, policy and practice of development.

lse.ac.uk/grad/ad

MSc Anthropology and Development Management

Start date: 27 September 2018

Duration: 12 months full-time, 24 months part-time

Minimum entry requirement: 2:1 degree or equivalent in any discipline

English requirement: Standard

GRE/GMAT requirement: None

Tuition fee: £20,904

Financial support: Graduate Support Scheme

Application deadline: None – rolling admissions

Intake/applications in 2016: 17/61

Anthropology and development are tightly entwined: this programme brings together essential elements of both. It combines crucial anthropological insights into – and critiques of – economic globalisation and social transformation with proactive approaches to beneficial change. We use classical institutional theory and new institutional economics to understand the role of institutions and organisations in development, giving you the theory and practical tools to drive social transformations forward. The Development Management Project will allow you to apply your knowledge as together with a team, you undertake “live” consulting work for real-world, public, private, and non-profit organisations. The core programme offers a comprehensive study of how anthropologists have understood globalisation and other economic transformations. You will learn how anthropologists have both changed practices from within and critiqued them from the outside. It also offers anthropological insights into new forms of production, consumption, exchange and financial circulation that have emerged since the 1980s.

lse.ac.uk/grad/adm

MSc China in Comparative Perspective

Start date: 27 September 2018

Duration: 12 months full-time only

Minimum entry requirement: 2:1 degree or equivalent in social science

English requirement: Standard

GRE/GMAT requirement: None

Tuition fee: UK/EU £13,536; overseas £20,904

Financial support: Graduate Support Scheme

Application deadline: None – rolling admissions

Intake/applications in 2016: 29/133

Although this programme is based in the Department of Anthropology, it brings together LSE's considerable multi-disciplinary expertise on China for the benefit of students seeking a comparative perspective of the country. It draws on a range of social science disciplines to examine China's politics, international relations, economic history, society and culture.

A key feature of the MSc is that China is always considered in a comparative and historical framework. For example, you will be asked to compare and contrast China with India, and with the countries of modern Europe, in addition to other appropriate comparators.

This programme is an ideal preparation for those with career interests related to China, in business, government, or cultural exchange. It also provides a strong foundation for further research at PhD level in anthropology, economic history, government, international relations or social policy.

lse.ac.uk/grad/ccp

MSc Social Anthropology

Start date: 27 September 2018

Duration: 12 months full-time,
24 months part-time

Minimum entry requirement: 2:1 degree
or equivalent in any discipline

English requirement: Standard

GRE/GMAT requirement: None

Tuition fee: UK/EU £13,536; overseas £20,904

Financial support: Graduate Support Scheme

Application deadline: None – rolling admissions

Intake/applications in 2016: 47/127 (includes
L&C and RCW)

The MSc Social Anthropology is an excellent and intensive introduction to the discipline of social anthropology. The programme is intended to give students a thorough grounding in anthropology, both in terms of its ethnographic diversity and its theoretical development. Teaching is directly informed and enhanced by the strong tradition of fieldwork-based research within the Department. Compulsory components include a course in Anthropology which examines the relationship between theory and ethnography in modern social and cultural anthropology, and a 10,000 word dissertation on an approved topic of your choice.

This programme is suitable for graduates with a degree in any discipline, and prior knowledge of anthropology is not essential. It is suitable either as an introduction to the subject for those intending to proceed with other careers, or is an ideal preparation for further research work in the anthropology and related disciplines.

lse.ac.uk/grad/sa

MSc Social Anthropology (Learning and Cognition)

Start date: 27 September 2018

Duration: 12 months full-time,
24 months part-time

Minimum entry requirement: 2:1 degree
or equivalent in any discipline

English requirement: Standard

GRE/GMAT requirement: None

Tuition fee: UK/EU £13,536; overseas £20,904

Financial support: Graduate Support Scheme

Application deadline: None – rolling admissions

Intake/applications in 2016: 47/127 (includes
SA and RCW)

This is a specialist programme focusing on the anthropological study of human learning and cognition. You will examine cognitive development from a cross-cultural perspective in a Department which combines a strong tradition of fieldwork-based research with innovative experimental research. Compulsory components include the course Anthropology: Theory and Ethnography, the specialist course Anthropology of Learning and Cognition, and a 10,000 word dissertation on an approved topic within the subfield of anthropology of learning and cognition.

This programme will be of interest to those who want to study the psychological mechanisms that make human cultures possible and want to study human psychology from a cross-cultural perspective.

lse.ac.uk/grad/lc

MSc Social Anthropology (Religion in the Contemporary World)

Start date: 27 September 2018

Duration: 12 months full-time,
24 months part-time

Minimum entry requirement: 2:1 degree
or equivalent in any discipline

English requirement: Standard

GRE/GMAT requirement: None

Tuition fee: UK/EU £13,536; overseas £20,904

Financial support: Graduate Support Scheme

Application deadline: None – rolling admissions

Intake/applications in 2016: 47/127
(includes SA and L&C)

This programme provides a unique interdisciplinary, broad social science perspective on the study of religion. It offers you the opportunity to investigate the increasing prevalence of religious and secular dynamics across the

globe and how concepts of religion interweave with aspects of today's society, in theory and practice. The programme tackles topics of key importance, from policy-relevant connections between religion and public life, and religion and politics, to more theoretical debates about the nature of belief, ritual, and questions of being. It allows you to explore the role of religion in the developing world, and illuminates Western models of religion and secularisation through comparison with those in the global south. Analysis of fieldwork materials is an important element of the programme, with the compulsory course allowing you to work closely on extended case studies based on your lecturers' own expert primary research. The programme is intended for graduates of the humanities and social science, but also will be of interest to those with a traditional theological background, or with a pastoral or vocational training.

lse.ac.uk/grad/rcw



Economic History

Following in a long and distinguished tradition, research in the Department of Economic History uses concepts and theories from the social sciences as a starting point for studying the development of real economies and understanding them in their social, political and cultural context.



The reputation of the Department had a strong influence on my decision to apply. Knowing that I would be learning from academics who were world experts in their field was an opportunity I could not pass up. Equally, the global reputation of the university gave a reassurance that my degree would be recognised internationally, which was an important consideration for me.

Marcus Ward
London, UK
MSc Economic History

The Department is home to by far the largest group of researchers in economic history in the UK and one of the largest in the world. This is a pluralistic Department which encourages different approaches to the discipline: quantitative economic history; global history; history of economic thought; historical demography; historical economic geography; international economic history; business history; financial and monetary history; and social history. We also offer a wide chronological and geographical coverage of economic history with specialists in almost every continent and any historical period from the medieval age onwards. This means we are able to supervise a wide range of topics, in line with the research interests of teaching staff.

We value a comparative outlook, and the fruits of our research have been used by international agencies, such as the World Bank and International Monetary Fund, and government departments. Our faculty have included among their research commitments the editorship of *The European Review of Economic History* and *The Journal of African History*.

lse.ac.uk/economicHistory



NUMBER OF GRADUATE STUDENTS (FULL-TIME EQUIVALENT)

TAUGHT:
94

+

RESEARCH:
22

NUMBER OF

FACULTY:

20

(FULL-TIME EQUIVALENT)

RESEARCH EXCELLENCE FRAMEWORK (REF):

78%

of the Department's research was rated as

WORLD-LEADING or **INTERNATIONALLY EXCELLENT**

OUR GRADUATES

91%

OF POSTGRADUATE LEAVERS

from the Department were **in employment, completing further study** or **taking time out** just six months after graduation

GRADUATE EMPLOYMENT SECTORS INCLUDED:

CONSULTANCY

EDUCATION AND TEACHING

BANKING AND FINANCE

MPhil/PhD Economic History

Start date: 27 September 2018

Duration: 3 to 4 years

Minimum entry requirement: Merit in LSE's MSc Economic History (Research) or in another master's in economic history or a similar field

English requirement: Research

GRE/GMAT requirement: None

Tuition fee: See page 42

Financial support: LSE PhD Studentships, ESRC funding

Application deadline: 26 April 2018
Funding deadline: 8 January 2018

The Department is home to by far the largest group of researchers in economic history in the UK and one of the largest in the world. We encourage different approaches to the discipline: quantitative economic history; global history; history of economic thought; historical demography; historical economic geography; international economic history; business history; financial and monetary history; and social history. We also offer a wide chronological and geographical coverage of economic history with specialists in almost every continent and any historical period from the medieval age. We are therefore able to supervise a wide range of topics, in line with the research interests of our teaching staff. The major academic goal of this programme is the researching and writing of a thesis, but you will achieve much more than this. You are given the opportunity to participate in departmental workshops and other seminars held within the University of London and attend conferences and seminars at other universities.

lse.ac.uk/phd/eh

MRes/PhD Quantitative Economic History

Start date: Introductory Course in Mathematics and Statistics begins in late August 2018

Duration: 4 to 5 years

Minimum entry requirement: Merit in the MSc Quantitative Economic History; direct entry for candidates with a Distinction in an MSc Economics will be considered

English requirement: Higher

GRE/GMAT requirement: GRE is required for applicants without a UK undergraduate degree in economics

Tuition fee: See page 42

Financial support: LSE PhD Studentships, ESRC funding

Application deadline: 26 April 2018
Funding deadline: 8 January 2018

The MRes/PhD Quantitative Economic History is designed for those with both a strong grounding in undergraduate economics and master's-level methodological training who wish to take the first steps towards a PhD in Quantitative Economic History. You will need to meet certain criteria to progress through to the PhD stage of the programme. Study for the MRes includes substantive courses in economics and economic history and the production of a research paper in quantitative economic history, as well as a research prospectus. The PhD is the final stage of the programme where you will be expected to produce a PhD thesis comprised of three publishable research papers. You will build on the formal training provided in the MRes and develop your research skills and scholarly abilities. You will gain professional experience in how to present your findings at regular workshops.

lse.ac.uk/phd/qeh

MSc Economic History

Start date: 27 September 2018
Duration: 12 months full-time, 24 months part-time
Minimum entry requirement: 2:1 degree or equivalent in a social science
English requirement: Higher
GRE/GMAT requirement: None
Tuition fee: UK/EU £13,536; overseas £20,904
Financial support: Graduate Support Scheme
Application deadline: None – rolling admissions
Intake/applications in 2016: 61/275 (includes research pathway)

This is a flexible programme to those who have already studied economic history at first degree level, or for those who have studied a related discipline and whose interests have moved towards economic history.

You will be able to choose from a wide range of elective courses in economic history according to your interests and career goals. You will also complete a dissertation on an approved topic of your choice. The programme provides a broad training in social science research methods and their application to historical study, including the role of theory, evaluation, analysis and explanation, quantitative techniques and computing, the use of sources and presentational skills.

Economic history combines the skills of the economist, the statistician and the sociologist, as well as those of the historian, therefore graduates leave the programme with a portfolio of highly transferable skills that can be applied across a wide variety of employment sectors.

lse.ac.uk/grad/eh

MSc Economic History (Research)

Start date: 27 September 2018
Duration: 12 months full-time, 24 months part-time
Minimum entry requirement: 2:1 degree or equivalent in a social science
English requirement: Higher
GRE/GMAT requirement: None
Tuition fee: UK/EU £13,536; overseas £20,904
Financial support: Graduate Support Scheme, ESRC funding
Application deadline: None – rolling admissions
Intake/applications in 2016: 61/275 (includes non-research pathway)

The MSc Economic History (Research) provides a broad training in social science research methods and their application to historical study, including the role of theory, evaluation, analysis and explanation, quantitative techniques and computing, the use of sources, and presentational skills. You will be able to choose from a wide range of elective courses in economic history, allowing you to compile a programme according to your interests and career goals. You will also choose one of three research training courses, a compulsory economic history course, and complete a dissertation on an approved topic of your choice. This rigorous academic training responds to labour market requirements for enhanced research skills and is designed to be valuable to those proceeding to research degrees and university teaching, as well as to those who intend to pursue careers in public service, industry, commerce, the media and law. The programme also aims to meet the needs of mid-career professionals who would like to refresh their research skills and understanding of the subject.

lse.ac.uk/grad/ehres

MSc Political Economy of Late Development

Start date: 27 September 2018

Duration: 12 months full-time only

Minimum entry requirement: 2:1 degree or equivalent in social science or humanities

English requirement: Higher

GRE/GMAT requirement: None

Tuition fee: UK/EU £13,536; overseas £20,904

Financial support: Graduate Support Scheme

Application deadline: None – rolling admissions

Intake/applications in 2016: 14/87

Drawing on the research expertise and practical experience of the Departments of International Development and Economic History, this integrated programme uses techniques of long-run growth analysis to inform modern approaches to development policy

and practice. The programme combines in-depth analyses of historical patterns of growth, explorations of concrete development problems – and policy responses to them – and regional courses that draw on theory and empirical evidence to appraise development processes and outcomes in Africa, Asia and Latin America. It provides an integrated, comparative assessment of current development debates, and locates them in appropriate historical and theoretical contexts. You will consider questions such as how and when some developing economies “converged” with industrialised countries, while the growth performance of others was more erratic, and why problems of poverty, inequality, instability and violence still characterise large parts of the world. This will be an ideal programme for students planning a career in development work. It will also provide a good foundation for social science research in the development field.

lse.ac.uk/grad/peld



MSc Quantitative Economic History

Start date: Introductory Course in Mathematic and Statistics begins in late August 2018

Duration: 12 months full-time;
24 months part-time

Minimum entry requirement: First class honours degree with a concentration on economics and quantitative subjects, 2:1 considered

English requirement: Higher

GRE/GMAT requirement: GRE is required for applicants without a UK undergraduate degree in economics

Tuition fee: UK/EU £13,536; overseas £20,904

Financial support: Graduate Support Scheme

Application deadline: None – rolling admissions

Intake/applications in 2016: 2/15

The MSc Quantitative Economic History is designed for those with a strong grounding in undergraduate economics who wish to take the first steps towards a PhD in Quantitative Economic History. Although it can be taken as a standalone programme, you will need to meet certain criteria to progress through to the MRes and PhD stages of the programme.

The MSc degree aims to increase students' methodological competencies and to assist and inform their dissertation work. Successful completion of the MSc allows progression to the MRes Quantitative Economic History, which builds on the foundations laid in the MSc and includes substantive courses in economics and economic history and the production of a research paper in quantitative economic history, as well as a research prospectus.

lse.ac.uk/grad/qeh

MA Global Studies: A European Perspective

Start date: 27 September 2018 if you choose to study your first year at LSE

Duration: 24 months full-time only

Minimum entry requirement: 2:1 degree or equivalent in social science or humanities, plus basic knowledge of German

English requirement: Higher

GRE/GMAT requirement: None

Tuition fee: At LSE 2018/19 UK/EU £13,536; overseas £20,904. At LSE 2019/20 UK/EU £14,088 (provisional); overseas £21,744 (provisional)

Financial support: Graduate Support Scheme

Application deadline: 15 March for Erasmus Mundus Scholarship, 31 May 2018 for all others

This is an interdisciplinary, research-based programme. It is offered by a consortium of five European universities: University of Leipzig, University of Vienna, University of Wrocław, University of Roskilde and LSE.

This programme combines global history, international studies, area studies, and social science approaches to the study of globalisation processes. You will spend one of the two years of the programme at one of the partner institutes. Courses consider the origin and outcomes of distinct patterns of economic growth in various time and parts of the world. The programme also seeks to explain how and when some economies diverged from the path taken by industrialising and industrialised countries, while the growth performance of others was more erratic, and why problems of poverty, inequality, instability and violence still characterise large parts of the world.

gesi.sozphil.uni-leipzig.de/joint-projects/emgs

Economics

LSE's Department of Economics is one of the largest in the world, with expertise across the full spectrum of mainstream economics. A long-standing commitment to remaining at the cutting-edge of developments in the field has ensured the lasting impact of our work on the discipline as a whole. Almost every major intellectual development within economics over the past 50 years has had input from members of the Department, which counts ten Nobel Prize winners among its current and former staff and students.



This is a challenging yet inspiring programme. I've learnt to think for myself, work independently and take initiative while maintaining a strong sense of belonging in a large and diverse cohort. As well as examining cutting-edge research and industry best practice, you have the motivation and methodology behind studies explained to you in person by those that conducted them.

Anthoulla Phella
Nicosia, Cyprus
MSc Economics



The Department's research has been utilised in efforts to tackle major global challenges such as climate change; economic instability; economic development and growth; and national and global productivity and inequality, often catalysing profound shifts in policy debate and formulation. Most research activity is integrated within collaborative programmes organised by LSE research centres such as the Centre for Economic Performance (CEP), the Suntory and Toyota International Centres for Economics and Related Disciplines (STICERD), the Centre for Macroeconomics (CFM), the International Growth Centre (IGC), and the Financial Markets Group (FMG). Members of the Department are current or former editors of some of the leading journals, including the *American Economic Review* and the *Review of Economic Studies*. The Department's ground-breaking work also generates high levels of public interest and is frequently covered by national and international media. We respond to that interest through an extensive programme of public lectures, attracting high-profile speakers.

lse.ac.uk/economics

NUMBER OF GRADUATE STUDENTS (FULL-TIME EQUIVALENT) **TAUGHT: 197** + **RESEARCH: 95**

NUMBER OF FACULTY: 75
(FULL-TIME EQUIVALENT)

RESEARCH EXCELLENCE FRAMEWORK (REF): 89% of the Department's research was rated as **WORLD-LEADING** or **INTERNATIONALLY EXCELLENT**

OUR GRADUATES 97%
OF POSTGRADUATE LEAVERS

from the Department were **in employment, completing further study** or **taking time out** just six months after graduation

GRADUATE EMPLOYMENT SECTORS INCLUDED:

POLITICS AND GOVERNMENT

EDUCATION AND TEACHING

BANKING AND FINANCE

MRes/PhD Economics

Start date: Introductory Course in Mathematics and Statistics begins in late August 2018

Duration: 5 to 6 years

Minimum entry requirement: Postgraduate degree in economics with distinction

English requirement: Standard

GRE/GMAT requirement: GRE is required for all applicants

Tuition fee: See page 42

Financial support: LSE PhD Studentships, ESRC funding, Departmental scholarships

Application deadline: 13 December 2017

The Department of Economics pioneered the development of systematic research training in economics in Britain and this programme aims for the highest standard of achievement and professional competence. It offers structured research training and supervision by faculty prominent in their fields. The first two years of coursework equip you with the theoretical knowledge and analytical techniques to proceed to the research component. Many students are associated with the work of one of LSE's research centres. You could work with the Suntory and Toyota International Centres for Economics and Related Disciplines on areas ranging from development economics to public policy; or research technology, growth and globalisation as part of the Centre for Economic Performance. You could contribute to major research programmes addressing the key issues of unemployment, and shifts in the world economy at the Centre for Macroeconomics; or specialise in risk management, asset pricings and corporate finance as part of the Financial Markets Group.

lse.ac.uk/phd/econ

MSc Econometrics and Mathematical Economics

Start date: Introductory course begins in August 2018

Duration: 10 months full-time (see Bologna Process page 11)

Minimum entry requirement: First class honours degree or equivalent with strong, technical background in engineering, physical science, econometrics, statistics, mathematics and/or economics

English requirement: Standard

GRE/GMAT requirement: GRE is required for applicants without a UK undergraduate degree

Tuition fee: UK/EU £26,976; overseas £27,504

Financial support: Graduate Support Scheme

Application deadline: None – rolling admissions

Intake/applications in 2016: 27/343

This is a technically rigorous programme designed to meet the needs of those who have a strong quantitative background wishing to study economics. It is aimed at mathematicians, statisticians, physical scientists and engineers, as well as graduate economists. The compulsory pre-session course provides you with the essential foundations in macroeconomics, microeconomics and econometrics which will prepare you for the advanced level of the core teaching programme. You will then take courses in Advanced Microeconomics, Advanced Macroeconomics and Econometric Analysis, and will choose from a range of optional courses in economics, finance, and statistics. The technical level of the material covered is very high, and the programme has a long-standing international reputation, with many distinguished economists and econometricians among its graduates.

lse.ac.uk/grad/eme

MSc Economics

MSc Economics (two year programme)

Start date: Introductory Course in Mathematics and Statistics begins in August 2018. Two year programme begins in September 2018

Duration: One year programme: 10 months full-time, two year programme: 22 months full-time (see Bologna Process page 11)

Minimum entry requirement: One year programme: first class honours degree or equivalent with concentration on economics and quantitative subjects and at least a year of university level mathematics and statistics. Two year programme: first class honours degree or equivalent with two semesters of university-level calculus or equivalent

English requirement: Standard

GRE/GMAT requirement: One year programme: GRE is required from applicants without a UK undergraduate degree in economics. Two year programme: GRE is required for all applicants

Tuition fee: One year UK/EU £26,976; overseas £27,504; two year (preliminary year only) £20,904

Financial support: Graduate Support Scheme

Application deadline: None – rolling admissions

Intake/applications in 2016: 136/1,014 (one year programme), 21/299 (two year programme)

This programme is intended to equip you with the main tools of the professional economist, regardless of the industry. The advanced and technically rigorous nature of the programme also serves as an excellent foundation for PhD programmes and other research-focused roles. The one year route is for students with a strong undergraduate degree in economics and a solid quantitative background, while the two year route is designed for students with excellent training and promise but who lack some skills necessary for the one year route. Students on the two year route will need to meet required standards to proceed to the final year. The degree concentrates on the core elements of economic theory and econometrics. The extensive use of mathematics is intended as a tool in order to facilitate analysis, with the primary objective of the programme being the provision of a formal training in, and in-depth understanding of, core economic models.

lse.ac.uk/grad/econ
lse.ac.uk/grad/econ2yr



European Institute

The LSE European Institute (EI) was established in 1991 as a dedicated centre for the interdisciplinary study of processes of integration and fragmentation within Europe. It is internationally recognised as a leader in the study of contemporary Europe and, comprised of scholars from the fields of politics, economics, geography, history, political economy, law, philosophy, sociology and international relations, sports an unrivalled disciplinary range.



During the programme I've had the opportunity to explore relevant issues that are currently debated among economists and policy makers: the fragility of the Economic and Monetary Union; the changing nature of European welfare states; and the need for European social policy to address new challenges. LSE is an incredible institution which has truly broadened my horizons.

Michelangelo Bruno
Milan, Italy
MSc Political Economy of Europe

It offers a first class programme of public events and lectures, featuring leading policy practitioners from across Europe, which adds an important dimension to its teaching. Its vibrant and well-networked environment offers a unique student experience and a strong launchpad for future careers.

The EI focuses on the study of processes of integration and fragmentation in contemporary Europe. To this end it has prioritised the following themes: governance and democracy in the European Union; political economy in Europe; European society; and Europe beyond the EU. With its pan-European focus and multidisciplinary perspective, the EI relates each theme to the big questions facing Europe's decision-makers today.



NUMBER OF GRADUATE STUDENTS (FULL-TIME EQUIVALENT)

TAUGHT:
169

+

RESEARCH:
19

NUMBER OF

FACULTY:

19

(FULL-TIME EQUIVALENT)

RESEARCH EXCELLENCE FRAMEWORK (REF):

85%

of the Institute's research was rated as

WORLD-LEADING or **INTERNATIONALLY EXCELLENT**

OUR GRADUATES

89%

OF POSTGRADUATE LEAVERS

from the Institute were **in employment, completing further study** or **taking time out** just six months after graduation

GRADUATE EMPLOYMENT SECTORS INCLUDED:

CONSULTANCY

**ADVERTISING,
MARKETING AND PR**

**POLITICS AND
GOVERNMENT**

MPhil/PhD European Studies

Start date: 27 September 2018

Duration: 3 to 4 years

Minimum entry requirement: Merit in a taught master's degree in related discipline with a distinction in the dissertation

English requirement: Research

GRE/GMAT requirement: None

Tuition fee: See page 42

Financial support: LSE PhD Studentships, ESRC funding

Application deadline: 14 June 2018. Funding deadlines: 8 January and 26 April 2018

We welcome applications for inter-disciplinary and cross-disciplinary research on Europe in one of the Institute's four broad research themes: governance and democracy in the European Union; political economy in Europe; European society; and Europe beyond the EU. You can pursue the doctorate in a wide variety of disciplines which include politics, economics, political economy, economic geography, philosophy and political sociology. In preparation for your own research, as part of the MPhil, you will follow the Research Workshop in European Studies course, and you will also take at least one research methods course from the European Institute or another Department. The School has a long history of research expertise, having won the prestigious UACES doctoral prize for the best PhD in European Studies four times. Besides having access to outstanding academic facilities, you will have the added advantage of being situated in a world class social science institution with a powerful public profile. The European Institute alone typically offers 120 public lectures or events per year.

lse.ac.uk/phd/euro

MSc European Studies (Research)

Start date: 27 September 2018

Duration: 12 months full-time, 24 months part-time

Minimum entry requirement: 2:1 degree or equivalent in social science

English requirement: Standard

GRE/GMAT requirement: None

Tuition fee: £20,904

Financial support: Graduate Support Scheme

Application deadline: None – rolling admissions

Intake/applications in 2016: 3/16

The MSc European Studies (Research) will allow you to combine the study of substantive themes in European integration with a strong methodological training. It will provide you with a methodologically and historically grounded, multidisciplinary analysis of Europe as a political, economic and cultural space. It also analyses European integration and the post-communist transformation process. You will take courses from a range of options from European Institute MSc degrees, together with intensive research design and methods training. You will use methodology to drive your research and will be supported in developing research questions of real-world relevance. You will be trained in both quantitative and qualitative methods and will learn to apply them robustly throughout your research process, in order to best answer your question. You will also attend a programme of guest lectures from distinguished outside speakers, including business leaders and policy-makers. This programme will provide an ideal preparation for doctoral study, as well as for successful careers in politics, journalism, diplomacy, business and in international financial institutions.

lse.ac.uk/grad/esres

MSc EU Politics

Start date: 27 September 2018
Duration: 12 months full-time, 24 months part-time
Minimum entry requirement: 2:1 degree or equivalent, preferably in a social science subject
English requirement: Standard
GRE/GMAT requirement: None
Tuition fee: £20,904
Financial support: Graduate Support Scheme
Application deadline: None – rolling admissions
Intake/applications in 2016: 52/206

This programme offers a multidisciplinary analysis of contemporary European Union government, politics and public policy, including its impact on member states and the broader international system. Its broad spectrum of courses draws on comparative political science, international relations, EU law and European political economy and is based across the European Institute, and the Departments of Government and International Relations. It covers a wide array of topics across more than fifty courses, and you will have the opportunity to draw on the expertise of the largest number of academic experts in European government, politics and public policy in Europe. In addition to gaining a thorough knowledge of the EU, you will be able to analyse it in a multifaceted way which combines problem-solving and detailed empirical knowledge with the latest theoretical perspectives. We provide training in advanced analytical research skills combined with hands-on practical insights into EU politics and policy-making.

lse.ac.uk/grad/eup

MSc Global Europe: Culture and Conflict

Start date: 27 September 2018
Duration: 12 months full-time only
Minimum entry requirement: 2:1 degree or equivalent in any discipline
English requirement: Standard
GRE/GMAT requirement: None
Tuition fee: £20,904
Financial support: Graduate Support Scheme
Application deadline: None – rolling admissions
Intake/applications in 2016: 28/108

This programme explores the multifaceted opportunities and challenges globalisation brings to Europe. By situating Europe within a global context, you will explore how culture both structures conflicts and is used as a strategic tool to resolve them.

The programme will enable students with backgrounds in the social sciences or the humanities to engage with contemporary cultural conflicts in a multi- and inter-disciplinary way, using methods of investigation from international relations, political theory, sociology, anthropology, and media studies. You will be able to choose optional courses from across different disciplines, allowing you to tailor your studies to your interests and career goals. It will provide you with a strong foundation for a variety of academic and non-academic careers, in the private or public sector at national, European, or global levels; foreign policy; journalism; education; working for activist organisations in the NGO sector; or working in specialised agencies concerned, for example, with migrants or minorities.

lse.ac.uk/grad/gecc

MSc International Migration and Public Policy

Start date: 27 September 2018

Duration: 12 months full-time, 24 months part-time

Minimum entry requirement: 2:1 degree or equivalent in social science or another field with relevant work experience

English requirement: Standard

GRE/GMAT requirement: None

Tuition fees: £20,904

Financial support: Graduate Support Scheme

Application deadline: None – rolling admissions

Intake/applications in 2016: 19/102

This programme offers a unique range of courses that will deepen your knowledge of migration and mobility issues and help you gain new insight into public policy responses to international migration at the global, regional, national and local level. It takes a systematic multidisciplinary approach to central controversies in the comparative analysis of public policy responses to immigration and migrant integration issues across different levels of governance, including a focus on the growing role of the EU in European and international migration management. The programme is divided into three parts: foundation (two half unit courses which provide a thorough grounding in immigration and migrant integration issues); specialisation (through a wide range of optional migration- and migration-related courses offered across LSE); and research (a 10,000 word research project on an advanced topic). You can benefit from the established public lecture and seminar series organised by the LSE Migration Studies Unit. Additionally, we recommend you take the non-assessed course Interdisciplinary Research Methods and Design.

lse.ac.uk/grad/impp

MSc Political Economy of Europe

Start date: 27 September 2018

Duration: 12 months full-time, 24 months part-time

Minimum entry requirement: 2:1 degree or equivalent in any of the social sciences

English requirement: Standard

GRE/GMAT requirement: None

Tuition fees: £20,904

Financial support: Graduate Support Scheme

Application deadline: None – rolling admissions

Intake/applications in 2016: 84/205

The programme provides a historically grounded, multi-disciplinary analysis of European integration and national transformation processes, taught by staff with experience of policy-making in Europe. You will focus on aspects of European integration and reform, along with public policy-making in European countries through the lens of an evolving state-market relationship. You will be able to choose from specialist courses in aspects of political economy; the EU; European Identity; and courses with a more geographical focus. You will also attend a programme of guest lectures from distinguished outside speakers, including business leaders and policy-makers.

The programme considers the different processes of economic integration in the context of historical and current debates about the nature of political economy, allowing you to explore how these different theoretical approaches can be successfully applied to policy choices and empirical puzzles in the EU as a whole and in its member-states.

lse.ac.uk/grad/pdee

LSE-Sciences Po Double Master's Degree in European Studies

Start date: August/September 2018 at Sciences Po, Paris (provisional)

Duration: 24 months full-time only

Minimum entry requirement: 2:1 degree or equivalent in any discipline, and French language competence equivalent to TCF level 500

English requirement: Standard

GRE/GMAT requirement: None

Tuition fee: Year one (Sciences Po) TBC, year two (at LSE) in 2019: £21,744 (provisional)

Financial support: Financial support available at Sciences Po for the first year. For the second year, LSE Graduate Support Scheme funding (apply during your first year). French and British nationals may be eligible for the Entente Cordiale scholarship

Application deadline: Apply directly to Sciences Po, by 23 March 2018 (provisional)

Sciences Po and LSE have come together to offer high-achieving undergraduate students a joint curriculum in European studies. Bilingual (French and English), and spanning a wide range of disciplines, this very select programme is delivered by renowned EU specialists, many with practical experience of policymaking. The programme focuses on the history, politics, policies and institutions of the EU; on the ideas which underpin the European project; and on the political, economic and social challenges facing Europe. Your first year is spent at Sciences Po, in the Master Affaires Européennes; the second year takes place within the European Institute at LSE studying either MSc Global Europe: Culture and Conflict, MSc Political Economy of Europe or MSc EU Politics.

lse.ac.uk/grad/ddes



Finance

The Department of Finance is devoted to excellence in teaching and research in the full range of the subfields of finance, including corporate finance, asset pricing theory, risk management, empirical analysis of capital markets, behavioural finance, portfolio analysis, derivatives pricing, microstructure and financial econometrics.



LSE's Department of Finance is one of the largest and most reputable finance departments, and the School is advantageously located in the centre of London, one of the world's leading financial centres. LSE also has a great reputation with employers. Thanks to the extensive career support here, I was successful in landing a job at an investment bank focused on technology-driven growth companies.

Meerim Amanova
Bishkek, Kyrgyzstan
MSc Risk and Finance



The Department is one of the largest and most highly-regarded finance groups in Europe. It is closely associated with LSE's Financial Markets Group which regularly hosts a wide variety of seminars, conferences and public addresses by leading academics and practitioners.

With over 200 graduate students selected from a pool of top applicants world-wide, a faculty recruited from the top departments internationally, and a steady flow of distinguished visitors, we provide a stimulating environment for research and learning that is on par with the best in the world.

NUMBER OF GRADUATE STUDENTS (FULL-TIME EQUIVALENT)

TAUGHT:
270

+

RESEARCH:
25

NUMBER OF

FACULTY:

37

(FULL-TIME EQUIVALENT)

RESEARCH EXCELLENCE FRAMEWORK (REF):

86% of the Department's research was rated as **WORLD-LEADING** or **INTERNATIONALLY EXCELLENT**

OUR GRADUATES

85%

OF POSTGRADUATE LEAVERS

from the Department were **in employment, completing further study** or **taking time out** just six months after graduation

GRADUATE EMPLOYMENT SECTORS INCLUDED:

CONSULTANCY

**BANKING
AND FINANCE**

**ACCOUNTING
AND AUDIT**

MRes/PhD Finance

Start date: Late August 2018 for Route 1 (2 year MRes), or mid-September 2018 for Route 2 (1 year MRes)

Duration: 4 to 6 years

Minimum entry requirement: Merit in a taught master's in finance, economics or another subject with a strong quantitative component

English requirement: Standard

GRE/GMAT requirement: GMAT or GRE is required for all applicants (GRE is preferred)

Tuition fee: See page 42

Financial support: LSE PhD Studentships, ESRC funding

Application deadline: 26 April 2018. Funding deadlines: 8 January and 26 April 2018

This programme aims to produce students whose research is of the highest international quality, and is designed to provide a broad-based training in theoretical and empirical research methods in finance. Our programme is unique in its integration of finance and economics. You will take first-year micro and macro courses together with PhD students in Economics, but will differentiate by taking advanced courses in financial econometrics, asset pricing and corporate finance during the first two years of the programme. We are able to offer opportunities for research in virtually any field in finance. We have strengths in both theory and empirics, asset pricing and corporate finance, as well as financial econometrics, behavioural finance, macro-finance, and microeconomic analysis of financial markets and institutions. Our close links with the Financial Markets Group enable students to attend regular seminars, workshops and conferences given by internationally renowned speakers.

lse.ac.uk/phd/fi

MSc Finance (full-time)

Start date: Pre-sessional course begins early September 2018

Duration: 10 months full-time only (see Bologna Process page 11)

Minimum entry requirement: 2:1 degree or equivalent in any discipline and good quantitative skills

English requirement: Standard

GRE/GMAT requirement: GMAT or GRE is required for all applicants without a UK undergraduate degree (GMAT strongly preferred). GMAT is recommended for applicants with UK undergraduate degrees, especially those whose quantitative skills are not demonstrated by their undergraduate studies, or those who did not achieve or are not expected to achieve a first class degree

Tuition fee: £34,200

Financial support: Graduate Support Scheme

Application deadline: None – rolling admissions

Intake/applications in 2016: 100/1,580

This generalist finance master's has been designed to meet the needs of high-level graduates from fields not specifically related to finance, whose career objectives lie within the financial services sector. You will gain an in-depth grounding in corporate finance and financial markets, before tailoring the degree to your goals with a range of elective courses, including a number of specifically designed applied courses. You will have the opportunity to gain deeper practical insight and links to the City, and will benefit from close interaction with leading international finance researchers and practitioners. The programme enjoys an excellent reputation amongst employers, with alumni now working in a wide range of institutions, consultancies, investment banks and boutique firms.

lse.ac.uk/grad/fft

MSc Finance and Economics

Start date: Pre-sessional course begins in late August 2018

Duration: 10 months full-time only (see Bologna Process page 11)

Minimum entry requirement: 2:1 degree or equivalent in a quantitative subject, with at least a year of calculus and semester of linear algebra

English requirement: Standard

GRE/GMAT requirement: GMAT or GRE is required for applicants without a UK undergraduate degree and it is recommended for applicants with a UK undergraduate degree who did not achieve or are not expected to achieve a first class degree

Tuition fee: UK/EU £26,976; overseas £27,504

Financial support: Graduate Support Scheme

Application deadline: None – rolling admissions

Intake/applications in 2016: 60/840

This interdisciplinary degree is taught jointly by the Department of Finance and the Department of Economics, two of the most highly rated departments in their subject areas in the world. The programme draws on the School's strengths in economics, finance and econometrics to impart a rigorous and deep understanding of financial markets, grounded in financial economics and econometric methods. Students will learn about investments, asset pricing, derivatives, portfolio management and corporate finance through the coherent lens of financial economics. The programme provides a thorough exposure to econometric methods, including time series analysis, with applications to financial models and data. This programme will be of particular interest if you plan a career in a financial institution or a role in industry which calls for advanced analytical skills, although it provides a thorough preparation for a variety of careers. The programme also provides an excellent foundation for PhD research in the area.

lse.ac.uk/grad/fe





MSc Finance and Private Equity

Start date: Pre-sessional course begins early September 2018

Duration: 10 months full-time only (see Bologna Process page 11)

Minimum entry requirement: 2:1 degree or equivalent in any discipline and good quantitative skills

English requirement: Standard

GRE/GMAT requirement: GMAT or GRE is required for all applicants without a UK undergraduate degree (GMAT strongly preferred). GMAT is recommended for applicants with UK undergraduate degrees, especially those whose quantitative skills are not demonstrated by their undergraduate studies, or those who did not achieve or are not expected to achieve a first class degree

Tuition fee: £34,200

Financial support: Graduate Support Scheme

Application deadline: None – rolling admissions

Intake/applications in 2016: 60/824

This is the world's only finance master's degree with an integrated specialisation in the study of private equity. You will have unparalleled access to leading private equity researchers and practitioners who have actively participated in the deals which are studied. In the first term you will take Asset Markets and Corporate Finance. In the second term, you will study a dedicated course taught by the School's Abraaj Group Chair in Finance and Private Equity. This will explore the structure of private equity (PE) funds and how PE can be used in start-ups, in scaling-up cash flow businesses, and in restructuring firms facing financial distress. It explores the link between PE and venture capital on the one hand and public securities markets on the other.

lse.ac.uk/grad/fpe

MSc Risk and Finance

Start date: Pre-sessional course begins September 2018

Duration: 12 months full-time only

Minimum entry requirement: 2:1 degree or equivalent in any discipline, should include some mathematics and statistics

English requirement: Standard

GRE/GMAT requirement: GMAT or GRE is recommended for all applicants and it is required for applicants without a UK undergraduate degree (GMAT preferred)

Tuition fee: UK/EU £26,976; overseas £27,504

Financial support: Graduate Support Scheme

Application deadline: None – rolling admissions

Intake/applications in 2016: 49/985

The success of organisations depends upon their ability to operate in the face of risk. The growing awareness of these problems has meant that risk management is now recognised as requiring special skills central to the functioning of the organisation. This is an interdisciplinary master's programme designed to provide a comprehensive view of risk perception, management and control as encountered in a wide variety of contexts. The programme addresses such questions as: What are the appropriate ways to measure and assess risk? How does the organisation of enterprises, governments or markets increase or decrease risk? What are the techniques for risk shifting in markets, firms or societies? You will acquire a broad knowledge of risk management and regulation, and deepen your competency in a chosen area of specialisation. Programme supporters Deutsche Bank are involved in a series of practitioner seminars which run throughout the programme.

lse.ac.uk/grad/rf

Gender

The Department of Gender Studies was established in 1993 as the Gender Institute to address the major intellectual challenges posed by contemporary changes in gender relations. This remains a central aim of the Department today, which is the largest research and teaching unit of its kind in Europe. Students come from all corners of the globe and enter gender studies from a diverse range of disciplinary backgrounds.

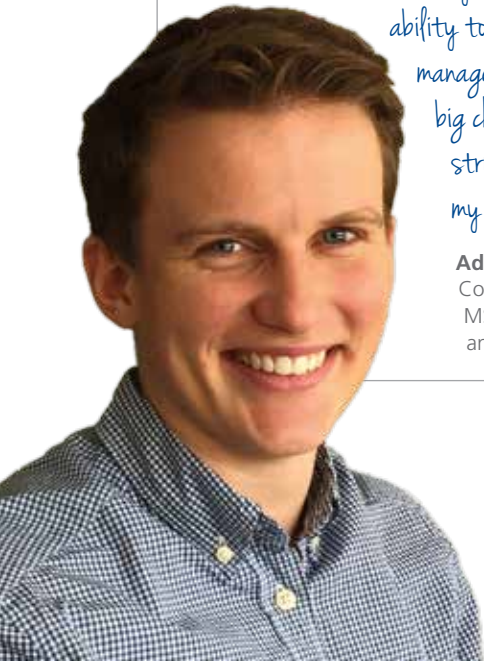


I was keen to explore gender as a social construct to understand how it controls and forms society, groups, and individuals. The Department also provided an excellent opportunity for me to be surrounded by a diverse and multicultural group of people from all over the world. The challenging environment and focus on self-study has cemented my ability to take charge, manage my time, face big challenges, overcome struggles and enhance my career.

Adam Dall
Copenhagen, Denmark
MSc Gender, Media
and Culture

The Department is unique in bringing together approaches from across the social sciences and humanities to address key problems in gender studies from intersectional and transnational perspectives. Our work is informed by the belief that all social processes are “gendered”, and that understanding gender relations is therefore a crucial component in any social science research. Faculty and student research within the Department focuses on the gendered nature of range of sites, including the labour market, representation and culture, development and research methodologies. So too we understand gender as a complex term that is linked to other power relations such as family, sexuality, race, ethnicity, age, religion, austerity, violence and migration. The focus of research projects ranges across local, national and international contexts, but we are united in our concern to understand the nature of gendered inequality in times of crisis. We provide a leading role internationally in combining innovative theory and epistemology with policy concerns. Our research-led approach results in a vibrant research environment and a unique teaching programme that prepares students for various careers within and outside of academia.

lse.ac.uk/gender





NUMBER OF FACULTY:
10
(FULL-TIME EQUIVALENT)

war, globalisation, sexuality, migration, representation, employment, media, history...

all of these are

GENDERED

OUR GRADUATES

88%
OF POSTGRADUATE LEAVERS

from the Department were **in employment, completing further study or taking time out** just six months after graduation

GRADUATE EMPLOYMENT SECTORS INCLUDED:

CONSULTANCY

POLITICS AND GOVERNMENT

NGOs, CHARITIES AND INTERNATIONAL DEVELOPMENT



MPhil/PhD Gender

Start date: 27 September 2018

Duration: 3 to 4 years

Minimum entry requirement: Taught master's, usually with distinction, in a related discipline

English requirement: Research

GRE/GMAT requirement: None

Tuition fee: See page 42

Financial support: LSE PhD Studentships, ESRC funding

Application deadline: 26 April 2018. Funding deadlines: 8 January and 26 April 2018

The research work of the Department of Gender Studies is critical, transnational, and interdisciplinary. Our research is variously positioned in relation to different fields of study within the social sciences and humanities, but in each case, the focus on gender means testing conventional disciplinary boundaries and developing alternative methodologies. All research addresses the tenacity of gender power relations and gendered inequalities in a period of global transformation and falls under four broad themes: bodies and sexualities, gender and social policy, globalisation, development and inequalities, representation, narrative and culture. PhD applications are welcome in any of these areas. For 2018/19 applications are particularly welcome for research on inequality in global or local labour markets; social and economic policies; migration and mobility; and social movements for economic and labour rights. You will receive core gender theory, epistemology and methodology training to prepare you for research and writing, and ongoing training across the period of your studies.

lse.ac.uk/phd/gen

MSc Gender

MSc Gender (Research)

MSc Gender (Sexuality)

Start date: 27 September 2018

Duration: 12 months full-time, 24 months part-time

Minimum entry requirement: 2:1 degree or equivalent in social sciences or humanities

English requirement: Higher

GRE/GMAT requirement: None

Tuition fee: UK/EU £13,536; overseas £20,904

Financial support: Graduate Support Scheme, ERSC funding (research track)

Application deadline: None – rolling admissions

Intake/applications in 2016: 19/69

The MSc Gender is a flexible degree which offers you the opportunity to develop expertise in a range of gender theories, and stresses the significance of gender for knowledge and research design. You are trained in how to treat gender as an interdisciplinary object of study, as an analytic approach with a history of exciting scholarship, and with intersectional and transnational implications for research. In addition to the compulsory courses, you are able to choose from a range of options in order to develop your own gender studies pathway and focus on key research areas. The MSc Gender (Research) combines a thorough grounding in contemporary theories of gender with advanced training in quantitative and qualitative research methodologies. The Sexuality pathway introduces you to the field of sexuality and gender studies and explores the significance of theories, politics and representations of sexuality for understanding everyday life from a transnational perspective.

lse.ac.uk/grad/gen

lse.ac.uk/grad/gen-res

lse.ac.uk/grad/gen-s

MSc Gender, Development and Globalisation

Start date: 27 September 2018

Duration: 12 months full-time, 24 months part-time

Minimum entry requirement: 2:1 degree or equivalent in any discipline

English requirement: Higher

GRE/GMAT requirement: None

Tuition fee: UK/EU £13,536; overseas £20,904

Financial support: Graduate Support Scheme

Application deadline: None – rolling admissions

Intake/applications in 2016: 28/134

This distinctive interdisciplinary programme focuses on integrating the theoretical analysis of gender with questions of globalisation and development. It aims to provide a thorough understanding of economic and social processes that shape the contemporary global world and their gendered outcomes. It considers diverse analytical tools for the analysis of development and globalisation from a uniquely gendered perspective. Emphasis is placed on the analysis and theorisation of socio-economic and spatial aspects of change, particularly changes in working patterns, living arrangements, experiences and subjectivities. A series of case studies and readings of ethnographies will link global and local issues and the lives of people across the globe. The programme will be of great intellectual value if you are seeking to understand gender issues in a global and transnational context, or seeking to contribute to policy-making or to do further research in this field. It provides the necessary analytical understanding to inform policy-making and independent research and prepares students for careers in policy-making institutions and NGOs as well as in academia.

lse.ac.uk/grad/gdg

MSc Gender, Media and Culture

Start date: 27 September 2018

Duration: 12 months full-time, 24 months part-time

Minimum entry requirement: 2:1 degree or equivalent in social science or relevant humanities discipline

English requirement: Higher

GRE/GMAT requirement: None

Tuition fee: UK/EU £13,536; overseas £20,904

Financial support: Graduate Support Scheme

Application deadline: None – rolling admissions

Intake/applications in 2016: 18/179

The programme employs a gender perspective to critically examine such questions as how representations in the media may reinforce or subvert social roles and ideologies; how gendered forms of address and identification have been theorised across different visual and print cultures; the role of a variety of media forms in critiquing or contributing to wider social processes such as globalisation, conflict and migration. In addition to the core units in gender theory, media and communication and gender and media representation, you can choose from a range of options offered by the Gender Institute and the Department of Media and Communications. You are encouraged to interrogate a variety of theoretical and methodological approaches to the gendered analysis of contemporary media and culture. Graduates are able to bring highly desirable gender analysis skills to a wide variety of settings, including: the media and publishing, government departments, international institutions, charities, non-governmental organisations (NGOs), private consultancy firms and education.

lse.ac.uk/grad/gmc

MSc Gender, Policy and Inequalities

Start date: 27 September 2018

Duration: 12 months full-time, 24 months part-time

Minimum entry requirement: 2:1 degree or equivalent in social science or relevant discipline

English requirement: Higher

GRE/GMAT requirement: None

Tuition fee: UK/EU £13,536; overseas £20,904

Financial support: Graduate Support Scheme

Application deadline: None – rolling admissions

Intake/applications in 2016: 20/121

The MSc Gender, Policy and Inequalities is an interdisciplinary programme that provides advanced study in the application of gender theory to the academic study of social policy, planning and practice. It aims to give you a grounded understanding of the concepts and theories relevant to a gender analysis of social policy in a global and comparative context, with tracks that provide an emphasis on the issues facing either less economically developed or European countries. The teaching methods stimulate and facilitate critical engagement with mainstream social policy literature, and the way that gender inequality has been conceptualised, operationalised and interpreted.

You will take compulsory courses in gender, some of which focus specifically on gender and policy, or gender and international development, and will choose from a range of optional courses across the Department and the School. Finally, you will produce a 10,000 word dissertation.

lse.ac.uk/grad/gpi

MSc Women, Peace and Security

Start date: 27 September 2018

Duration: 12 months full-time only

Minimum entry requirement: 2:1 degree or equivalent in relevant discipline

English requirement: Higher

GRE/GMAT requirement: None

Tuition fee: UK/EU £13,536; overseas £20,904

Financial support: Graduate Support Scheme

Application deadline: None – rolling admissions

Intake/applications in 2016: New programme from 2017

This unique programme is concerned with the ways in which women and gender are understood in relation to, and affected by, regional, national and global peace and security processes in conflict and post-conflict settings. Located in the Centre for Women, Peace and Security and the Department of Gender Studies, students will fully participate in its cross-sectoral community from around the world. In addition to regular lectures, students will benefit from guest practitioner seminars, workshops and classes led by experts in the field – Visiting Fellows and Professors, Activists in Residence, other members of the Centre, and other departments. It will make use of national and transnational empirical material and case studies that will incorporate interdisciplinary texts and perspectives from theory, policy, and practice. This programme is suitable for those who have been working as practitioners in the field of conflict and post-conflict humanitarian assistance, development and peace governance, as well as those graduating from undergraduate degrees more recently.

lse.ac.uk/grad/wps

Geography and Environment

As we attempt to improve human welfare and environmental quality, it is vital that we have a good understanding of the social, political and economic forces which shape development and social change in our interdependent global economy.



I was drawn to LSE's specific focus on applied economics, particularly with regard to climate change and the environment. The depth of the teaching staff's expertise then confirmed it was the ideal place to study environmental economics. I plan to continue my studies after graduation, specifically researching the impact of renewable energy policies on the electricity market in different US states.

Jacob Wellman
Albuquerque, New Mexico, USA
MSc Environmental Economics
and Climate Change



The Department of Geography and Environment at LSE is distinctive in that it concentrates on the social scientific aspects of geography and environmental studies, placing great emphasis on multidisciplinary teaching and research and focusing on policy-relevant work. We focus on the spatial dimensions of economic, social and environmental processes and problems. Department research primarily takes place in three thematic clusters: Economic Geography and Regional Science; Environmental Economics and Policy; Urbanisation, Planning and Development.

The clusters are closely associated with large externally-funded research centres: the ESRC Spatial Economics Research Centre (SERC), the Grantham Research Institute on Climate Change and the Environment (incorporating the ESRC Centre for Climate Change Economics and Policy), and the Latin America and Caribbean Centre respectively. Staff in each of these research clusters have responsibility for teaching specialist courses, ensuring that students benefit from the most up-to-date understanding of the issues involved.

NUMBER OF GRADUATE STUDENTS (FULL-TIME EQUIVALENT)

TAUGHT:
281

+

RESEARCH:
45

NUMBER OF

FACULTY:

37

(FULL-TIME EQUIVALENT)

RESEARCH EXCELLENCE FRAMEWORK (REF):

84%

of the Department's research was rated as

WORLD-LEADING or **INTERNATIONALLY EXCELLENT**

OUR GRADUATES

89%

OF POSTGRADUATE LEAVERS

from the Department were **in employment, completing further study** or **taking time out** just six months after graduation

GRADUATE EMPLOYMENT SECTORS INCLUDED:

RESEARCH

BANKING AND FINANCE

POLITICS AND GOVERNMENT

MPhil/PhD Human Geography and Urban Studies | MPhil/PhD Economic Geography | MPhil/PhD Environmental Economics | MPhil/PhD Environmental Policy and Development | MPhil/PhD Regional and Urban Planning

Start date: 27 September 2018

Duration: 3 to 4 years

Minimum entry requirement: Taught master's degree, with a minimum of 65 per cent average and at least 70 in dissertation, in a related discipline

English requirement: Research

GRE/GMAT requirement: None

Tuition fee: See page 42

Financial support: LSE PhD Studentships, ESRC funding

Application deadline: 26 April 2018. Funding deadlines: 8 January and 26 April 2018

The Department runs five PhD programmes; in Economic Geography, Environmental Economics, Environmental Policy and Development, Human Geography and Urban Studies, and Regional and Urban Planning.

These five programmes reflect the range of expertise in the Department, which produces world class research in economic, urban and development geography, environmental social science and climate change. Like our staff, you will operate at the very highest academic level, and benefit from being at the forefront of research in your chosen field. As part of your PhD training, you will take a range of compulsory and optional courses. Specifically, you will take core courses in human geography, economic geography, environmental economics or environmental policy (depending on your programme) as well as relevant specialist MSc-level courses to take you to the leading edge of your chosen discipline and topic. You can also select from courses offered by LSE's Department of Methodology to help you prepare for your research.

lse.ac.uk/phd/geo-urb

lse.ac.uk/phd/eco-geo

lse.ac.uk/phd/env-eco

lse.ac.uk/phd/env-poldev

lse.ac.uk/phd/reg-urb



MSc Environment and Development

Start date: 27 September 2018

Duration: 12 months full-time, 24 months part-time

Minimum entry requirement: 2:1 degree or equivalent in any discipline, preferably a social science. Will consider appropriate work experience in addition to sound academic background

English requirement: Standard

GRE/GMAT requirement: None

Tuition fee: UK/EU £13,536; overseas £20,904

Financial support: Graduate Support Scheme, ESRC funding

Application deadline: None – rolling admissions

Intake/applications in 2016: 50/318

The world is experiencing rapid and unprecedented changes to its natural environment, while human societies and economies are undergoing profound transformations. This programme explores the linkages between environment and development. It provides rigorous training in the social science dimensions of environmental and development policy, management and evaluation within a developing country context. The study of environment and development is multi-disciplinary by nature, and the programme integrates key concepts and perspectives from core social science disciplines. You will gain an understanding of the issues involved in sustainable development both from a theoretical and practical perspective. You will also develop a deep understanding of the way environmental degradation and low levels of development are linked, and analyse meaningful policies that aspire to make economic development more environmentally sound and ultimately sustainable.

lse.ac.uk/grad/ed

MSc Environmental Economics and Climate Change

Start date: 27 September 2018

Duration: 12 months full-time, 24 months part-time

Minimum entry requirement: 2:1 degree or equivalent in any discipline, preferably a social science. Will consider appropriate work experience in addition to sound academic background

English requirement: Standard

GRE/GMAT requirement: None

Tuition fee: UK/EU £13,536; overseas £20,904

Financial support: Graduate Support Scheme, ESRC funding

Application deadline: None – rolling admissions

Intake/applications in 2016: 44/270

Environmental economics is playing an increasingly central role in understanding the causes of, and designing policy solutions to, contemporary environmental and resource problems. It has been instrumental in informing policy across the world, for example in the creation of markets for pollutants such as carbon, or the design of new instruments for the conservation of ecosystem services. Across a wide range of issues, from biodiversity loss to sustainable economic development, the theory and applied tools of environmental economics are uniquely placed to inform and guide decision-makers in addressing environmental challenges. You will gain a well-developed understanding of environmental and resource economics, its conceptual foundations and practical tools of analysis and will also learn to apply these concepts and methods to the analysis, appraisal and valuation of a wide range of environmental problems and policies.

lse.ac.uk/grad/eccc

MSc Environmental Policy and Regulation

Start date: 27 September 2018

Duration: 12 months full-time, 24 months part-time

Minimum entry requirement: 2:1 degree or equivalent in any discipline, preferably a social science. Will consider appropriate work experience in addition to sound academic background

English requirement: Standard

GRE/GMAT requirement: None

Tuition fee: UK/EU £13,536; overseas £20,904

Financial support: Graduate Support Scheme, ESRC funding

Application deadline: None – rolling admissions

Intake/applications in 2016: 35/225

The need for greater environmental protection is becoming increasingly acknowledged in public and private sectors. This programme analyses the nature and efficacy of different approaches to environmental policy and regulation. It considers the influence of different forms of environmental policy and regulation at the international, national and local levels and the role of environmental evaluation techniques. Issues are addressed within a distinctive social science framework that uses theory to understand practice, thereby equipping you with the skills to work on environmental policy and regulation in the public, private or NGO sectors. You will gain a deeper understanding of the tools available for environmental policy and regulation, the diverse contexts within which they operate, and evaluate the impact of policies for the economy, society and the natural environment.

lse.ac.uk/grad/epr

MSc Human Geography and Urban Studies (Research)

Start date: 27 September 2018

Duration: 12 months full-time, 24 months part-time

Minimum entry requirement: 2:1 degree or equivalent in geography or social science

English requirement: Standard

GRE/GMAT requirement: None

Tuition fee: UK/EU £13,536; overseas £20,904

Financial support: Graduate Support Scheme, ESRC funding

Application deadline: None – rolling admissions

Intake/applications in 2016: 2/18

Human geography and urban studies are dynamic and pertinent areas of the social sciences, drawing together concerns with space, economy, society and the environment. This programme provides an understanding of the key themes of contemporary geographical thought and allows you to develop an appreciation of the methodological implications of such theoretical developments. Additionally, you will be able to develop a substantive field of research interest. This programme will be of interest if you have studied geography or a related social science subject at undergraduate level and are now looking for a more focused introduction to human geographical research. It is designed as a preparation for study at PhD level, as well as further training in a broad range of substantive geographical and environmental themes. It draws on the breadth of theoretical understanding, research expertise and practical experience in the Department as well as the strength of LSE's offering across the social sciences, allowing for learning in specialised courses elsewhere in LSE.

lse.ac.uk/grad/hgus

MSc Local Economic Development

Start date: 27 September 2018
Duration: 12 months full-time
Minimum entry requirement: 2:1 degree or equivalent in social science
English requirement: Standard
GRE/GMAT requirement: None
Tuition fee: UK/EU £13,536; overseas £20,904
Financial support: Graduate Support Scheme, ESRC funding
Application deadline: None – rolling admissions
Intake/applications in 2016: 44/251

Rapid technological and informational changes, an unprecedented drive towards globalisation of the world economy and the rapid expansion of world trade are among some of the changes affecting economic development today. In this context, local and regional economies increasingly need new responses and demand specialist skills to exploit the opportunities these changes offer. The MSc Local Economic Development, accredited by the Institute for Economic Development (IED), prepares students to meet these challenges. You will focus on the variety of ways in which local and regional agencies can work with the private sector in order to stimulate local economies. You will also develop an understanding of the local, national and international trends in business organisation and a knowledge of the variety of local agents involved. The programme emphasises management issues of local capacity building, attracting investment, network building, infrastructure, human resources, and focuses as well on the rationale and impact of regional and local development policies and on the role of institutions.

lse.ac.uk/grad/led

MSc Real Estate Economics and Finance

Start date: 27 September 2018
Duration: 12 months full-time, 24 months part-time
Minimum entry requirement: 2:1 degree or equivalent with a background in economic analysis and strong quantitative and technical skills
English requirement: Standard
GRE/GMAT requirement: GMAT or GRE is required from all applicants except those with (or expecting) a UK undergraduate degree, or who have obtained a UK master's degree (GRE preferred)
Tuition fee: £22,440
Financial support: Graduate Support Scheme, ESRC funding
Application deadline: None – rolling admissions
Intake/applications in 2016: 48/306

This master's integrates current academic economic and financial analysis and research with an applied study of real estate markets and finance and an international perspective. You will acquire significant theoretical and technical knowledge to equip you to understand urban economic processes, price determination in land and real property markets, and their interrelation with investment markets, investment analysis and portfolio choice as well as the impact of land use regulations, transport, public policy and socio-economic change. This programme will appeal if you wish to work, or are already working, in a specialised area relating to property and urban analysis, real estate finance or investment analysis. The programme benefits from a partnership with the Investment Property Forum (IPF), providing a number of benefits for students, including fast-track membership to the forum, and an agreement with the Royal Institution of Chartered Surveyors (RICS), thus conferring professional recognition.

lse.ac.uk/grad/reef

MSc Regional and Urban Planning Studies

Start date: 27 September 2018

Duration: 12 months full-time, 24 months part-time

Minimum entry requirement: 2:1 degree or equivalent in relevant social science, or professional qualifications and experience

English requirement: Standard

GRE/GMAT requirement: None

Tuition fee: UK/EU £13,536; overseas £20,904

Financial support: Graduate Support Scheme, ESRC funding, Oram-Stott-Schlusche Scholarship

Application deadline: None – rolling admissions

Intake/applications in 2016: 31/138

This is a unique planning programme as it is based on the economics, geography and the politics of land-use planning, drawing on LSE's strength in interdisciplinary teaching. The programme has a long tradition in training both people seeking careers in urban and regional planning policy and mid-career professionals, and attracts students from all over the world. The MSc aims to provide a common understanding of the various influences affecting the planning process, and to teach a set of research skills that will help planners in practice. These skills include urban and regional economic analysis, the evaluation of environmental and regional policies and the study of institutional and political factors that impact city and regional development. We provide strong professional linkages through our alumni network, links to the Association of European Planning Schools, and a partnership agreement with the Royal Institution of Chartered Surveyors (RICS), which confers professional recognition upon graduation.

lse.ac.uk/grad/rups

MSc Urbanisation and Development

Start date: 27 September 2018

Duration: 12 months full-time, 24 months part-time

Minimum entry requirement: 2:1 degree or equivalent in social science, or a degree in another field with relevant work experience

English requirement: Standard

GRE/GMAT requirement: None

Tuition fee: UK/EU £13,536; overseas £20,904

Financial support: Graduate Support Scheme

Application deadline: None – rolling admissions

Intake/applications in 2016: 20/129

At a time when three-quarters of the world's urban population, and over 90 per cent of future urban population growth, will be in the developing world, it is vital we understand the relationships between urbanisation and development from both theoretical and empirical standpoints. The MSc reviews urbanism and urbanisation from colonial to contemporary periods, emphasising demographic, social, economic, cultural and political processes. It pays particular attention to the origins and claims of development theory and practice, and the aims and achievements of contemporary urban policy from a wide variety of thematic and theoretical perspectives. The programme attempts to provide a conceptual and empirical basis from which to understand urban problems and critically evaluate prescribed solutions. You will learn how policy intentions and outcomes can be evaluated from economic, social, political and cultural perspectives, from international to local scales, and in ways sensitive to concerns for gender, ethnicity, social justice and democratic deepening.

lse.ac.uk/grad/ud

LSE-Sciences Po Double Degree in Urban Policy

Start date: August/September 2018 at Sciences Po, Paris (to be confirmed)

Duration: 23 months full-time only

Minimum entry requirement: 2:1 degree or equivalent in any discipline, and French Language proficiency, equivalent to TCF level 500/DALF C1

English requirement: Standard

GRE/GMAT requirement: None

Tuition fee: Year one at Sciences Po: TBC; year two at LSE (2019/20): UK/EU £14,088 (provisional); overseas £21,744 (provisional)

Financial support: Financial support available at Sciences Po for the first year. For the second year, LSE Graduate Support Scheme funding (apply during your first year). French and British nationals may be eligible for the Entente Cordiale scholarship

Application deadline: 23 March 2018 (provisional)

This distinctive dual degree devoted to urban management and policy combines the strengths of two leading international centres of research in city development and urban governance. It lasts two academic years: the first year is spent at Sciences Po, in the Master Stratégies Territoriales et Urbaines; the second year is spent at LSE, following one of three MSc programmes, in either Local Economic Development, Regional and Urban Planning Studies, or Urbanisation and Development. Spanning a wide range of disciplines, including public management, economic development, urbanisation, project management, urban social analysis, and planning, this selective bilingual programme will enable you to develop an understanding of the political, economic and social issues raised by contemporary urbanisation, at local and international level, with a curriculum focused on the analytic tools used in the field. On completion, you will be awarded a master's from Sciences Po in Stratégies Territoriales et Urbaines, and an MSc from LSE in Urban Policy.

lse.ac.uk/grad/ddup



Government

The Department of Government at LSE is one of the largest political science departments in the UK and covers almost all areas of politics. We offer a comprehensive range of academic approaches, from political theory, political economy, rational choice theory, public policy, nationalism, conflict studies, and comparative government to the history of institutions and policy. Many faculty members have particular regional expertise on Europe, the Middle East, Asia and or Latin America.



My MSc year was one of the most intense and exhilarating experiences of my life. It enabled me to hone my research skills, think critically on a range of issues and to analyse and evaluate accepted knowledge. These skills undoubtedly helped me in my internship at the think-tank DEMOS, where I worked on a comparative research project on the impact of the British Government's comprehensive spending review on the educational and social mobility of UK youth.

Ellen Maunder
Swansea, South Wales
MSc Global Politics

Being based within the only UK institution that specialises solely in the social sciences is a great benefit and our graduate programmes involve close collaboration with other departments and institutions in the School, including the European Institute, Methodology, Urban and Regional Planning (in the Geography Department), International Relations, International Development, and Law.

Our students come from all corners of the globe, as do our academic visitors and faculty. Accordingly, the Department has a strongly cosmopolitan character and its alumni are to be found in some of the leading departments of political science and in journalism, commerce, central and local government, and non-governmental organisations in the UK and across the world.

lse.ac.uk/government



NUMBER OF GRADUATE STUDENTS (FULL-TIME EQUIVALENT)

TAUGHT:
316

+

RESEARCH:
32

NUMBER OF

FACULTY:

61

(FULL-TIME EQUIVALENT)

RESEARCH EXCELLENCE FRAMEWORK (REF):

88% of the Department's research was rated as **WORLD-LEADING** or **INTERNATIONALLY EXCELLENT**

OUR GRADUATES

91%

OF POSTGRADUATE LEAVERS

from the Department were **in employment, completing further study** or **taking time out** just six months after graduation

GRADUATE EMPLOYMENT SECTORS INCLUDED:

NGOs, CHARITIES AND INTERNATIONAL DEVELOPMENT

EDUCATION AND TEACHING

POLITICS AND GOVERNMENT

MRes/PhD Political Science

Start date: 27 September 2018

Duration: 3 to 5 years

Minimum entry requirement: First class or very good upper second class honours degree (normally 65+) and a taught master's degree (or equivalent) in political science or a closely related discipline

English requirement: Higher

GRE/GMAT requirement: None

Tuition fee: See page 42

Financial support: LSE PhD Studentships, ESRC funding

Application deadline: 8 January 2018. Funding deadline: 8 January 2018

The MRes/PhD Political Science provides world-leading methods training, participation in a lively and open research culture, and the opportunity to be part of one of the best departments in political science and political studies in the world. You will join a small and highly selective entering class, of about 8-12 students from around the world. Together you will embark on the MRes portion of the programme, which is a structured route to the PhD. In the first year, you will take a series of courses and prepare a Research Prospectus. You will be trained in research design and research methods and also take courses from a broad range of graduate specialisms. You will study with acknowledged leaders in their fields and learn what political scientists know (and don't know), examine key debates and where the discipline is going. Subject to satisfactory performance, you will be "upgraded" to the PhD programme and will implement your research plan.

lse.ac.uk/phd/pol

MSc Comparative Politics

Start date: 27 September 2018

Duration: 12 months full-time, 24 months part-time

Minimum entry requirement: 2:1 degree or equivalent in any discipline

English requirement: Higher

GRE/GMAT requirement: None

Tuition fee: £20,904

Financial support: Graduate Support Scheme

Application deadline: None – rolling admissions

Intake/applications in 2016: 66/276

Comparative politics is the comparative study of political systems. The MSc Comparative Politics looks for sophisticated analytical answers to basic political questions: Why are some countries democratic while others are not? Why are some countries torn by ethnic conflict? Do constitutions matter? The programme is methodologically eclectic yet rigorous, with an emphasis on historical approaches. It offers courses in the fields of democracy and democratisation, nationalism and ethnicity, comparative political economy and political institutions, popular politics, and politics of the developing world as well as a wide range of country and area specific options. Regional focuses include Latin America, Sub-Saharan Africa, the Middle East, India, China and South-East Asia. You can choose a specialism allowing you to develop deeper expertise on any of these subject areas within comparative politics. The programme is good preparation for further research work or for a career in media, political consultancy, international organisations, public administration or the private sector.

lse.ac.uk/grad/cp

MSc Conflict Studies

Start date: 27 September 2018

Duration: 12 months full-time,
24 months part-time

Minimum entry requirement: 2:1 degree
or equivalent in any discipline

English requirement: Higher

GRE/GMAT requirement: None

Tuition fee: £20,904

Financial support: Graduate Support Scheme

Application deadline: None – rolling admissions

Intake/applications in 2016: 55/310

The MSc Conflict Studies is dedicated to the analysis of violent conflict and its management or resolution. Its interests range from the interaction of high-level international, domestic and local politics, to the ideological, cultural and political economy factors in violent conflict. The faculty is pedagogical and methodological pluralists, interested in explaining the causes, dynamics and outcomes of conflict and developing new perspectives on the institutional and non-institutional means by which conflicts can be better managed. Conflict Studies has at its core some fundamental questions about what causes violent conflict. Why does it happen when it does and where it does? How and why do conflicts change over time? What can be done to manage or resolve a conflict? What is the role of international politics, or civil society? We aim to address these major questions that are pivotal to the comparative study of politics. The involvement of leading experts in the field will provide you with insights and critical thinking on the latest theoretical developments, research, and best policy practices.

lse.ac.uk/grad/cs

MSc Global Politics

Start date: 27 September 2018

Duration: 12 months full-time,
24 months part-time

Minimum entry requirement: 2:1 degree
or equivalent in any discipline

English requirement: Higher

GRE/GMAT requirement: None

Tuition fee: £22,440

Financial support: Graduate Support Scheme

Application deadline: None – rolling admissions

Intake/applications in 2016: 37/339

The MSc Global Politics is based in the Department of Government and taught by Government, the International Relations Department, the Department of International Development and the European Institute. It brings together many of the unique resources of these departments into a leading, interdisciplinary programme on globalisation, global governance and global politics. It makes the most of LSE staff expertise at the cutting edge of debates about globalisation and global politics. The MSc includes a compulsory course, The Politics of Globalisation, which draws on specialist knowledge from across LSE's politics staff to offer a comprehensive introduction to the changing structure of the global order, and the contemporary challenges of global politics. In addition, you will select courses from over fifty courses related to various aspects of global politics, and will complete a dissertation on an approved topic of your choice. This programme will be a good preparation for further research work, or for a career in education, the public services or the private sector at national, international or global levels.

lse.ac.uk/grad/gp

MSc Political Science and Political Economy

Start date: 27 September 2018

Duration: 12 months full-time, 24 months part-time

Minimum entry requirement: 2:1 degree or equivalent in any discipline

English requirement: Higher

GRE/GMAT requirement: None

Tuition fee: £20,904

Financial support: Graduate Support Scheme

Application deadline: None – rolling admissions

Intake/applications in 2016: 38/226

The MSc Political Science and Political Economy provides a sound professional training in formal political science and in quantitative oriented approaches to political economy. You will acquire the knowledge and techniques to analyse political processes, institutional design and public policy-making in liberal democracies.

It offers courses in political economy, elections, legislature, executive governments, public policy, development, and international political economy within the framework of a political science oriented programme. This MSc will provide a set of skills which are highly sought after in public policy making, policy analysis, business, political consultancy and public affairs.

This programme is an excellent preparation for further research work (including a PhD or research in quantitative political science) or for a career in education, public administration or the private sector.

lse.ac.uk/grad/pspe

MSc Political Theory

Start date: 27 September 2018

Duration: 12 months full-time, 24 months part-time

Minimum entry requirement: 2:1 degree or equivalent in any discipline

English requirement: Higher

GRE/GMAT requirement: None

Tuition fee: UK/EU £13,536; overseas £20,904

Financial support: Graduate Support Scheme

Application deadline: None – rolling admissions

Intake/applications in 2016: 38/135

Political theory is the study of the good society. Public debate is dominated by controversies such as what justice requires of citizens and the state; what the most important rights and liberties are; and what protection there should be for minorities in majoritarian democracies. Political theory provides a scholarly examination of these questions, informed by adjacent debates in moral philosophy, legal theory, historical study, and political science. Currently, there are eight political theorists in the Department of Government, which is one of the largest concentrations of specialists in the world. Staff research interests are in diverse areas including comparative political theory, contemporary normative theory, the history of political thought, feminist theory, and rational and social choice theory. We aim to address issues in a global context. The programme includes a compulsory course and a wide range of optional courses, and you will also complete a dissertation on an approved topic of your choice. The programme is a good preparation for further research work, or for a career in education, public administration, NGOs or the private sector.

lse.ac.uk/grad/pt

MSc Public Policy and Administration

Start date: 27 September 2018

Duration: 12 months full-time, 24 months part-time

Minimum entry requirement: 2:1 degree or equivalent in any discipline

English requirement: Higher

GRE/GMAT requirement: None

Tuition fee: £20,904

Financial support: Graduate Support Scheme

Application deadline: None – rolling admissions

Intake/applications in 2016: 46/540

This programme offers high-quality teaching by leading scholars in public administration, public management, public policy and political science. You will take a compulsory course in Approaches and Issues in Public Policy and Administration and will choose from a number of courses in the areas of public management and public policy, in addition to a methods course, and completing a dissertation. By taking appropriate combinations of courses students can obtain the MSc with a specialised stream in Comparative Public Policy and Administration or Public Management, and can choose to have the specialisation noted on their degree certificates. Graduates of this programme follow careers in a broad variety of fields including education, public policy research, advice and consultancy as well as government and the media. They have gone on to occupy senior positions in a range of organisations including the Financial Times, the National Audit Office, Morgan Stanley, the World Bank, leading universities and research institutes worldwide as well as the national, regional and local civil services of many countries.

lse.ac.uk/grad/ppa

MSc Regulation

Start date: 27 September 2018

Duration: 12 months full-time, 24 months part-time

Minimum entry requirement: 2:1 degree or equivalent in any discipline

English requirement: Higher

GRE/GMAT requirement: None

Tuition fee: UK/EU £13,536; overseas £20,904

Financial support: Graduate Support Scheme

Application deadline: None – rolling admissions

Intake/applications in 2016: 17/80

Regulatory growth and reform, like privatisation, has seen an international “policy boom” in recent years. Governments have increasingly used regulation in preference to other policy instruments. It therefore plays a central role in the contemporary understanding of law and public policy. As a field of study, regulation requires a multi-disciplinary approach, because legal, political and economic issues are intertwined and each has to be understood to make sense of the overall process. The MSc Regulation is based in the Department of Law and the Department of Government and offers you the chance to study regulation within a systematic framework. The programme has a multidisciplinary core combining studies in law, political science and institutional economics. Our distinctive approach concentrates on institutional issues and behaviour in regulation – regulatory bureaucracies, interest groups, legislators and courts – in addition to the economic aspects of regulation. We aim to bring together the contrasting North American and European perspectives on regulation, and to juxtapose experience of regulatory practice with theoretical ideas about how regulation works.

lse.ac.uk/grad/reg



LSE-PKU Double Degree in Public Administration and Government

Start date: Early September 2018 at PKU Beijing

Duration: 24 months full-time only

Minimum entry requirement: 2:1 degree or equivalent in any discipline

English requirement: Higher

GRE/GMAT requirement: None

Tuition fee: Year one at PKU: CNY 80,000 (provisional). Year two at LSE (2019/20): £21,744 (provisional)

Financial support: Graduate Support Scheme (for year two at LSE – apply in year one)

Application deadline: 23 March 2018 (provisional)

Offered jointly by LSE and Peking University, this innovative double MSc degree offers an outstanding opportunity for graduate students and young

professionals. The first year is spent at Peking University, with a focus on public policy and administration in China and the Asia Pacific region. The second year is spent at LSE, where you will follow the programme of the MSc Public Policy and Administration including a range of compulsory and optional courses, as well as completing a research-based dissertation.

The programme combines an empirical and theoretical approach to public policy and administration. You will engage at an advanced level with the latest academic research and undertaking your own research-based term work and dissertation. This programme will be a good preparation for further research work or for a career in education, public administration or the private sector, the media, politics and law.

lse.ac.uk/grad/ddpag



Health Policy

The Department of Health Policy pursues excellence in teaching and research across the full range of topics covering health policy and health economics. Each year, the Department teaches the largest student cohort globally devoted to health policy and economics.



The degree allows you to take a multitude of paths afterwards including health consulting, health economics roles, aid and development work as well as policy roles. Gaining the breadth of knowledge from the MSc Global Health allows you to fully understand the broader context of health systems which makes you far more confident in deciding your chosen career path.

Fiona Sing
Waikato, New Zealand
MSc Global Health



We work to advance, transmit, and sustain knowledge and understanding of health policy, health economics, and health services research through our multidisciplinary research, innovative teaching and public policy engagement programmes. Our research addresses the public health and health care challenges of the 21st century, to advance population health both nationally and internationally. We are committed to meeting the needs of an expanding global health sector by training the next generation of health care leaders with policy and economics skills. Our objective is to develop critical thinking and applied problem-solving skills, and policy-relevant experiences that empower and inspire students to make a positive difference in the world. The Department is a research-led teaching environment and contributed to the ranking of LSE as the UK leader for social policy in the 2014 Research Excellence Framework. Our research centres, such as LSE Health, PSSRU at LSE, the National Institute for Health Research School for Social Care Research (SSCR) and the European Observatory on Health Systems and Policies, have outstanding national and international reputations. We have strong, ongoing links to national and international policy makers in governments, international organisations, and the non-profit and private sectors.

lse.ac.uk/health

NUMBER OF GRADUATE STUDENTS (FULL-TIME EQUIVALENT)

TAUGHT:
135

NUMBER OF FACULTY:

16

(FULL-TIME EQUIVALENT)

LSE HEALTH, one of the Department's research centres, has a **collaborative approach**, benefiting from expertise from the Departments of **Social Policy, Management** and **Accounting**

THE LSE HEALTH SOCIETY is a **platform for communication** and **information** among students about the **healthcare field**

LIKELY GRADUATE EMPLOYMENT SECTORS INCLUDE:

NGOs, CHARITIES AND INTERNATIONAL DEVELOPMENT

EDUCATION AND TEACHING

POLITICS AND GOVERNMENT

PHARMACEUTICALS AND SCIENCE

CONSULTANCY

MSc Global Health

Start date: 27 September 2018

Duration: 12 months full-time,
24 months part-time

Minimum entry requirement: 2:1 degree or equivalent in any discipline, social science background advantageous

English requirement: Standard

GRE/GMAT requirement: None

Tuition fees: UK/EU £17,384; overseas £24,440

Financial support: Graduate Support Scheme

Application deadline: None – rolling admissions

Intake/applications in 2016: 29/154

The numerous and complex health threats across the globe require a coordinated response, cutting across multiple sectors and using expertise from multiple disciplines. This has made the study of global health one of the most exciting developments in interdisciplinary social science. The MSc Global Health draws on LSE's world-renowned expertise in economics and political science to analyse the range of health issues and policy responses affecting low and middle income countries. It combines these vital subjects to understand the mechanisms behind global health activity, as well as offering you options to develop tangible skills for careers in global health such as policy analysis, evidence review, and cost-effectiveness assessment. This programme is based in LSE Health, one of the world's most highly rated research centres in international health policy and health economics, both for its research and its institutional links. You will leave LSE with the knowledge and skills to accelerate or refocus your career, preparing you for research, advisory, consulting, and leadership roles.

lse.ac.uk/grad/ghealth

MSc Health Policy, Planning and Financing

This is a joint programme provided by LSE and the London School of Hygiene and Tropical Medicine (LSHTM). You should apply through LSHTM. If you also wish to apply for an LSE-only programme, you should submit a separate application to LSE

Start date: Late September 2018 at LSHTM

Duration: 12 months full-time,
24 months part-time

Tuition fees: Please see the LSHTM website

Application deadline: None – rolling admissions

Further information:

Email mschppf@lshtm.ac.uk

The MSc Health, Policy and Finance aims to develop critical analysis of issues within health policy, planning and financing, and enable students to devise appropriate health policy responses. The programme is taken by students from a wide range of backgrounds including: social science or medical training; health service managers or health care providers and those who have worked in national health care systems, international agencies or NGOs. This programme provides training relevant to countries at all levels of development, although participants are able to specialise in issues of common concern to countries with similar health systems and problems. This programme is based in the Department of Social Policy and at the London School of Hygiene and Tropical Medicine (LSHTM) and offers students the opportunity to have close contact with leading research centres in the field of health policy, such as LSE Health and Social Care based in the Department of Social Policy.

lse.ac.uk/grad/hppf

MSc International Health Policy

Start date: 27 September 2018

Duration: 12 months full-time,
24 months part-time

Minimum entry requirement: 2:1 degree or
equivalent in any discipline

English requirement: Standard

GRE/GMAT requirement: None

Tuition fees: UK/EU £16,392; overseas £23,448

Financial support: Graduate Support Scheme

Application deadline: None – rolling admissions

Intake/applications in 2016: 45/224
(includes IHP (HE))

This programme is designed to give a comprehensive view of current and emerging problems faced by policy-makers in predominantly high-income countries. It will equip you with the skills necessary to critically analyse these issues, and be able to devise appropriate responses. Courses cover the foundations of health policy, financing health care, an introduction to health economics, including cost-effectiveness analysis, and pharmaceutical economics and policy. You will choose from a wide range of options and undertake a dissertation, which many students pursue on a placement offered as part of the programme. You will gain analytical and technical skills as well as a deep understanding of health policy and will have excellent career prospects in national health policy and public policy, research, advisory or advocacy roles in the health care industry, as well as in national and international agencies, and private and non-profit sectors. Taught by a range of world-renowned faculty, you will also benefit from contact with research staff in LSE Health and PSSRU at LSE, who will share their experience of advising policy-makers in a large range of settings.

lse.ac.uk/grad/ihp

MSc International Health Policy (Health Economics)

Start date: 27 September 2018

Duration: 12 months full-time,
24 months part-time

Minimum entry requirement: 2:1 degree or
equivalent in any discipline

English requirement: Standard

GRE/GMAT requirement: None

Tuition fees: UK/EU £16,392; overseas £23,448

Financial support: Graduate Support Scheme

Application deadline: None – rolling admissions

Intake/applications in 2016: 45/224
(includes IHP)

The MSc International Health Policy (Health Economics) programme is designed to give a comprehensive view of current and emerging health care problems from an applied microeconomics perspective. You will concentrate on important health policy issues through the application of economic principles. Courses include Financing Health Care, the principles of Health Economics, Advanced Health Economics, Statistical Methods in Health Care Economic Evaluation, Cost Effectiveness Analysis and Applied Health Econometrics, as well as a range of complementary options. You will acquire a range of highly marketable health economics tools and techniques that can be applied to a wide range of issues across a range of settings. The programme includes a dissertation, which many students pursue on placement. Graduates leave with a deep understanding of health economics and have excellent career prospects, given that LSE is highly respected and recognised by employers across the globe. Taught by a range of world-renowned faculty, you will also benefit from contact with research staff in LSE Health and PSSRU at LSE, including specialists in a range of subject areas.

lse.ac.uk/grad/ihp-he

International Development

The Department of International Development promotes interdisciplinary graduate teaching and research on processes of social, political and economic development and change. The Department is dedicated to understanding problems of poverty and late development within local communities, as well as national and international political and economic systems.



The MSc Development Management is an interdisciplinary programme covering an array of development issues. I have gained many insights as to why nations fail, from both geographical and institutional perspectives. LSE is one of the top universities in the world and I am taught by some of the best brains in development. I have been lectured by Teddy Brett, Jean-Paul Faguet and Elliot Green, amongst others.

Fiona Imabli
Nairobi, Kenya
MSc Development Management



Research and teaching is concerned with the causes of poverty, social exclusion, economic stagnation, humanitarian crises and human security. We aim to provide our students with an understanding of why and how some late developing countries have succeeded in overcoming these problems while others have not or have seen their progress derailed by disasters and conflicts.

The Department conducts research and teaching across six broad themes: complex emergencies, security, and humanitarianism in war-torn societies; comparative politics of development; governance, civil society, and informal politics; development management; development economics; and the politics of global health. Faculty have considerable experience of living and working in the developing world, and most have engaged in policy relevant research and consultancy work with international development agencies or non-governmental organisations.

NUMBER OF GRADUATE STUDENTS (FULL-TIME EQUIVALENT)

TAUGHT:
299

+

RESEARCH:
13

NUMBER OF

FACULTY:

35

(FULL-TIME EQUIVALENT)

RESEARCH EXCELLENCE FRAMEWORK (REF):

81%

of the Department's research was rated as

WORLD-LEADING or **INTERNATIONALLY EXCELLENT**

OUR GRADUATES

87%

OF POSTGRADUATE LEAVERS

from the Department were **in employment, completing further study** or **taking time out** just six months after graduation

GRADUATE EMPLOYMENT SECTORS INCLUDED:

NGOs, CHARITIES AND INTERNATIONAL DEVELOPMENT

POLITICS AND GOVERNMENT

EDUCATION AND TEACHING

MRes/PhD International Development

Start date: 27 September 2018

Duration: 4 to 5 years

Minimum entry requirement: Taught master's degree with 65 or above overall and in the dissertation element, or equivalent

English requirement: Standard

GRE/GMAT requirement: Highly recommended but not compulsory

Tuition fee: See page 42

Financial support: LSE PhD Studentships, ESRC funding

Application deadline: 26 April 2018.
Funding deadline: 8 January 2018

The Department of International Development has established a vibrant MRes/PhD programme with students employing a variety of disciplinary and interdisciplinary methods from across the social sciences to research questions of development around the globe.

The MRes programme is the entry point to the research stream and is designed to both train you in a common academic heritage and to provide significant flexibility to develop advanced methodological and theoretical skills within disciplinary specialisms appropriate to your research interests. In addition, you will develop any necessary language skills and background knowledge of specific topics related to your research. You will also participate in a research student seminar series.

You will need to meet certain criteria set by the Department, including achieving a certain mark in your PhD proposal, in order to progress to the PhD portion of the programme.

lse.ac.uk/phd/id

MSc African Development

Start date: 27 September 2018

Duration: 12 months full-time,
24 months part-time

Minimum entry requirement: 2:1 degree or equivalent in any discipline. Social science or humanities advantageous

English requirement: Standard

GRE/GMAT requirement: None

Tuition fee: UK/EU £13,536; overseas £20,904

Financial support: Graduate Support Scheme

Application deadline: None – rolling admissions

Intake/applications in 2016: 36/160

This programme aims to provide students with a high quality academic introduction to the study of politics, economic development and economic policy in Africa. The programme employs political economy approaches to understand the variegated national trajectories of African states, regionalism and localism in politics and economics, and the political and economic forces that shape Africa's insertion into the global economy.

You will track the causes and effects of the shifts in development theory and practice since the mid-twentieth century, which have exerted powerful effects on public policy in Africa. A focus on specific events and places within the continent will be set within the global context of institutional, environmental and technological transformations shaping Africa's future.

In addition to compulsory courses introducing African political economy and development policy, you will take a broad range of courses on topics including health, humanitarianism and development.

lse.ac.uk/grad/afdm

MSc Development Management

Start date: 27 September 2018

Duration: 12 months full-time,
24 months part-time

Minimum entry requirement: 2:1 degree or equivalent in any discipline. Social science or humanities advantageous

English requirement: Standard

GRE/GMAT requirement: None

Tuition fee: £20,904

Financial support: Graduate Support Scheme

Application deadline: None – rolling admissions

Intake/applications in 2016: 86/752

Development is not just about increasing growth and political and social rights. It is about creating self-sustaining institutions that liberate societies from low-level deprivation traps by increasing productivity, freedom and cooperative interdependence. The MSc gives you the theory and practical tools to drive such transformations forward by enabling you to understand why some societies have succeeded and others have failed. It is built around a theory-led approach to the role of institutions and organisations in development, using both classical institutional theory and the new institutional economics. We delve into the role of institutions in explaining the comparative statics of development (why some countries are rich and others poor), as well as comparative dynamics (the development process across different countries and regions). A distinctive feature of the programme is the Development Management Project, a team-based consulting exercise for real-world, public, private, and non-profit organisations, such as the World Bank, Oxfam, DFID, UNICEF, and the Emerging Markets Group.

lse.ac.uk/grad/dm

MSc Development Studies

Start date: 27 September 2018

Duration: 12 months full-time,
24 months part-time

Minimum entry requirement: 2:1 degree or equivalent in any discipline. Social science or humanities advantageous

English requirement: Standard

GRE/GMAT requirement: Not required but will be considered if submitted

Tuition fee: UK/EU £13,536; overseas £20,904

Financial support: Graduate Support Scheme

Application deadline: None – rolling admissions

Intake/applications in 2016: 99/676

No field in contemporary social science is more challenging and exciting than the study of development – the processes involved in overcoming poverty and creating healthy, wealthy and sustainable societies. The master's provides high quality academic training in development studies using contemporary social science theory to understand the processes, policy and practice of development. The course Development: History, Theory and Policy introduces the theories and historical experience of development, as well as cutting-edge policy debates, providing you with the foundation to engage with the economic, political and social dimensions of development policy and practice. You will also choose from a wide range of optional courses to deepen or broaden your disciplinary training, or take up the advanced study of a particular region of the developing world. Students come from diverse academic and professional backgrounds, and recent graduates have gone on to work in government, international development agencies, NGOs, development consultancies and think tanks, or to PhD study.

lse.ac.uk/grad/ds

MSc Health and International Development

Start date: 27 September 2018

Duration: 12 months full-time,
24-28 months part-time

Minimum entry requirement: 2:1 degree
or equivalent in any discipline

English requirement: Standard

GRE/GMAT requirement: None

Tuition fees: UK/EU £13,536; overseas £20,904

Financial support: Graduate Support Scheme

Application deadline: None – rolling admissions

Intake/applications in 2016: New programme
from 2017

This programme focuses on the complex relationships between health and poverty and inequality within and between countries and institutions. You will learn to evaluate multi-disciplinary evidence on a range of global

health issues and interventions. You will be able to apply this evidence to policy analysis and development and understand how politics, power and moral frameworks influence global health policy.

This is a flexible programme which will provide you with academically rigorous interdisciplinary training in health and international development. Optional courses enable you to shape your studies to your own needs and interests, choosing from courses within International Development or from other departments and institutes within the School. Students come from diverse international and professional backgrounds. This programme will prepare you for a career in a wide range of professional positions and organisations, including: NGOs, INGOs, government, development institutions, and the private sector.

lse.ac.uk/grad/hid



MSc International Development and Humanitarian Emergencies

Start date: 27 September 2018

Duration: 12 months full-time, 24 months part-time

Minimum entry requirement: 2:1 degree or equivalent in any discipline. Social science or humanities advantageous

English requirement: Standard

GRE/GMAT requirement: None

Tuition fee: UK/EU £13,536; overseas £20,904

Financial support: Graduate Support Scheme

Application deadline: None – rolling admissions

Intake/applications in 2016: 57/468

This programme focuses on understanding the dynamics of humanitarian and complex emergencies as well as providing a solid foundation in development issues such as poverty reduction, wealth creation and the expansion of human capabilities. This is a flexible programme

that provides students with an academically rigorous graduate level interdisciplinary training in the fields of international development and humanitarianism. While the core course, Key Issues in Development Studies, and Managing Humanitarianism provides an excellent overview of the key issues and debates in international development, optional courses enable you to shape your studies to your own needs and interests. A valuable part of the programme is the humanitarian consultancy project, where you work in a small team on a current policy issue for a humanitarian, development or emergency based organisation. Past clients have included UNICEF, UNHCR, the UK Disasters Emergency Committee, DFID, International Alert, the ICRC, MSF, NATO, the UK Army and Save the Children. This exposure to the real world of organisations and practitioners is an excellent experience which will boost your employability.

lse.ac.uk/grad/idhe



International History

Founded in 1954, the Department of International History is one of the youngest departments at LSE, but it has already risen to become one of the top five university history departments in the UK, thanks to both its internationally renowned graduate programme and research record. Its reputation as a centre of new developments in the study of international history is now recognised as a separate school of thought: the “London School”.



LSE is a centre of excellence based in the greatest city in the world. The lecturers in my field of study are second to none. I am studying Egyptian modern history - a subject which has great relevance today. After LSE, my priority is to democratise knowledge through the international media. I will continue to pursue my academic work through teaching, and writing historical books, but will also be producing historical documentaries and articles for larger audiences.

Nabila Ramdani
Paris, France
PhD International History

We teach and conduct research on the international history of Britain, Europe and the world from the early modern era up to the present day. It is an ideal location for those wishing to explore world history. The courses offered at graduate level cover a wide range of cultures and periods, and allow students to build upon and move beyond the nationally based histories traditionally taught at school and in many other universities.

Particular areas of expertise include Europe, the Middle East, Africa, China, India, Japan and the United States. The cosmopolitan nature of the student body itself enhances classroom discussions of past and present international controversies.



NUMBER OF GRADUATE STUDENTS (FULL-TIME EQUIVALENT)

TAUGHT:
150

+

RESEARCH:
25

NUMBER OF

FACULTY:

27

(FULL-TIME EQUIVALENT)

RESEARCH EXCELLENCE FRAMEWORK (REF):

78% of the Department's research was rated as **WORLD-LEADING** or **INTERNATIONALLY EXCELLENT**

OUR GRADUATES

88%

OF POSTGRADUATE LEAVERS

from the Department were **in employment, completing further study** or **taking time out** just six months after graduation

GRADUATE EMPLOYMENT SECTORS INCLUDED:

POLITICS AND GOVERNMENT

EDUCATION AND TEACHING

CONSULTANCY

MPhil/PhD International History

Start date: 27 September 2018

Duration: 3 to 4 years

Minimum entry requirement: Taught master's degree in related discipline with at least 67 overall and in the dissertation

English requirement: Research

GRE/GMAT requirement: None

Tuition fee: See page 42

Financial support: LSE PhD Studentships

Application deadline: 31 May 2018. Funding deadline: 8 January 2018

The Department of International History at LSE is one of the UK's leading centres of historical research. With its emphasis on the international context of historical developments, it provides a supportive, but challenging environment for those interested in undertaking a research project leading to a PhD in International History. It offers a comprehensive range of special areas for research, ranging from the early 16th century to the late 20th century. You will register for the MPhil initially and will progress to the PhD subject to satisfactory performance. Throughout your studies, you will partake in research training alongside your academic research. This will involve attending and participating in workshops and specialised research seminars in order to develop skills specific to your needs. You will also be able to draw on an unparalleled diversity of archival resources in London. We are able to supervise work drawing on materials in Russian, Hebrew, Arabic, Chinese and Persian, in addition to the more common European languages.

lse.ac.uk/phd/ih

MSc Empires, Colonialism and Globalisation

Start date: 27 September 2018

Duration: 12 months full-time, 24 months part-time

Minimum entry requirement: 2:1 degree or equivalent in any discipline

English requirement: Higher

GRE/GMAT requirement: None

Tuition fees: UK/EU £13,536; overseas £20,904

Financial support: Graduate Support Scheme

Application deadline: None – rolling admissions

Intake/applications in 2016: 22/79

The MSc Empires, Colonialism and Globalisation focuses on the phenomenon of imperialism and related issues, including technologies and ideologies of empire, notions of race, ethnicity and gender, economic development and underdevelopment, and trans-regional flows and interactions.

You will take a compulsory course designed to provide you with knowledge of the history and historiography of empires since the fifteenth century, and their legacy for our world today. This will be complemented by a wide range of specialist options from the Departments of International Development, Government, Economic History, International History and Geography, as well as the European Institute and the Gender Institute. You will engage at an advanced level with the latest academic research in the field, and undertake your own term papers and a research-based dissertation.

lse.ac.uk/grad/ecg

MSc History of International Relations

Start date: 27 September 2018

Duration: 12 months full-time, 24 months part-time

Minimum entry requirement: 2:1 degree or equivalent in any discipline

English requirement: Higher

GRE/GMAT requirement: None

Tuition fees: UK/EU £13,536; overseas £20,904

Financial support: Graduate Support Scheme

Application deadline: None – rolling admissions

Intake/applications in 2016: 47/161

This programme is aimed at those looking for a taught graduate programme in history in an international context. It caters for a wide variety of students, including those who have studied history at an undergraduate level and those who are making the transition from related subjects such as political science, modern languages, economics, law or journalism.

You will take at least two specialised history options, choosing from options that span the globe geographically and range chronologically from the Renaissance to the end of the Cold War. You will also have the opportunity to take a relevant course offered by another LSE department, and to prepare a detailed, research-based 10,000 word dissertation. Teaching is research-led and delivered by those who are at the cutting edge of the field.

lse.ac.uk/grad/hir

MSc Theory and History of International Relations

Start date: 27 September 2018

Duration: 12 months full-time, 24 months part-time

Minimum entry requirement: 2:1 degree or equivalent in any discipline

English requirement: Higher

GRE/GMAT requirement: None

Tuition fees: UK/EU £13,536; overseas £20,904

Financial support: Graduate Support Scheme

Application deadline: None – rolling admissions

Intake/applications in 2016: 27/97

This is a joint degree with the International Relations Department and based in the International History Department. This degree allows you to sample courses in both Departments, giving you a chance to understand and appreciate the theoretical and the empirical approach to the study of international relations. The structure of the degree is intended to ensure a good balance between the two disciplines. You choose one broad course in each Department, before using your third option to select one of the many highly specialised courses offered by the two Departments. You can specialise in a wide range of geographical regions or other aspects of international relations including world wars, East-West conflict, and European integration. You will then complete your degree by doing a history dissertation, which will give you the chance to conduct your own empirical research on a detailed historical case study.

This programme provides an excellent preparation for careers in business, consulting, government, international agencies, the media, politics and law, or for advanced academic research.

lse.ac.uk/grad/thir

LSE-Columbia University Double Degree International and World History

Start date: 4 September 2018 at Columbia, New York

Duration: 22 months full-time only

Minimum entry requirement: 2:1 degree or equivalent in any discipline

English requirement: Higher

GRE/GMAT requirement: None

Tuition fees: Year one (Columbia): \$57,078 (provisional), Year two at LSE (2019): £21,744 (provisional)

Financial support: Tuition Reduction Scholarships, selected by Columbia. Graduate Support Scheme (for year two at LSE – apply in year one)

Application deadline: 15 January 2018 and 16 March 2018

we got here, we cannot begin to know where we are heading. This master's programme at Columbia and LSE will ask students to explore our world by studying the forces that have been remaking it: migration, trade, technological revolutions, epidemic disease, environmental change, wars and diplomacy. Working with preeminent historians in the field, students will analyse large-scale historical processes, pursue empirical research, and produce their own comparative and cross-cultural histories. The further development of the study of international history in this broad sense depends on the internationalisation of the training and skills of the next generation of experts. This double degree draws on the faculties of two of the world's leading centres of international affairs, which have the expertise and commitment to provide the training and skills needed. It offers close contact in seminars and colloquia with mentors in different intellectual and cultural settings in two global cities.

Our world is more interconnected than ever. We call it globalisation, but without good histories to explain how

lse.ac.uk/grad/ddiwh



LSE-PKU Double MSc Degree International Affairs

Start date: September 2018 at PKU, Beijing

Duration: 24 months full-time only

Minimum entry requirement: 2:1 degree or equivalent in any discipline

English requirement: Higher

GRE/GMAT requirement: None

Tuition fees: Year one at PKU: CN95,000.
Year two at LSE (2019): £21,744 (provisional)

Financial support: Graduate Support Scheme (for year two at LSE – apply in year one)

Application deadline: None – rolling admissions

Organised jointly by LSE and Peking University, this double MSc degree offers an outstanding opportunity for graduate students and young professionals. The first year is spent at the School of International Studies at Peking University, studying the international relations

of China and the Asia Pacific region. The second year is spent at LSE, studying the theory and history of global international relations. It will enable you to gain an insight into international affairs through studying at the best universities in the social sciences in China and in Europe

At Peking University, you will take a compulsory course on Chinese Politics and Diplomacy and can select other courses among the wide variety on offer in the School of International Studies. You will complete the first year programme by writing and defending a dissertation on a topic relevant to their studies. You can be taught in English or Chinese. At LSE, you will take courses in both the International Relations and the International History Departments, and will complete the programme with a dissertation on a relevant topic in international history.

lse.ac.uk/grad/ddia



International Relations

International Relations has been taught at LSE since 1924 when Philip Noel-Baker was appointed to a new, privately-endowed Chair of International Relations. The Department, which was set up three years later, was the first of its kind, and has remained a leading world centre for the development of the subject ever since.



LSE's reputation as one of, if not the, top institution to study international relations is what attracted me to the programme. Being taught by leading world specialists who live and breathe their subject is really inspiring. It makes you feel like you're involved in a place where world changes are being influenced. After I graduate, I hope to work in an international organisation such as the Ministry of Foreign Affairs or United Nations.

Claire Waghorn
Nelson, New Zealand
MSc International Relations



In the early years the Department drew heavily on other disciplines, in particular Diplomatic History and International Law; but in the 1960s the leadership passed to Geoffrey Goodwin and Fred Northedge, both of whom were graduates of the Department. They took the study of international relations into a new era, as well as helping to establish the Centre for International Studies in 1967, and the graduate programme in European Studies launched in 1972. They also helped found the student-run journal, *Millennium: Journal of International Studies* which is one of the most prestigious international relations journals.

The Department is also closely associated with the development of a specifically “English School” of International Relations but does not endorse a particular orthodoxy. Our aim is to offer students a broad range of options including major theoretical perspectives on international relations, the study of conflict as well as conflict management, the work of the major international institutions, and the major regions of the world from Europe to the Middle East.

NUMBER OF GRADUATE STUDENTS (FULL-TIME EQUIVALENT)

TAUGHT:
210

+

RESEARCH:
41

NUMBER OF

FACULTY:

36

(FULL-TIME EQUIVALENT)

RESEARCH EXCELLENCE FRAMEWORK (REF):

88%

of the Department's research was rated as

WORLD-LEADING or
INTERNATIONALLY EXCELLENT

OUR GRADUATES

91%

OF POSTGRADUATE LEAVERS

from the Department were **in employment, completing further study** or **taking time out** just six months after graduation

GRADUATE EMPLOYMENT SECTORS INCLUDED:

POLITICS AND GOVERNMENT

BANKING AND FINANCE

CONSULTANCY

MPhil/PhD International Relations

Start date: 27 September 2018

Duration: 3 to 4 years

Minimum entry requirement: Merit in master's degree with strong merit in the dissertation element or equivalent

English requirement: Research

GRE/GMAT requirement: None

Tuition fee: See page 42

Financial support: LSE PhD Studentships, ESRC funding

Application deadline: 8 June 2018. Funding deadline: 8 January 2018

We provide supervision for research leading to a PhD degree across the range of international relations fields. The scale means that the research interests of our staff are wide-ranging, covering most aspects of the subject, and reflecting the rich choice of subjects on offer in our teaching. The Department has particular strengths in political theory, international relations theory, international political economy, and European studies. As well as Europe, its area specialists cover Russia, Central, Northeast and Southeast Asia, the USA, South America, the Middle East and Africa. Other areas of research strength include foreign policy analysis, nationalism, religion, historical sociology, international environmental politics and international security. Many individuals contribute to more than one of these subjects, and there is a lot of linkage with other departments and the many research centres at LSE. You will also have the opportunity to attend research design workshops and weekly editorial board meetings of the student-run journal, *Millennium: Journal of International Studies*.

lse.ac.uk/phd/ir

MSc International Political Economy

MSc International Political Economy (Research)

Start date: 27 September 2018

Duration: 12 months full-time,
24 months part-time

Minimum entry requirement: 2:1 degree or equivalent in politics, economics, history, international relations or a similar discipline

English requirement: Higher

GRE/GMAT requirement: None

Tuition fees: £22,440

Financial support: Graduate Support Scheme, ESRC funding (research track)

Application deadline: None – rolling admissions

Intake/applications in 2016: 71/532

The study of international political economy is the study of interactions between markets and politics; the influence of markets on politics and the influence of policy on markets. The MSc International Political Economy (IPE) offers a multidisciplinary perspective on international economic and power relations, essential to understanding an increasingly globalised world. The core of IPE is international money and international finance, and there is a particular focus on the 2008 financial crisis, its causes and its consequences. Other central topics include international trade and investment, which looks at the drivers of market globalisation and factors which shape the flow of trade and investment, and the international political economy and the environment, specifically, what impedes a genuine agreement on climate change. The research stream is designed as a preparation for future research work if you are entering the field from another related discipline, or if you wish to focus particularly on methodological training. It is not necessary to decide which programme you prefer until you submit your option choices in the Michaelmas term.

lse.ac.uk/grad/ipe

MSc International Relations

Start date: 27 September 2018

Duration: 12 months full-time,
24 months part-time

Minimum entry requirement: 2:1 degree or equivalent in politics, history, international relations or a similar discipline

English requirement: Higher

GRE/GMAT requirement: None

Tuition fees: £22,440

Financial support: Graduate Support Scheme

Application deadline: None – rolling admissions

Intake/applications in 2016: 99/889

This is an advanced, academic study of the subject from a global perspective. You will have the opportunity to study a broad range of issues, including the formulation and implementation of foreign policy, relations between states and governments, international organisations and NGOs, international law, conflict and post-conflict peace-making and transitional justice, the role of empire or revolutions in world politics, and gender and international relations.

You can also choose to focus on specific regions, such as Europe, the Middle East, Asia, and Africa or specific countries such as China, Russia and the US. The programme includes a core course, International Politics, which provides an historical and theoretical analysis of core concepts in international relations, of the normative and analytic issues involved, and of their relationship to the social sciences in general. You will also submit a 10,000 word dissertation, which allows you to explore a topic of your own choice in depth, and choose optional courses to the value of two units.

lse.ac.uk/grad/ir

MSc International Relations Theory

MSc International Relations (Research)

Start date: 27 September 2018

Duration: 12 months full-time,
24 months part-time

Minimum entry requirement: 2:1 degree or equivalent in politics, history, international relations or a similar discipline

English requirement: Higher

GRE/GMAT requirement: None

Tuition fees: £22,440

Financial support: Graduate Support Scheme, ESRC funding (research track)

Application deadline: None – rolling admissions

Intake/applications in 2016: 21/181

These programmes study international relations from a theoretical perspective. They are suitable for those intending to proceed to a research degree and an academic career, as well as those seeking to gain a conceptual grasp of contemporary international relations. They explore the ways in which people think about international relations, how international relations are theorised and conceptualised, and why they act the way they do when conducting international relations as a field of practice. The compulsory course covers the main explanatory and normative approaches in international relations theory: realism, liberalism, the “English School”, constructivism, normative theory, gender and feminist writings and postcolonial perspectives. It explores international relations as knowledge, as a social science and as a practical discipline. You submit a dissertation and choose optional courses within the Department or elsewhere in the School. The research track also includes a compulsory course in social research methods.

lse.ac.uk/grad/irt
lse.ac.uk/grad/ir-research

LSE-Sciences Po Double Degree in Affaires Internationales and International Relations or International Political Economy

Start date: August/September 2018 at Sciences Po, Paris (provisional)

Duration: 23 months full-time only

Minimum entry requirement: 2:1 degree or equivalent in social science, preferably international relations or related

English requirement: Higher

GRE/GMAT requirement: None

Tuition fee: Year one (Sciences Po): TBC; Year two at LSE (2019): £23,328 (provisional)

Financial support: Graduate Support Scheme (for year two at LSE – apply in year one)

Application deadline: 5 January 2018 (provisional). Apply via Sciences Po

This LSE Sciences Po double degree offers a top level education in international affairs and international relations/international political economy. It is designed

primarily for those who intend to practise negotiation in government, international institutions and business, as well as those with a general interest in international relations and international political economy. The double degree takes place over the course of two full academic years with the first year in Paris and the second in London. At Sciences Po, you must choose between three specialisations: sécurité internationale, management public international, and politique économique internationale. At LSE, you will have a choice between taking the MSc International Relations and the MSc International Political Economy. At the end of two years of successful study students will be awarded either a Master in International Security, in International Economic Policy or in International Public Management from Sciences Po and either MSc International Relations or MSc International Political Economy from LSE.

lse.ac.uk/grad/ddai





Law

Since the foundation of LSE, the study of law has been an integral part of the School's mission. Being based in a school of social sciences has given its legal courses a distinctive, interdisciplinary character. We believe that an understanding of law can be achieved only by examining it in its social, economic and policy context.



LSE is very well known for its excellence and the law and accounting courses offer extremely solid foundations for people who could eventually see themselves doing a mixture of legal and business work. This specialised hybrid profession promises a secure future as demand for it is increasing exponentially among big multi-disciplinary practice firms. Studying at LSE will expand your horizons in ways you can't even imagine.

Tarek El Merhebi
Akkar, Lebanon
MSc Law and Accounting

The Department has played a major role in policy debates and policy-making and in the education of lawyers and law teachers from around the world. It enjoys a uniquely cosmopolitan student body, and has deeply influenced legal education in most common law countries.

Closely linked to this innovative approach has been the exploration of new fields of study. Many important subjects were first taught and examined systematically from an academic perspective at the School, including banking law, taxation law, labour law, family law, aspects of welfare law, and studies of the legal system. These subjects, and many others, have since become central to the concerns of lawyers and researchers.

LSE LLM/JD (Columbia) After two years of study, Juris Doctor (JD) students at Columbia University Law School can come on an exchange programme to LSE to complete one year of study on the LLM at LSE. Upon successful completion of all three years of study, participants receive a JD from Columbia and an LLM from LSE.



NUMBER OF GRADUATE STUDENTS (FULL-TIME EQUIVALENT) **TAUGHT: 301** + **RESEARCH: 24**

NUMBER OF FACULTY:
66
(FULL-TIME EQUIVALENT)

RESEARCH EXCELLENCE FRAMEWORK (REF):
85% of the Department's research was rated as **WORLD-LEADING** or **INTERNATIONALLY EXCELLENT**

OUR GRADUATES

90%
OF POSTGRADUATE LEAVERS

from the Department were **in employment, completing further study** or **taking time out** just six months after graduation

GRADUATE EMPLOYMENT SECTORS INCLUDED:

LAW AND LEGAL SERVICES

POLITICS AND GOVERNMENT

ACCOUNTING AND AUDITING

MPhil/PhD Law

MPhil/PhD Law (Socio-Legal Theory)

Start date: 27 September 2018

Duration: 3 to 4 years

Minimum entry requirement: LLM or equivalent with an average of 70 per cent

English requirement: Law

GRE/GMAT requirement: None

Tuition fee: See page 42

Financial support: LSE PhD Studentships, ESRC funding (Socio-Legal Theory)

Application deadline: 8 January 2018.
Funding deadline: 8 January 2018

The Department is keen to encourage the development of research in law and socio-legal studies and invites applications for research in areas of staff interest and expertise. The Department will assist you by providing research training through LSE's research methods courses run by the Department of Methodology, and at departmental level, through the Law Department research seminars. These consist of presentations concentrating on the methodological problems of legal and socio-legal research, by members of staff, visiting speakers and research students. You are expected to attend the seminars and give presentations on your work. Some students are given the opportunity to teach undergraduates. Research students are also invited to the fortnightly staff seminars. The main resources for research students are the LSE Library, Library of the Institute of Advanced Legal Studies, other University of London college libraries and the University Library.

lse.ac.uk/phd/law

lse.ac.uk/phd/law-socio

LLM

Start date: 27 September 2018

Duration: 12 months full-time,
24 or 48 months part-time

Minimum entry requirement: LLB or equivalent

English requirement: Law

GRE/GMAT requirement: None

Tuition fees: UK/EU £15,384; overseas £22,440

Financial support: Graduate Support Scheme, Marchant Foundation Scholarship (UK/EU), Margaret Bennet Scholarship, Olive Stone Memorial Scholarship

Application deadline: None – rolling admissions

Intake/applications in 2016: 257/1,751

This is a leading programme delivered at one of the world's best law schools and the UK's number one legal research institution. It is unmatched in the international, comparative and interdisciplinary approaches and courses that it offers. Courses are offered in a broad range of fields including arbitration, human rights, international law, and corporate, commercial and financial law. Our approach to the teaching of law combines views and experiences from different disciplinary traditions and jurisdictions. This ensures that what you learn is relevant to legal study and practice in any jurisdiction. You may obtain approval to take one or in exceptional circumstances two complementary subjects from another department in place of the equivalent number of law subjects. For example, international lawyers may choose to take a course in international relations; criminologists may take a course in sociology and company lawyers may take a course in financial reporting. The programme enjoys a uniquely cosmopolitan student body and plays a major role in the education of lawyers from around the world.

lse.ac.uk/grad/llm

MSc Law and Accounting

Start date: 27 September 2018

Duration: 12 months full-time, 24 months part-time

Minimum entry requirement: 2:1 degree or equivalent in law, accounting, management, business or economics

English requirement: Law

GRE/GMAT requirement: None

Tuition fees: £22,440

Financial support: Graduate Support Scheme

Application deadline: None – rolling admissions

Intake/applications in 2016: 33/205

Drawing on the resources of the Department of Law and Department of Accounting, the MSc in Law and Accounting is an interdisciplinary programme aimed at qualified lawyers, accountants and also other suitably

qualified individuals. It comprises four elements: a core compulsory course, a Law course, and one Accounting course (the choice of each depending upon your specialist background) and a further option in a relevant field.

Teaching for the compulsory course and law courses will be primarily through seminars. Teaching in the accounting courses will normally be by a combination of lectures and classes or seminars. The compulsory course is examined by an interdisciplinary long essay and a two-hour examination. The other courses are examined mainly by examination but you should check requirements for individual courses. You will benefit from being members of a small core group of around thirty students while at the same participating in the LLM student community and in the graduate student community associated with the Accounting Department.

lse.ac.uk/grad/la



Management

The Department of Management is a world leading centre for education and research in business and management, and we are ranked second in the world for social science and management. We sit at the heart of LSE's thriving academic community in central London.



The MSc Management and Strategy offered a good combination of courses to fit with my background. I took strategy courses with a quantitative focus and there was a good selection of electives within finance, accounting and economics. After completing this programme, I went on to complete an MSc in Industrial Economics and Technology Management, and I now work at PwC within financial due diligence.

Nora Gausel
Oslo, Norway
MSc Management
and Strategy



Our mission is to inform and inspire better understanding and practice of management worldwide, by extending and challenging traditional approaches in business education. We are proud to be rated #1 in the UK for research in business and management studies (REF 2014). Our research pushes the frontiers of our understanding of the world, developing cutting-edge insights for practitioners. We collaborate with businesses, third sector organisations and policymakers across the globe to bring about real world change. Our teaching programmes prepare graduates for careers at the forefront of innovation, leadership and success in organisations across the globe. They are tailored to meet the diverse needs of pre-experience students and professional executives from across the world. Our Department has a tradition of innovation in business education, breaking the traditional business school mould and developing fresh approaches to teaching through academic excellence, critical analysis and the latest research in the field. Our teaching programmes consider the social, economic and political environment in which organisations operate across the globe, and our students graduate with a unique understanding of real world business. Graduates are set apart in the workplace as innovative, agile and strategic leaders.

lse.ac.uk/management

NUMBER OF GRADUATE STUDENTS (FULL-TIME EQUIVALENT)

TAUGHT:
772

+

RESEARCH:
23

NUMBER OF

FACULTY:
55
(FULL-TIME EQUIVALENT)

RESEARCH EXCELLENCE FRAMEWORK (REF):

90% of the Department's research was rated as **WORLD-LEADING** or **INTERNATIONALLY EXCELLENT**

OUR GRADUATES

89%
OF POSTGRADUATE LEAVERS

from the Department were **in employment, completing further study** or **taking time out** just six months after graduation

GRADUATE EMPLOYMENT SECTORS INCLUDED:

CONSULTANCY

INFORMATION AND DIGITAL TECHNOLOGY

BANKING AND FINANCE

MRes/PhD Management (Employment Relations and Human Resources) | MRes/PhD Management (Information Systems and Innovation) | MRes/PhD Management (Marketing) | MRes/PhD Management (Organisational Behaviour)

Start date: 27 September 2018

Duration: 2 to 4 years

Minimum entry requirement: 2:1 degree or equivalent in any discipline

English requirement: Standard

GRE/GMAT requirement: GMAT or GRE is required for all applicants

Tuition fee: See page 42

Financial support: LSE PhD Studentships, ESRC funding (Information Systems and Innovation, and Organisational Behaviour)

Application deadline: 14 June 2018. Funding deadlines: 8 January and 26 April 2018

The MRes/PhD Management aims to provide two years of rigorous postgraduate research training in methods, theory and domain knowledge, leading into a doctorate in Management. You will follow one of four streams focusing on a particular area of the field. The Employment

Relations and Human Resources stream focuses on the operation of HR functions and employee relation systems in organisational contexts which span national and cultural borders. The Information Systems and Innovation stream examines the study of information and communication technologies and the ways they are involved in establishing patterns of action, domains of expertise and transaction or communication flows within and across organisations. The Marketing stream looks at the fundamental dimensions of marketing research, enabling you to understand and contribute to a fundamental body of knowledge about the behaviour of consumers, companies, managers, and markets. The Organisational Behaviour stream will enable you to develop a global understanding of people and organisations, studying phenomena in a wide range of settings. Your PhD project will involve a qualitative stage, including fieldwork for theory generation, and a quantitative stage for theory testing and analysis.

lse.ac.uk/phd/mg-er
lse.ac.uk/phd/mg-m

lse.ac.uk/phd/mg-is
lse.ac.uk/phd/mg-ob



MSc Economics and Management

Start date: Introductory Course in Mathematics and Statistics begins August 2018

Duration: 10 months full-time only

Minimum entry requirement: First class degree or equivalent in economics

English requirement: Standard

GRE/GMAT requirement: GMAT or GRE is required from all applicants except those with (or expecting) a UK undergraduate degree, or who have obtained a UK master's degree (GRE is preferred)

Tuition fees: UK/EU £26,976; overseas £27,504

Financial support: Graduate Support Scheme

Application deadline: None – rolling admissions

Intake/applications in 2016: 28/409

This is a specialist multidisciplinary degree delivered jointly by the Department of Management and the Department of Economics – one of the largest and most esteemed Economics departments in the world. Combining an exceptional level of analytical training in economics with the more applied scope of a management degree it is aimed at students with a strong quantitative background, and will challenge your perspectives on the way firms and markets operate. This will develop lifelong skills as a talented and innovative manager and economist.

You will develop your understanding of business strategy management, econometrics, and markets in the global contexts in which they operate. You will graduate with the ability to tackle complex decisions, deal with unknown changes in today's rapidly changing world, and champion new ideas to drive innovation in firms and markets.

lse.ac.uk/em

Global Master's in Management

Start date: Introductory course begins in September 2018

Duration: 24 months full-time only

Minimum entry requirement: 2:1 degree or equivalent in any discipline

English requirement: Standard

GRE/GMAT requirement: GMAT or GRE is required for applicants without a UK undergraduate or graduate degree

Tuition fees: Year one: UK/EU £26,976; overseas £27,504; Year two: UK/EU £28,056 (provisional); overseas £28,608 (provisional)

Financial support: Graduate Support Scheme

Application deadline: None – rolling admissions

Intake/applications in 2016: New programme from 2017

Our two year programme offers a unique approach to management, with a truly in-depth learning experience. Alongside a foundation in the fundamental knowledge and skills essential for managers today, you will also have the opportunity to specialise and apply what you've learned in practice. The extensive first year curriculum gives a clear understanding of the real challenges facing managers and organisations operating in a global context. After a summer internship spent exploring career options, we offer three second year options to specialise in. We are proud to be the only UK programme to offer the CEMS double degree, with 30 leading partner business schools worldwide, and access to a global network of over 70 corporate partners. We also offer the MBA Exchange programme, giving an opportunity to join a leading MBA classroom in North America. Alternatively, you can opt to explore LSE's huge range of electives, and specialise in your own area of interest.

lse.ac.uk/gmim

MSc Human Resources and Organisations

Start date: 27 September 2018

Duration: 12 months full-time; 24 months part-time (HRM stream only)

Minimum entry requirement: 2:1 degree or equivalent in any discipline

English requirement: Standard

GRE/GMAT requirement: Not required but will be considered

Tuition fees: £22,440 (OB, IER), £23,448 (HRM)

Financial support: Graduate Support Scheme

Application deadline: None – rolling admissions

Intake/applications in 2016: 78/628 (OB, IER), 68/506 (HRM)

This challenging one year programme will prepare you for an outstanding career in people management and human resources. Grounded in LSE's analytical approach to learning, the programme provides a unique bridge between theory and practice. You will develop critical thinking skills as an innovative and strategic manager and a clear understanding of the practical issues which organisations face in managing individuals and workforces. You will gain core knowledge in the foundations of human resource management. Building on this foundation, you will develop your learning into one of three specialist streams according to your career goals and interests: Human Resource Management, International Employment Relations, or Organisational Behaviour.

You will have the opportunity to apply for our Links Scheme, a real-world independent consulting project with an external client. Past projects have worked with clients such as HSBC, Accenture and Revlon.

lse.ac.uk/hro

Master's in Management

Start date: Introductory course begins in September 2018

Duration: 12 months full-time only

Minimum entry requirement: 2:1 degree or equivalent in any discipline

English requirement: Standard

GRE/GMAT requirement: GMAT or GRE is required for applicants without a UK undergraduate or graduate degree

Tuition fee: £29,976

Financial support: Graduate Support Scheme

Application deadline: None – rolling admissions

Intake/applications in 2016: New programme from 2017

This intensive programme will provide a foundation to understand modern organisations and the challenges of managing people in a business context. Core courses will develop your skills in business analysis, marketing, financial and people management, operations, accounting, leadership and strategy. The curriculum will take an in-depth analytical approach, emphasising critical thinking and problem solving which will enable you to critically assess the latest trends in management theory and practice. You will gain a true understanding of the social, economic and political forces which impact on organisations worldwide. A business project and international field trip will develop your practical skills and enable you to create real-world, practical managerial solutions. You will graduate as an insightful, analytical and strategically-minded manager. You will stand out from other business school graduates with your ability to take on new and unknown challenges throughout your career.

lse.ac.uk/mim

MSc Management of Information Systems and Digital Innovation

Start date: 27 September 2018

Duration: 12 months full-time, 24 months part-time

Minimum entry requirement: 2:1 degree or equivalent in any discipline

English requirement: Standard

GRE/GMAT requirement: Not required but will be considered

Tuition fees: UK/EU £26,976; overseas £27,504

Financial support: Graduate Support Scheme

Application deadline: None – rolling admissions

Intake/applications in 2016: 89/655

This is an intellectually rigorous, innovative, interdisciplinary programme which integrates established knowledge on the development and management of information systems with the critical study of emerging domains of digital innovation, such as social networking, crowdsourcing, big data and blockchain. We study digital innovation in business and government across the world. Managers with the capability to capitalise on new digital developments, and manage the transformation of technological systems within organisations, are highly sought after in the job market. The MISDI programme prepares you for key roles in the shaping of digital innovation and in the management of the business and social transformation that such innovation unleashes. The programme involves research-led, practice-relevant teaching. Our learning approach places emphasis on theory and critical discussion of academic literature from across a range of scientific fields. We include social theories for understanding the processes of information systems and innovation and case studies for illustrating issues in particular instances of management and innovation practice.

lse.ac.uk/misdi

MSc Management and Strategy

Start date: 27 September 2018

Duration: 12 months full-time only

Minimum entry requirement: 2:1 degree or equivalent, in social science, engineering or science discipline

English requirement: Standard

GRE/GMAT requirement: GMAT and GRE is required for all applicants, exceptions for LSE students/alumni of certain programmes

Tuition fees: UK/EU £26,976; overseas £27,504

Financial support: Graduate Support Scheme

Application deadline: None – rolling admissions

Intake/applications in 2016: 80/635

This is a cutting-edge programme in managerial economics, designed to develop your analytical and critical skills in the core strategic issues facing today's business managers and organisations. It will give you a fundamental understanding of incentives and governance, organisational design, individual and group decision-making, and strategy in competition and markets. With a strong focus on economic business analysis, you will learn to rigorously examine managerial challenges using economic techniques, and to recommend your own innovative solutions. You will also develop a critical understanding of the wider socio-economic environment, giving real world relevance to your managerial skills, and the basis to deal with unknown future challenges in the global economy throughout your career. The programme combines the analytical rigour of an economics degree with real-world, contemporary case studies used in MBAs.

lse.ac.uk/ms

MSc Marketing

Start date: Introductory course begins in September 2018

Duration: 12 months full-time only

Minimum entry requirement: 2:1 degree or equivalent in any discipline

English requirement: Standard

GRE/GMAT requirement: GMAT or GRE is recommended for all applicants and it is required for applicants without a UK undergraduate or graduate degree

Tuition fees: UK/EU £26,976; overseas £27,504

Financial support: Graduate Support Scheme

Application deadline: None – rolling admissions

Intake/applications in 2016: New programme from 2017

This programme provides an analytical, business-focused curriculum to develop your skills as an innovative and strategic marketer. A practical project will enable you to apply your insights and expertise to a real-world consulting problem, and to develop professional and practical skills. Core courses bring learning from the latest research into the classroom. You will gain an in-depth understanding of consumer markets, based on research and insights in human behaviour. You will also develop your talent and expertise in data analysis, enabling you to take a strategic approach to designing and developing marketing campaigns. You will learn how marketing managers can drive forward organisational goals. This unique combination of human insight, analytical expertise and business understanding will set you apart from other marketing graduates, and give you the tools to create truly effective evidence-based solutions to marketing challenges.

lse.ac.uk/grad/mktg

MSc Social Innovation and Entrepreneurship

Start date: 27 September 2018

Duration: 12 months full-time only

Minimum entry requirement: 2:1 degree or equivalent in any discipline

English requirement: Standard

GRE/GMAT requirement: A GRE/GMAT is not required but a strong result from either of these tests will benefit applicants

Tuition fees: UK/EU £26,976; overseas £27,504

Financial support: Graduate Support Scheme

Application deadline: None – rolling admissions

Intake/applications in 2016: New programme from 2017

This unique programme brings expertise from the latest insights in social innovation research, alongside practical learnings from socially-focused organisations worldwide, into the classroom. You will learn to think beyond trends and fashions in the field of social innovation, and develop critical academic views informed by cutting-edge research in management, psychology, sociology, economics and anthropology. You will learn to design, launch and scale-up successful entrepreneurial ventures with social goals. Social innovation design projects will develop your professional experience and entrepreneurial skills, and give an opportunity to start your own social enterprise during your year at LSE. You have the opportunity to undertake an international field trip in a developing country, gaining first-hand experience of issues faced by different communities worldwide. You will learn to critically analyse the root cause of social issues in their specific social, economic and political contexts, and to design effective solutions. You will graduate with critical skills and a platform for success in developing and leading socially-focused ventures.

lse.ac.uk/sie



Mathematics

The Department of Mathematics is internationally recognised for its teaching and research. Located within a world-class social science institution, the Department aims to be a leading centre for mathematics in the social sciences. The Department has seen steady growth in recent years. It has active research groups in the following areas: discrete mathematics and algorithms; financial mathematics and control theory; game theory; and operations research.



Having already obtained my BSc in Mathematics and Economics from LSE, I wanted to study further and deepen my understanding of financial markets through pursuing a master's. LSE made this possible with generous financial support. It is a world-class institution and I feel privileged to have learnt from well-established lecturers and teachers.

Akash Jhunjhunwala
London, UK
MSc Financial Mathematics

The Department's growth trajectory reflects the increasing impact that mathematical theory and mathematical techniques are having on economics, finance, management, and other areas of the social sciences. Our faculty members are at the forefront of research in their areas, and we hold several research seminars a week in two series: the Seminar on Combinatorics, Games and Optimisation, and the Joint Risk and Stochastics and Financial Mathematics Seminar, as well as informal lunchtime seminars and reading groups. Seminars are attended by members of the Department, including graduate students, as well as mathematicians from nearby universities and LSE researchers from other departments. The Department attracts eminent visiting academics from around the world. It is an integral part of the mathematical community of the University of London, has close ties with other departments at LSE including Statistics, Finance, Economics and Management, and is a part of LSE's new Social and Economic Data Science initiative.

lse.ac.uk/maths





NUMBER OF FACULTY:
25
(FULL-TIME EQUIVALENT)

RESEARCH EXCELLENCE FRAMEWORK (REF):
84% of the Department's research was rated as **WORLD-LEADING** or **INTERNATIONALLY EXCELLENT**

OUR GRADUATES

92%
OF POSTGRADUATE LEAVERS

from the Department were **in employment, completing further study** or **taking time out** just six months after graduation

GRADUATE EMPLOYMENT SECTORS INCLUDED:

INFORMATION AND DIGITAL TECHNOLOGY

POLITICS AND GOVERNMENT

BANKING AND FINANCE

MPhil/PhD Mathematics

Start date: Intake at the start of Michaelmas and Lent terms

Duration: 3 to 4 years

Minimum entry requirement: Merit in a taught master's degree in a relevant discipline

English requirement: Research

GRE/GMAT requirement: None

Tuition fee: See page 42

Financial support: LSE PhD Studentships

Application deadline: 14 June 2018. Funding deadlines: 8 January and 26 April 2018

The Department of Mathematics is renowned for its research excellence within its areas of specialisation, which include subjects in mathematics that are applicable to the social sciences. Our research staff work in four broad disciplines – discrete mathematics and algorithms, financial mathematics and control theory, game theory, and operations research. MPhil/PhD supervision is carried out over a wide range of specific areas, reflecting the diverse interests of our staff. You will initially be registered for the MPhil, and will be able to upgrade to PhD registration during your second year, depending on satisfactory progress. In your first year, you will attend appropriate taught courses, and will participate in seminars organised by the Department, as well as other seminars organised largely by and for research students on mathematical subjects: PhD Seminars on Combinatorics, Games and Optimisation and Financial Mathematics Reading Group. Our PhD graduates pursue successful careers in academia, entrepreneurship, consulting, banking, education and government.

lse.ac.uk/phd/math

MSc Applicable Mathematics

Start date: 27 September 2018

Duration: 12 months full-time only

Minimum entry requirement: 2:1 degree or equivalent in a mathematically-based subject, or a scientific, engineering or social science subject with excellent mathematics background

English requirement: Standard

GRE/GMAT requirement: None

Tuition fees: UK/EU £13,536; overseas £20,904

Financial support: Graduate Support Scheme

Application deadline: None – rolling admissions

Intake/applications in 2016: 31/218

The MSc Applicable Mathematics is an innovative programme, drawing together traditional and modern mathematical techniques in a variety of social science contexts. It is designed both for students with a mathematical background who wish to learn about social science aspects and use of mathematics, and for non-mathematical students with strong quantitative backgrounds who wish to add to and improve their understanding of the mathematics behind much of social science. The programme will provide you with an increased knowledge of mathematics, particularly in algorithms, game theory, discrete mathematics, probability and stochastics, and optimisation, in addition to training in appropriate computational methods. Reflecting the world's dependence on computation, students will learn new or additional programming skills, and how to use it to apply their knowledge to real-world problems. The skills and knowledge gained over the programme will open up a wide range of potential careers, including finance, business, software development, and industry. It will also provide a solid base for further studies at research level.

lse.ac.uk/grad/am

MSc Financial Mathematics

Start date: Mandatory pre-sessional courses begin in September 2018

Duration: 10 months full-time only

Minimum entry requirement: 2:1 degree or equivalent in mathematics or another mathematics based discipline

English requirement: Standard

GRE/GMAT requirement: None

Tuition fees: UK/EU £26,976; overseas £27,504

Financial support: Graduate Support Scheme

Application deadline: None – rolling admissions

Intake/applications in 2016: 26/623

The MSc Financial Mathematics is based in the Department of Mathematics, and is taught in collaboration with the Department of Finance and the Department of Statistics. The programme draws on LSE's strengths in finance and related areas to provide high-level instruction in the mathematical theory underlying finance, and training in appropriate computational methods. The programme aims to develop your understanding of quantitative methodologies and techniques which are important for a range of jobs in investment banks and other financial institutions; to enhance your critical appreciation of major issues and emerging theory in the area of financial mathematics; and to improve your personal skills, including logical reasoning, quantitative analysis and the presentation of technical results. You will take compulsory courses and you will choose optional courses from a range including stochastic analysis, preferences, optimal portfolio choice, equilibrium, derivatives modelling, Markov processes, financial risk analysis, international finance, and forecasting of financial time series.

lse.ac.uk/grad/fm

MSc Operations Research & Analytics

Start date: 27 September 2018

Duration: 12 months full-time, 24 months part-time

Minimum entry requirement: 2:1 degree or equivalent in a relevant discipline, normally including calculus, linear algebra and statistics

English requirement: Standard

GRE/GMAT requirement: Not mandatory but recommended

Tuition fees: £22,440

Financial support: Graduate Support Scheme

Application deadline: None – rolling admissions

Intake/applications in 2016: 34/379

This programme provides students with the skills needed to apply mathematical methods to real-world analytics problems faced by companies, governments, and other institutions. With study in practice and theory, you will gain deep insight into analytics problems. You will learn how to model a range of real-world problems using optimisation, simulation, and statistics, using specialist software taught with accompanying computer lab sessions. You will learn to recognise canonical underlying mathematical problems, and how to solve them with state-of-the-art methods. You will also have the opportunity to undertake a Project in Operations Research and Analytics, working in a consultancy role in a host organisation on a real problem. Alternatively, you may choose to write a Dissertation, supervised by a faculty member. The programme is designed for students with strong quantitative backgrounds wishing to deepen and broaden their mathematical knowledge while gaining skills in high demand in the marketplace.

lse.ac.uk/grad/ora

Media and Communications

The Department of Media and Communications offers interdisciplinary, intensive graduate teaching. We undertake research at the interface between social and technological change, seeking a critical and contextual understanding of the dynamics of the emerging digital world. Our expertise is developed and communicated through dialogue with academic, industrial and governmental audiences.



I was particularly attracted to the in-depth examination of the theory behind the world of political communication offered by the MSc Politics and Communication. With a faculty boasting research on just about everything from civic engagement to protest movements to children and the internet, I've also gained a diverse perspective of the field.

Kara Dunford
Quincy, Massachusetts
MSc Politics and Communication



The aim of the Department is to bring together teaching and research in media and communications from across the social sciences, with a strong focus on media, communication and technological change and their implications for social, economic and political life, as well as for media and communications policy. We address crucial issues in the emerging digital world about knowledge construction, political agency, cultures and identities, and governing the media and communications environment.

Our work is strongly comparative and transnational. Our engaged and critical approach is committed to strengthening interdisciplinary scholarship drawing on a number of social science disciplines and multi-method approaches to research. The Department benefits from LSE's geographical location at the heart of one of the world's media capitals, and has excellent links with media and communication industries and policy makers in the UK.

lse.ac.uk/media@lse

NUMBER OF GRADUATE STUDENTS (FULL-TIME EQUIVALENT)

TAUGHT:
259

+

RESEARCH:
20

NUMBER OF

FACULTY:

20

(FULL-TIME EQUIVALENT)

RESEARCH EXCELLENCE FRAMEWORK (REF):

91%

of the Department's research was rated as

WORLD-LEADING or
INTERNATIONALLY EXCELLENT

OUR GRADUATES

97%

OF POSTGRADUATE LEAVERS

from the Department were **in employment, completing further study** or **taking time out** just six months after graduation

GRADUATE EMPLOYMENT SECTORS INCLUDED:

**JOURNALISM,
MEDIA AND
PUBLISHING**

**ADVERTISING,
MARKETING
AND PR**

**POLITICS AND
GOVERNMENT**

MPhil/PhD Media and Communications

MPhil/PhD Data, Networks and Society

Start date: 27 September 2018

Duration: 3 to 4 years

Minimum entry requirement: High merit (68 per cent) in a taught master's degree in social science or humanities and normally a distinction in the dissertation

English requirement: Research

GRE/GMAT requirement: None

Tuition fee: See page 42

Financial support: LSE PhD Studentships, ESRC funding

Application deadline: 26 April 2018. Funding deadlines: 8 January 2018 and 26 April 2018

The Department of Media and Communications provides an excellent research-based education to its doctoral researchers. Its mission is to guarantee the highest quality graduate research training in media and communications and to undertake original social science research in the

field, emphasising in particular the relationship between media, technology and social change. You will initially register for the MPhil and follow a taught programme involving coursework which is formally assessed. This normally includes compulsory taught theoretical courses in the Department, the Research Seminar in Media, Communications and Culture, and broad training in research methods together with specialist courses selected in discussion with supervisors. Towards the end of your first year, you will submit a 10,000 word research proposal. This paper will include a substantive statement of the aims, theories and methods proposed for the thesis, a tentative chapter outline, an indicative bibliography and a timetable for its completion. Evaluation of this paper, together with an oral examination based on the thesis proposal and the submission of satisfactory coursework, will contribute to assessing whether students are permitted to upgrade from MPhil to PhD and continue into their second year.

lse.ac.uk/phd/data lse.ac.uk/phd/media



MSc Media and Communications

MSc Media and Communications (Research)

Start date: 27 September 2018

Duration: 12 months full-time,
24 months part-time

Minimum entry requirement: 2:1 degree or equivalent in any social science, or degree in another field with professional experience in the media and communications field. Exceptionally, experience alone

English requirement: Higher

GRE/GMAT requirement: None

Tuition fees: £20,904

Financial support: Graduate Support Scheme, ESRC funding (research track)

Application deadline: None – rolling admissions

Intake/applications in 2016: (includes DS and MCG) 125/1,218

These programmes offer an intensive exploration of a wide range of contemporary issues in media and

communications. They aim to provide a broad-based understanding of the development and forms of media and communications in relation to political economy, regulation and power, production and organisation, processes of mediation and influence, communication content and audience response. They offer an up-to-date engagement with diverse theoretical, conceptual and empirical developments in research on media and communications through a mix of compulsory and optional courses and an independent research project. The Research track also provides advanced research and methodological training, enhancing students' methodological and statistical skills. This training is particularly suited to students wishing to undertake a MPhil/PhD or pursue research-related careers. We attract students from a diverse range of backgrounds, often including professional experience working in media and communications related fields.

lse.ac.uk/grad/mc-res lse.ac.uk/grad/mc



MSc Media and Communications (Data and Society)

Start date: 27 September 2018

Duration: 12 months full-time,
24 months part-time

Minimum entry requirement: 2:1 degree or equivalent in social science. Applications are welcome from people with professional experience in the media, communications, data or information technology field

English requirement: Higher

GRE/GMAT requirement: None

Tuition fee: £20,904

Financial support: Graduate Support Scheme

Application deadline: None – rolling admissions

Intake/applications in 2016: (includes Research and MCG streams) 125/1,218

The programme explores the significance of data and information within contemporary societies and communications. At a time when intensive data-gathering about online activity is central to both business models and to governments' strategies for understanding their citizens, the programme's critical perspective on the "move towards data" is highly relevant, allowing you to understand, evaluate and respond to the social and political contexts of data production and analytics. You will also consider the cultural aspects of data's role within everyday life. You will gain an understanding of the wider implications of a social shift towards data (ie, the data-gathering of the NSA and social media platforms). It will also teach you skills in understanding how data processes can be constructed, managed and renewed to fulfil social and civic ends, identifying the ethical questions raised by data's growing role in communication and social processes and what approaches might resolve them, and understanding the significance of data-collection processes.

lse.ac.uk/grad/mclds

MSc Media and Communications (Media and Communication Governance)

Start date: 27 September 2018

Duration: 12 months full-time,
24 months part-time

Minimum entry requirement: 2:1 degree or equivalent in any social science, or degree in another field with professional experience in the media and communications field. Exceptionally, experience alone

English requirement: Higher

GRE/GMAT requirement: None

Tuition fee: £20,904

Financial support: Graduate Support Scheme

Application deadline: None – rolling admissions

Intake/applications in 2016: (includes Research and DS streams) 125/1,218

This is an intensive, year-long exploration of the governance and regulation of media and communication, including internet and digital platforms, press freedom, telecommunications, broadcasting and the converging media. When urgent questions are being asked, after controversies such as the Edward Snowden revelations, about government's influence on the internet and the power of media corporations, this programme has never been more relevant. It offers a broad-based understanding of the institutions and regulations that structure the development of media and communication systems, and covers policy, legal and economic aspects of media and communication services. It provides an up-to-date engagement with the latest developments in research on media and communications, specifically relating to communications governance at regional, national and international levels. It also has a strong focus on international comparison.

lse.ac.uk/grad/mcg

MSc Media, Communication and Development

Start date: 27 September 2018

Duration: 12 months full-time,
24 months part-time

Minimum entry requirement: 2:1 degree or equivalent in any social science, or degree in another field with professional experience in the media and communications field. Exceptionally, experience alone

English requirement: Higher

GRE/GMAT requirement: None

Tuition fees: £20,904

Financial support: Graduate Support Scheme

Application deadline: None – rolling admissions

Intake/applications in 2016: 32/341

The MSc Media, Communication and Development offers an intensive, year-long exploration of a wide range of contemporary issues in media, communications

and development. The main aim of the programme is to offer an advanced interdisciplinary education and training in contemporary theory and research in the field of media and communications and its application in the Global South, with a particular emphasis on low income country contexts.

The programme will enable you to critically examine the intersection of the fields of media and communications and development research, and to develop an understanding of a range of theoretical and methodological approaches to the study of media and communication. It will provide you with research training, which will prove valuable if you wish to go on to pursue MPhil/PhD research in the media, communication and development field, and will prepare you for work in a variety of media, communication and development related careers.

lse.ac.uk/grad/mcd



MSc Politics and Communication

Start date: 27 September 2018

Duration: 12 months full-time,
24 months part-time

Minimum entry requirement: 2:1 degree or equivalent in social science. Applications welcome from those with professional experience in media and communications sectors

English requirement: Higher

GRE/GMAT requirement: None

Tuition fee: £20,904

Financial support: Graduate Support Scheme

Application deadline: None – rolling admissions

Intake/applications in 2016: 29/223

This programme explores the relationships between politics, media and communications, providing an advanced understanding of the theoretical and empirical questions in these intersecting fields of study. The programme consists of the compulsory courses Theories and Concepts in Media and Communications; Methods of Research in Media and Communications; Modern Campaigning Politics, and optional courses including Political Communication. The programme culminates with the dissertation, an independent research project on a topic chosen by you. We attract students from a diverse range of disciplinary backgrounds and many with professional experience in politics, media or communications. The programme is ideal preparation for future research work and employment in media, politics, communication and related fields.

lse.ac.uk/grad/pc

MSc Strategic Communications

Start date: 27 September 2018

Duration: 12 months full-time only

Minimum entry requirement: 2:1 degree or equivalent in a social science subject. Applications are welcome from those with professional experience in the media and communications sectors

English requirement: Higher

GRE/GMAT requirement: None

Tuition fee: £20,904

Financial support: Graduate Support Scheme

Application deadline: None – rolling admissions

Intake/applications in 2016: New programme from 2017

This programme offers you an approach to strategic communication that reflects: the changing means of communication, image making and storytelling in the organisational environment today; the expanding strategic ends of selling not only products and ideas/ideals but also places and experiences; and the increasingly complex consequences of these changes for all types of organisation. You will focus on the study of organisations as communicators across the governmental, non-governmental and corporate sectors, especially in the context of change associated with digitalisation and globalisation. In particular, it will examine the ways organisations communicate strategically, both internally and externally; and how communication contributes to shaping discourses and practices within organisations and across them. You will also consider the role of digital technologies, the links between discourse and power, and how they relate to the way public discourse and symbolic resources are unevenly distributed and controlled.

lse.ac.uk/grad/sc

MSc Double Degree in Global Media and Communications with Annenberg School, University of Southern California, Fudan University or University of Cape Town

Start date: 27 September 2018

Duration: 12 months full-time at LSE, followed by a second year at partner university

Minimum entry requirement: 2:1 degree or equivalent in social science or another field with professional experience in media and communications

English requirement: Higher

GRE/GMAT requirement: None

Tuition fee: £20,904 for year one at LSE only

Financial support: Graduate Support Scheme

Application deadline: None – rolling admissions

Intake/applications in 2016: 67/290

The unique MSc Double degree in Global Media and Communications enables students to study for one year at LSE in London, the UK's media capital, and one year at either the School of Journalism, the

Annenberg School for Communication, University of Southern California (USC) – a top US communication school with close links to the Los Angeles media industry, Fudan University – a top journalism faculty with close links to Shanghai's media industry, or the Centre for Film and Media Studies at the University of Cape Town – a top-ranked university on the African continent with close links to Cape Town's media and film industry and NGO sector. The programme will provide you with a critical exploration of mediation in the global context, examining processes of globalisation in relation to organisation, production, consumption and representation in media and communications. In our ever increasing globalised world, international experience gained on one of our global programmes is invaluable and provides an excellent knowledge and experience base to work from.

lse.ac.uk/grad/ddgmc



Methodology

The Department of Methodology is an interdisciplinary group with joint appointments in or close connections to other departments in the School. The disciplinary backgrounds of the staff include political science, statistics, sociology, social psychology, anthropology and criminology.



The MSc Social Research Methods prepares you really well for both applied and academic research. It's very practical. There are almost as many teachers as students in the Department, so there is a lot of support available. The best thing about LSE is the quality of the research that our professors are involved in. One of them inspired me to choose a career in health research.

Laura Sochas
Paris, France
MSc Social Research Methods



The Department of Methodology is a national centre of excellence in methodology and the teaching of methodology. The Department was set up to coordinate and provide a focus for methodological activities at the School, in particular in the areas of graduate student (and, potentially, staff) training and of methodological research.

In addition to the MSc and MPhil/PhD in Social Research Methods, the Department offers a variety of advanced level courses, seminars and workshops in research design, quantitative analysis and qualitative methods. These are available for all PhD students in the School. Many departments in the School require students to take courses in the Department as part of MSc and PhD programmes.

NUMBER OF GRADUATE STUDENTS (FULL-TIME EQUIVALENT)

TAUGHT:
19

+

RESEARCH:
7

NUMBER OF

FACULTY:

9

(FULL-TIME EQUIVALENT)

THE MOST PROMINENT RESEARCH INSTITUTES

are looking for employees

with strong methodological, technical, and applicable skills, all of which you gain by

STUDYING METHODOLOGY

OUR GRADUATES

94%

OF POSTGRADUATE LEAVERS

from the Department were **in employment, completing further study** or **taking time out** just six months after graduation

GRADUATE EMPLOYMENT SECTORS INCLUDED:

EDUCATION AND TEACHING

NGOs, CHARITIES AND INTERNATIONAL DEVELOPMENT

RESEARCH

MPhil/PhD Social Research Methods

Start date: 27 September 2018

Duration: 3 to 4 years

Minimum entry requirement: 2:1 degree or equivalent and a merit in a relevant master's, or equivalent

English requirement: Research

GRE/GMAT requirement: None

Tuition fee: See page 42

Financial support: LSE PhD Studentships, ESRC funding

Application deadline: 25 May 2018. Funding deadlines: 8 January and 26 April 2018

The Department of Methodology supports both standalone qualitative and quantitative research, as well as interesting ways of combining them. We encourage applications from candidates who demonstrate an

interest in a substantive area of research and a particular methodological approach, aiming at a methodological development. This could involve collecting innovative new data, new analytic techniques, method comparison, evaluation or validation, method critique, applying existing methodology in new contexts, or cost-benefit analysis of methodologies. Students are admitted as MPhil students, and then upgraded to PhD. From first year, you will produce a 10,000 word research proposal, outlining the theoretical and conceptual framework, the aims and methods of your thesis, accompanied by an oral presentation. After this year, you will spend more time on independent study under the guidance of your supervisor. This will involve the collection, organisation and analysis of data, and writing up the results. You will contribute to research seminars by presenting papers and joining in the discussions.

lse.ac.uk/phd/mthd



MSc Applied Social Data Science

Start date: 27 September 2018

Duration: 12 months full-time

Minimum entry requirement: 2:1 degree or equivalent in social science, data science, statistics or a quantitative field. Work experience is advantageous but not required

English requirement: Standard

GRE/GMAT requirement: None

Tuition fees: UK/EU £26,976; overseas £27,504

Financial support: Graduate Support Scheme

Application deadline: None – rolling admissions

Intake/applications in 2016: New programme from 2018

Data, computation and analytics form ever-increasingly important elements of a wide range of professions, and this programme provides training in data science with an emphasis on real-world applications to social, economic, and political fields. You will gain core skills in data manipulation and analysis, computer programming, and research design for applications in data science, preparing you for a variety of careers in the private, non-profit and public sectors. You will take a series of data, programming, and applied quantitative methods courses. You will learn to use a variety of programming languages and applications, to create and manipulate large databases, and to think creatively about how to deploy these skills in the context of specific projects. This is an applied programme specifically designed for students without a formal computing or statistical background. The programme will culminate in a capstone project where you will creatively apply the technical skills you have learned to a project of your own design.

lse.ac.uk/grad/asds

MSc Social Research Methods

Start date: 27 September 2018

Duration: 12 months full-time,
24 months part-time

Minimum entry requirement: 2:1 degree or equivalent in social science. Relevant professional experience also considered

English requirement: Standard

GRE/GMAT requirement: None

Tuition fees: UK/EU £13,536; overseas £20,904

Financial support: Graduate Support Scheme, ESRC funding

Application deadline: None – rolling admissions

Intake/applications in 2016: 18/103

Central to the Department's activities is the MSc Social Research Methods. The MSc programme will provide you with the opportunity to develop sophistication in research design and quantitative and qualitative research while maintaining a focus in your chosen social science discipline/s. You will acquire skills of "practical scholarship" and the ability to design, conduct, analyse and report a social science project.

This programme draws on the range of expertise available within the Department, as well as related academic departments, in order to provide an advanced training in social research methodologies. The syllabus for the MSc goes some way beyond the ESRC's requirements for the first year of a 1+3 PhD programme, and it is designed as a training for doctoral research and as a pre-professional training for careers in social research in the public and private sectors.

lse.ac.uk/grad/srm

Philosophy, Logic and Scientific Method

The Department of Philosophy, Logic and Scientific Method is a world-leading centre for research in three broad areas of philosophy: decision, rational choice theory and formal epistemology; philosophy of science; and moral and political philosophy. It is committed to research that makes a significant difference not only to philosophy and the philosophies of the various sciences, but also to the practice of the sciences themselves – from economics and political science to physics, biology and medicine – as well as to the wider world. The Department's teaching is research-led: courses cover cutting-edge material and are taught by experts in the field.



I chose LSE's MSc Philosophy and Public Policy for three main reasons: the unique combination of philosophy and public policy; the expert research of our lecturers, which is reflected in the quality of teaching and the content of the courses; and the focus on analytic philosophy. After graduation, I see myself working in a think tank or a policy institute where I can apply my critical thinking and analytical skills.

Elma Dujso
The Netherlands
MSc Philosophy and Public Policy



The range of master's degrees offered by the Department reflects its strengths: it offers four different MSc programmes, each dedicated to the teaching of one of its particular areas of expertise. The MSc programmes are complemented by two MPhil/PhD programmes. This creates an active intellectual environment with students working in philosophy of science, philosophy of economics, philosophy and public policy, moral and political philosophy, decision theory, and formal epistemology. The Department is closely associated with the Centre for Philosophy of Natural and Social Science, which hosts leading visiting scholars and supports a range of research projects, seminars and lecture series, and the Forum for European Philosophy, which runs a full and varied programme of philosophy and interdisciplinary events in the UK.

lse.ac.uk/philosophy

NUMBER OF GRADUATE STUDENTS (FULL-TIME EQUIVALENT)

TAUGHT:
65

+

RESEARCH:
14

NUMBER OF

FACULTY:

17

(FULL-TIME EQUIVALENT)

RESEARCH EXCELLENCE FRAMEWORK (REF):

74% of the Department's research was rated as **WORLD-LEADING** or **INTERNATIONALLY EXCELLENT**

OUR GRADUATES

87%

OF POSTGRADUATE LEAVERS

from the Department were **in employment, completing further study** or **taking time out** just six months after graduation

GRADUATE EMPLOYMENT SECTORS INCLUDED:

CONSULTANCY

POLITICS AND GOVERNMENT

BANKING AND FINANCE

MPhil/PhD Philosophy

MPhil/PhD Philosophy of the Social Sciences

Start date: 27 September 2018

Duration: 3 to 4 years

Minimum entry requirement: Taught master's degree in philosophy with a distinction overall and in the dissertation component

English requirement: Research

GRE/GMAT requirement: None

Tuition fee: See page 42

Financial support: LSE PhD Studentships

Application deadline: 26 April 2018. Funding deadline: 8 January 2018

We accept MPhil/PhD students wishing to work in any of the fields in which the Department has special expertise, including philosophy of the natural sciences (especially physics and biology); moral and political philosophy; philosophy and public policy; philosophy of the social sciences (especially economics); decision theory, evolutionary and game theory; and formal epistemology. The Department is a small, highly-integrated and friendly place to pursue a research degree. Students attend research seminars with faculty, and there are several specialist research groups MPhil/PhD students are encouraged to join. We have very close links with the Centre for Philosophy of Natural and Social Science (CPNSS).

An essential part of becoming a good philosopher is learning how to teach, share and discuss ideas with those interested in philosophy at all levels, and students have the opportunity to teach undergraduate discussion classes.

lse.ac.uk/phd/phil
lse.ac.uk/phd/phil-ss

MSc Economics and Philosophy

Start date: Introductory Course in Mathematics and Statistics begins in late August 2018

Duration: 13 months full-time, 25 months part-time

Minimum entry requirement: First class honours degree or equivalent with concentration on economics and quantitative subjects

English requirement: Higher

GRE/GMAT requirement: GRE is required for applicants without a UK undergraduate degree

Tuition fees: £20,904

Financial support: Graduate Support Scheme

Application deadline: None – rolling admissions

Intake/applications in 2016: 6/110

Taught jointly by the Department of Economics and the Department of Philosophy, Logic and Scientific Method, this programme offers a unique combination of rigorous training in economics together with the opportunity to engage with moral, methodological and foundational questions. It is interdisciplinary and encourages students to engage constructively with key economic and political issues, whilst allowing them to explore and question their conceptual and theoretical foundations. Questions typically addressed include: What are the moral advantages and disadvantages of market institutions? Can we make interpersonal comparisons of well-being, and if so, how? How do models of economic phenomena relate to the actual social world? What are the assumptions underlying the rational choice model in economics? You will have access to the wealth of resources available in both Departments, including research seminars and colloquia on topics in economics, rational and social choice, scientific evidence and policy-making.

lse.ac.uk/grad/ep

MSc Philosophy and Public Policy

Start date: 27 September 2018

Duration: 12 months full-time,
24 months part-time

Minimum entry requirement: 2:1 degree
or equivalent in any discipline

English requirement: Higher

Tuition fees: £20,904

Financial support: Graduate Support Scheme,
Imre Lakatos Memorial Scholarship

Application deadline: None – rolling admissions

Intake/applications in 2016: 27/147

The MSc Philosophy and Public Policy provides a solid foundation in the conceptual and normative questions underlying public policy formulation. This unique degree approaches philosophical issues in public policy through the lenses of historical and contemporary developments in ethical theory and political philosophy. You will acquire

a thorough background in moral and political theory, whilst also learning to apply this knowledge to issues in public policy. LSE's distinctive approach to philosophy and public policy is one in which philosophical analysis is continuous with the scientific study of political, social and economic problems. Topics span an enormous range of policy areas, including health care, development, social security and climate change. You will engage with science policy topics like the nature of evidence, objectivity and theory choice, and will examine different approaches to the study of society such as rational, social and public choice, in addition to classic topics of political philosophy such as democracy, liberal neutrality, equality, human rights, punishment and just war. This programme provides the ideal springboard for employment in the public and governmental sectors, or further graduate work in philosophy, whilst also equipping you with the skills needed to succeed in an incredibly broad range of careers.

lse.ac.uk/grad/ppp



MSc Philosophy of Science

Start date: 27 September 2018

Duration: 12 months full-time,
24 months part-time

Minimum entry requirement: 2:1 degree
or equivalent in any discipline

English requirement: Higher

GRE/GMAT requirement: None

Tuition fees: UK/EU £13,536; overseas £20,904

Financial support: Graduate Support Scheme,
Imre Lakatos Memorial Award

Application deadline: None – rolling admissions

Intake/applications in 2016: 11/55

With a deep and rigorous programme of coursework and research in the Department of Philosophy, Logic and Scientific Method, the MSc in Philosophy of Science explores both general questions about the nature of science and specific foundational issues related to the individual sciences. It is primarily designed to be accessible and stimulating for two main audiences: those who have studied science as undergraduates and would now like to study the philosophical foundations and methodology of science in depth, and those who have studied philosophy and would now like to delve deeper into the philosophy of science. Founded in 1946 by the eminent philosopher of science Sir Karl Popper, LSE's Department of Philosophy, Logic and Scientific Method is the ideal place to explore conceptual, methodological and foundational issues in the sciences and along with the closely related Centre for Philosophy of Natural and Social Science, it enjoys an international reputation for its cutting-edge research, bustling seminar series and distinguished faculty and visitors.

lse.ac.uk/grad/ps

MSc Philosophy of the Social Sciences

Start date: 27 September 2018

Duration: 12 months full-time,
24 months part-time

Minimum entry requirement: 2:1 degree
or equivalent in any discipline

English requirement: Higher

GRE/GMAT requirement: None

Tuition fees: UK/EU £13,536; overseas £20,904

Financial support: Graduate Support Scheme,
Imre Lakatos Memorial Award

Application deadline: None – rolling admissions

Intake/applications in 2016: 19/66

Anthropology, economics, geography, political science, sociology – you already know what the social sciences are. But how do they work? What makes them special? There are clear senses in which they differ from some of the natural sciences, such as their extremely diverse set of methods and analytic techniques, but does this make the social sciences any less scientific or objective?

With LSE widely recognised as the world's leading dedicated social science institution, the MSc Philosophy of the Social Sciences is the ideal degree with which to pursue questions about human societies, and to apply philosophical reasoning to understanding the nature of the social sciences themselves.

This programme offers a critical examination of the conceptual and methodological issues underlying social scientific research and the Department's strength in philosophy of economics and rational choice theory makes it the ideal environment in which to study, examine and critique the use of these methods within the social sciences.

lse.ac.uk/grad/pss



Psychological and Behavioural Science

LSE is a thriving centre of research for the study of psychological and behavioural science and has an international reputation for its research-led teaching. Founded in 1964 the Department has been home to the first specialised degree in social psychology in the UK and the founding centre of societal psychology: the psychology of humans in complex socio-technical systems (organisations, communities, societies).



If you are a social psychologist, the Department of Psychological and Behavioural Science at LSE is the place you want to be. The Department is a vibrant community of scholars where some of the world leading research in societal psychology unfolds. Not only do academics partake in theoretical advancements but they also hold a firm commitment towards solving real world problems at the grass root level.

Apurv Chauhan
Sitamarhi, India
PhD Psychological and Behavioural Science



Our programmes emphasise the contribution of psychology and behavioural science to the understanding and analysis of contemporary social, cultural, economic and political issues. A core part of our research activity involves observing and changing behaviour in the real world. The Department's research interests are wide-ranging and include social representations, beliefs and attitudes, the influence of automatic processes and habits on behaviour, the emotional causes and consequences of decision making, the effectiveness of behaviour change interventions, the interface cognition and culture, communication, health, community development, consumption, science and society, new technologies, multiculturalism, ethnicity and race, gender and social identities. We combine multiple methodologies and draw on a diverse toolkit to consider real-world issues and train future global leaders.

lse.ac.uk/dpbs

NUMBER OF GRADUATE STUDENTS (FULL-TIME EQUIVALENT)

TAUGHT:
169

+

RESEARCH:
16

NUMBER OF

FACULTY:

13

(FULL-TIME EQUIVALENT)

THE PSYCHOLOGY OF HUMAN BEHAVIOUR

in large socio-technical systems is an **illuminating** and **necessary** part of the study of

**ORGANISATIONS,
SOCIETIES, MARKETS
AND POLICIES**

OUR GRADUATES

90%

OF POSTGRADUATE LEAVERS

from the Department were **in employment, completing further study** or **taking time out** just six months after graduation

GRADUATE EMPLOYMENT SECTORS INCLUDED:

CONSULTANCY

**FMCGs,
MANUFACTURING
AND RETAIL**

**EDUCATION
AND TEACHING**

MPhil/PhD Psychological and Behavioural Science

Start date: 27 September 2018.
For January start, contact the Department

Duration: 3 to 4 years

Minimum entry requirement: Taught master's with merit and 2:1 bachelor's degree in relevant area or equivalent

English requirement: Research

GRE/GMAT requirement: None

Tuition fee: See page 42

Financial support: LSE PhD Studentships

Application deadline: 26 April 2018. Funding deadlines: 8 January and 26 April 2018

The Department currently offers research opportunities in social and cultural psychology; organisational psychology; psychology of economic life; behavioural science; and social and public communication. Which stream you will belong to depends largely on your topic of research and the area of coursework. We encourage transdisciplinary research, methodological triangulation, lab, online or real-world experiments, collaboration within and outside LSE, theoretical diversity and research that has an impact on society. The Department has research partnerships with top institutions on all continents, and field work is often outside the UK. You will be encouraged to present at international conferences and publish in international journals. Part-time positions for research, teaching and editorial assistance are often available, offering you valuable experience and publication opportunities. The Department is at the cutting edge of new methods in digital ethnography, for which equipment and support are available in-house.

lse.ac.uk/phd/psyc

MSc Organisational and Social Psychology

Start date: 27 September 2018

Duration: 12 months full-time, 24 months part-time

Minimum entry requirement: 2:1 degree or equivalent in any discipline

English requirement: Standard

GRE/GMAT requirement: None

Tuition fees: £20,904

Financial support: Graduate Support Scheme

Application deadline: None – rolling admissions

Intake/applications in 2016: 70/258

Our MSc Organisational and Social Psychology focuses on understanding the interaction between organisations and the people who lead and work with them and in them. We draw on the best in social science research to build new insights for diagnosing organisational problems as well as for understanding and intervening to build new organisational capabilities. The programme is informed throughout by a dual objective: a rigorous approach to theory yet one firmly placed within the context of emerging organisational issues and relevant debates in the area. It addresses, at its core, the interface and synthesis of social psychological processes with practice in interdisciplinary domains in organisations and communities. The programme will be of particular benefit to those who already have some experience of working in organisations or organisational consultancy and who would like to develop their understanding in relation to innovative practice in general management, consulting, and human resource management, and of creative ways of working with others in and around organisations.

lse.ac.uk/grad/osp

MSc Psychology of Economic Life

Start date: 27 September 2018
Duration: 12 months full-time only
Minimum entry requirement: 2:1 degree or equivalent any discipline
English requirement: Standard
GRE/GMAT requirement: None
Tuition fees: UK/EU £13,536; overseas £20,904
Financial support: Graduate Support Scheme
Application deadline: None – rolling admissions
Intake/applications in 2016: 19/114

The MSc Psychology of Economic Life provides you with psychological knowledge to analyse economic phenomena and alternative business models. It teaches skills for change management and improving socio-economic systems and business models. It encompasses the domains of consumer behaviour and sustainable consumption, decision-making, corporate communication, creativity and innovation and economic life in general. Assessment is part of the learning process and makes use of case studies.

You will take core modules in the Psychology of Economic Life and Methods for Social Psychological Research. You will then choose from a range of optional courses within the Department and the School so that you can deepen or widen your expertise, and take up the advanced study of particular aspects of economic life. Over the summer period, you will complete a dissertation based on empirical research.

lse.ac.uk/grad/pel

MSc Social and Cultural Psychology

Start date: 27 September 2018
Duration: 12 months full-time, 24 months part-time
Minimum entry requirement: 2:1 degree or equivalent in social science discipline
English requirement: Standard
GRE/GMAT requirement: None
Tuition fees: UK/EU £13,536; overseas £20,904
Financial support: Graduate Support Scheme
Application deadline: None – rolling admissions
Intake/applications in 2016: 33/171

This programme explores the ways in which culture and society shape how people think, behave and relate to each other. We draw on theories, concepts and methods of social and cultural psychology to understand how societies think, how communities develop a sense of identity and how they represent controversial and important issues affecting local and global public spheres. It will give you a grounded understanding of theoretical and applied issues as well as training in a broad range of research methods. It will advance your knowledge and professional competence in the area of social and cultural psychology, and enhance your independent thinking and analytical skills. The programme is unique in its combination of social and cultural approaches to psychology. It offers an extensive choice of specialist courses, addressing a variety of theoretical and applied issues in social and cultural psychology and the social sciences.

lse.ac.uk/grad/scp



MSc Social and Public Communication

Start date: 27 September 2018

Duration: 12 months full-time,
24 months part-time

Minimum entry requirement: 2:1 degree
or equivalent in social science and relevant
professional experience

English requirement: Standard

GRE/GMAT requirement: None

Tuition fees: UK/EU £13,536; overseas £20,904

Financial support: Graduate Support Scheme

Application deadline: None – rolling admissions

Intake/applications in 2016: 40/169

The MSc Social and Public Communication explores communication as a social psychological process central to the conduct of everyday life, in public as well as in private. Communication is both the foundation of social life as well as a professional activity to influence

and persuade, to gain advantage, to build and sustain a community of trust, and to reach a common understanding on a controversial issue. You will be provided with an overview of theories of communication that enable you to analyse communication events and the practical dilemmas faced by those working in different domains of public communication.

The programme is not simply a training programme in social marketing but an academic, research based degree which will enable you, through a range of compulsory and topical courses to engage critically with existing tools of analysis, evaluation and design of communication endeavours. We offer a comparative approach, with a focus on clear language across a range of domains where public communication is pivotal. The programme is exclusively recognised by the professional certification of the Chartered Institute of Public Relations in the UK.

lse.ac.uk/grad/spc



Public Policy

The School of Public Policy is LSE's new hub for vibrant interdisciplinary training in policy-making and public management.



The MPA is a unique interdisciplinary programme at LSE that covers all aspects of policy-making from economics and political science to specific fields such as social policy, international development or public management. The second year of the MPA includes the Capstone Project, which is a consultancy project wherein students get the experience of applying the theory from class to real-world projects with client organisations.

Ashwini Hingne
Mumbai, India
Master of Public Administration



In a world in which the scale, complexity and interdependence of challenges are constantly increasing, there is an urgent and global demand for graduates who can understand and analyse a broad range of evidence to devise effective and targeted policy. Our teaching brings together LSE's expertise in economics, empirical methods and political science. These three disciplines provide a foundation of knowledge and toolkit of skills on which practical experience and detailed specialisation can be built. Through this method, our graduates are placed on a trajectory to becoming leaders in their fields, as government advisers, policy makers and policy analysts, addressing some of today's most challenging policy concerns, from climate change and poverty, to systemic risk and global markets, to crisis flows of displaced people to increasing technology and automation. We currently offer two programmes of study:

- Master of Public Administration (MPA) with six specialisations, known as policy streams (see page 175)
- Executive Master of Public Administration (EMPA), aimed at working professionals (see page 203).

lse.ac.uk/public-policy

NUMBER OF GRADUATE STUDENTS (FULL-TIME EQUIVALENT)

TAUGHT:
159

WE ENGAGE

POLICY MAKERS and POLITICAL LEADERS

to address contemporary and relevant policy challenges

OUR GRADUATES

85%

OF POSTGRADUATE LEAVERS

from the Institute were **in employment, completing further study** or **taking time out** just six months after graduation

GRADUATE EMPLOYMENT SECTORS INCLUDED:

CONSULTANCY

POLITICS AND
GOVERNMENT

BANKING
AND FINANCE



Master of Public Administration (MPA)

Start date: 10 September 2018

Duration: 22 months full-time only

Minimum entry requirement: 2:1 degree or equivalent in any discipline. In addition applicants normally require a minimum of one year's relevant professional work experience at the point of entry to the programme. However, applicants with an exceptional and outstanding academic background may use this to compensate for less than one year's work experience

English requirement: Standard

GRE/GMAT requirement: Not required but will be considered if submitted

Tuition fee: £25,368 (Year one), £25,368 (Year two)

Financial support: Graduate Support Scheme

Application deadline: None – rolling admissions

Intake/applications in 2016: 71/437

The MPA is a two-year degree in policy-making and public management. The first year, which draws on our expertise in economics, political science and empirical methods, trains students with analytical skills giving them a toolkit for policy-making. In the second year, students gain professional experience through a Capstone project with a real-life client, and take courses to graduate in one of six policy streams: Public and Economic Policy; Public Policy and Management; International Development; European Policy-Making; Public and Social Policy; and Social Impact.

Students can apply to spend their second year at one of our partner schools in the Global Public Policy Network instead of choosing a policy stream.

The MPA curriculum is complemented by tailored study support seminars, discussions led by policy-making professionals, and extensive careers guidance including MPA-only networking events with employers.

lse.ac.uk/grad/mpa



Social Policy

Social policy at LSE is about the design, analysis, and evaluation of public policies. We cover a wide range of policy areas including crime, education, health and social care, housing, migration, population, social disadvantage and inequalities, social security and individual wellbeing. The issues underpinning our work are global in application. What determines the needs, rights, and wellbeing of citizens and non-citizens? What is, and what should be, the roles of the state, the family, the market, and civil society?



Social and public policies affect people at every stage of their lives, regardless of the country they live in – but what are the appropriate roles for governments, NGOs, families, and the market? Our new MSc International Social and Public Policy is designed to answer these questions. Analysing policy processes within a global institution such as LSE, with students from all over the world, provides a truly international perspective on the subject matter. We've got a lot to offer – come and join us!

Stephen Jenkins
Head of Department



Social policy as a discipline was founded here, and the Department continues to lead the discipline in teaching and research. Our work is multidisciplinary, international and comparative in outlook and applications, covering both developing and developed nations. We are particularly concerned with assessing inequalities in policy drivers and outcomes. We are actively engaged in local, national and international policy debates, and provide analysis and advice to government and non-governmental organisations around the world. We will provide you with a high quality education, helping you to develop skills in social and public policy within an intellectually vibrant environment. Our research centres and units such as the Centre for Analysis of Social Exclusion (CASE), the Mannheim Centre for Criminology, the Ageing, Lifecourse and Population Health Analysis Group (ALPHA), and the Education Research Group, have outstanding national and international reputations.

lse.ac.uk/socialPolicy

NUMBER OF GRADUATE STUDENTS (FULL-TIME EQUIVALENT)

TAUGHT:
168

+

RESEARCH:
37

NUMBER OF

FACULTY:

23

(FULL-TIME EQUIVALENT)

RESEARCH EXCELLENCE FRAMEWORK (REF):

94% of the Department's research was rated as **WORLD-LEADING** or **INTERNATIONALLY EXCELLENT**

OUR GRADUATES

90%

OF POSTGRADUATE LEAVERS

from the Department were **in employment, completing further study** or **taking time out** just six months after graduation

GRADUATE EMPLOYMENT SECTORS INCLUDED:

POLITICS AND GOVERNMENT

CONSULTANCY

NGOs, CHARITIES AND INTERNATIONAL DEVELOPMENT

MPhil/PhD Social Policy MPhil/PhD Demography/ Population Studies

Start date: 27 September 2018

Duration: 3 to 4 years

Minimum entry requirement: 2:1 bachelor's degree or equivalent, plus high merit (65+) in a master's degree or equivalent, preferably in social policy or public policy

English requirement: Research

GRE/GMAT requirement: None

Tuition fee: See page 42

Financial support: LSE PhD Studentships, ESRC funding

Application deadline: 14 June 2018. Funding deadlines: 8 January and 26 April 2018

The Department has 44 research students and is able to offer supervision in a wide range of specialist topics. Students are members of a vibrant and exciting research community. The LSE Library has a full collection of UK, US and EU public documents, parliamentary papers and statistical data. Computer facilities dedicated to research students exist within the Department, and a wide range of computer packages for quantitative and qualitative analysis are available. You will attend a seminar series run by the doctoral programme director and are encouraged to take courses in the Department of Methodology and in the Department of Social Policy. In the first year, you will register initially for the MPhil programme, and undertake specific training in research methods as required. In subsequent years, you will continue your research under the guidance of your supervisors, participate in seminars and present your work from time to time. You will also be encouraged to give conference presentations.

lse.ac.uk/phd/sopol
lse.ac.uk/phd/pop

MSc Criminal Justice Policy

Start date: 27 September 2018

Duration: 12 months full-time,
24 months part-time

Minimum entry requirement: 2:1 degree or equivalent in social science or law, or a degree in another field with relevant practitioner experience

English requirement: Higher

GRE/GMAT requirement: None

Tuition fees: UK/EU £10,728; overseas £20,904

Financial support: Graduate Support Scheme

Application deadline: None – rolling admissions

Intake/applications in 2016: 13/91

The MSc Criminal Justice Policy provides an opportunity to apply the concepts and theoretical perspectives from criminology, sociology, law and psychology to the subject of crime and the major criminal justice institutions. The programme will provide students with the intellectual tools, from theory, empirical research, and policy analysis, to engage with current debates within criminology and criminal justice. It asks challenging questions such as: How can we explain the significant crime drop seen in most Western nations in recent decades? What can government or other agencies do to reduce fear of crime? Should people go to prison for punishment or as punishment? How can political economy and cultural analysis account for variations in penal policy across states? You will take a compulsory course in Criminal Justice Policy, which provides a detailed and critical introduction to the study of criminal justice institutions, practices and participants, along with optional courses and a 10,000 word dissertation.

lse.ac.uk/grad/cjp



MSc Global Population Health

Start date: 27 September 2018

Duration: 12 months full-time only

Minimum entry requirement: 2:1 degree or equivalent in any discipline

English requirement: Higher

GRE/GMAT requirement: None

Tuition fees: UK/EU £13,536; overseas £20,904

Financial support: Graduate Support Scheme

Application deadline: None – rolling admissions

Intake/applications in 2016: 14/68

This programme provides state-of-the-art training in global population health, from a substantive, technical and policy perspective. You will analyse policy and research addressing a variety of issues, including: population health needs (current and future); determinants of population health; global health policy

debates; research skills for analysing and planning for population and health. This unique master's programme offers a population health dimension in the study of global health. It combines developments in disease epidemiology, health policy and health financing to illuminate pertinent issues in population health. It has a global focus and represents a shift from the core interests in population and health to a multidimensional approach from a number of disciplines. At the end of this degree you will be able to critically understand issues that global populations face, such as ageing and its health consequences; urbanisation and the relationship to health inequalities; the double burden of disease and malnutrition and the future health expenditure; the effect of environment to health; and the relationship of international migration and health. Potential employers are national and international organisations in public, private and non-profit sectors.

lse.ac.uk/grad/gph



MSc International Social and Public Policy | MSc International Social and Public Policy (Development) | MSc International Social and Public Policy (Non-Governmental Organisations) | MSc International Social and Public Policy (Migration)

Start date: 27 September 2018

Duration: 12 months full-time, 24 months part-time

Minimum entry requirement: 2:1 degree or equivalent in a relevant social science

English requirement: Higher

GRE/GMAT requirement: None

Tuition fees: UK/EU £13,736; overseas £21,104

Financial support: Graduate Support Scheme

Application deadline: None – rolling admissions


Intake/applications in 2016: New programme from 2018

Meeting human needs and increasing well-being are universal policy goals but are addressed differently around the world, with different roles for governments,

NGOs, families, and markets. Our ISPP programme incorporates this international and comparative perspective to policy design and evaluation. Looking at low-, middle-, and high-income countries, you will gain the skills to identify key social challenges and to analyse the social and public policies used to address them.

You can choose the MSc ISPP, with unrestricted option courses, or you can take particular optional courses to provide you with a specialism in Development, Non-Governmental Organisations, or Migration. You can decide to specialise either when you apply or early in the first term. Our programmes equip you for a career in social and public policy in government, NGOs, international organisations, private sector providers, or in academia.

lse.ac.uk/grad/ispp



MSc Social Policy (Research)

Start date: 27 September 2018

Duration: 12 months full-time, 24 months part-time

Minimum entry requirement: 2:1 degree or equivalent in any discipline, with social science background and/or work experience in the social policy field advantageous

English requirement: Higher

GRE/GMAT requirement: None

Tuition fees: UK/EU £10,728; overseas £20,904

Financial support: Graduate Support Scheme, ESRC funding

Application deadline: None – rolling admissions

Intake/applications in 2016: 14/65

This programme combines advanced training in research methods with hands-on experience of social policy research. Through a set of high-quality, integrated courses taught by leading academics in the field – themselves engaged in

impactful research – it equips you with transferable research skills and an in-depth understanding of social policy, before you move on to lead your own research, in a PhD or employment in an international organisation, government, NGO or the private sector. The programme is provided in conjunction with the Department of Methodology, and offers advanced training in both quantitative and qualitative methods along with a specialist taught course on social policy evaluation (including randomised controlled trials) and the relationship between research and policy. You will also take up to two optional courses in national or international social policy areas of your choice including health, education, housing, criminal justice, poverty, inequality and climate change. A key component of the MSc is a 10,000-word dissertation on a topic individually selected by you, prepared with the guidance of a personal supervisor, involving original empirical research, possibly through a research placement.

lse.ac.uk/grad/spr





Sociology

The Department of Sociology was the first to be created in Britain and has played a key role in establishing and developing the discipline nationally and internationally since 1904. The Department is committed to empirically rich, conceptually sophisticated, and socially and politically relevant research and scholarship. While building upon the traditions of the discipline it seeks to play a key role in developing new intellectual areas, and addressing the social problems and ethical dilemmas that face a globalised society.



LSE's consistently high ranking, its interdisciplinary approach and the fact that there is a fully-equipped human rights centre right here on campus really appealed to me. The MSc Human Rights demands independent and critical thinking; it challenges the status quo and examines complex and intractable issues with an objective lens. It encourages students to ask better questions and delve deeper. The diversity of students here allows you to learn from your peers as well as the lecturers.

Alecia Maragh
Kingston, Jamaica
MSc Human Rights

There are four research areas which constitute the Department's strategic priorities: economy, technology and expertise; politics and human rights; social inequalities; and urban sociology.

The Department plays a key role in interdisciplinary initiatives, including the International Inequalities Institute, LSE Cities, and the Centre for the Study of Human Rights. The Department is also home to two leading Journals: the *British Journal of Sociology*, and *Economy and Society*.



NUMBER OF GRADUATE STUDENTS (FULL-TIME EQUIVALENT)

TAUGHT:
231

+

RESEARCH:
27

NUMBER OF

FACULTY:

26

(FULL-TIME EQUIVALENT)

RESEARCH EXCELLENCE FRAMEWORK (REF):

80% of the Department's research was rated as **WORLD-LEADING** or **INTERNATIONALLY EXCELLENT**

OUR GRADUATES

88%

OF POSTGRADUATE LEAVERS

from the Department were **in employment, completing further study** or **taking time out** just six months after graduation

GRADUATE EMPLOYMENT SECTORS INCLUDED:

POLITICS AND GOVERNMENT

NGOs, CHARITIES AND INTERNATIONAL DEVELOPMENT

EDUCATION AND TEACHING

MPhil/PhD Sociology

Start date: 27 September 2018

Duration: 3 to 4 years

Minimum entry requirement: 2:1 bachelor's degree or equivalent and a merit in a taught master's degree in a social science

English requirement: Research

GRE/GMAT requirement: None

Tuition fee: See page 42

Financial support: LSE PhD Studentships, ESRC funding, Leverhulme Trust

Application deadline: 8 June 2018. Funding deadlines: 8 January and 26 April 2018

The Department is committed to empirically rich, conceptually sophisticated, and socially and politically relevant research and scholarship, and values contribution from MPhil/PhD students. In your first year, you can choose to study a range of methods and specialist courses from a variety of institutes and departments at LSE. You must attend the first year research class for MPhil students and take courses in methodology. At the end of the year, you will produce a 5,000 word research proposal, outlining the aims and methods of your thesis. This has to reach an acceptable standard to enable you to progress to the second year. After the first year, you will spend more time on independent study under the guidance of your personal supervisor. This will involve the collection, organisation, analysis and writing up of data and ideas. You will have the opportunity to attend a regular general research seminar and/or specialist workshops and seminars where you will actively contribute by presenting papers and joining in the general discussion.

lse.ac.uk/phd/soc

MPhil/PhD Cities

Start date: 27 September 2018

Duration: 3 to 4 years

Minimum entry requirement: Merit in a taught master's in a related discipline

English requirement: Research

GRE/GMAT requirement: None

Tuition fees: See page 42

Financial support: LSE PhD Studentships, ESRC funding

Application deadline: 8 June 2018. Funding deadlines: 8 January and 26 April 2018

The Cities Programme is an innovative and interdisciplinary graduate programme that addresses the challenges of urban development and design in their social, economic, environmental and political contexts. Its central objective is to relate the social and spatial organisation of cities and urban processes. The programme takes a multidisciplinary approach to these issues, drawing on expertise and insights from the social and economic sciences, architecture and urban design, planning and environmental studies, and other fields. The programme includes training in research design, practice and presentation, access to relevant graduate taught courses to enhance general and project-specific skills, a range of student-led and international collaborations and initiatives, and opportunities for exchange and networking through other partnerships. PhD students researching in the fields of cities, space, design, architecture and urban studies are an essential part of the Cities Programme culture. Our faculty and students come from a range of national as well as disciplinary contexts, enhancing the programme's vibrant research and teaching environment.

lse.ac.uk/phd/ct

MSc City Design and Social Science

Start date: 27 September 2018

Duration: 12 months full-time, 24 months part-time

Minimum entry requirement: 2:1 degree or equivalent; relevant professional qualifications/experience in architecture, urban design, planning, engineering, social science, law, economics and management will also be considered as appropriate

English requirement: Higher

GRE/GMAT requirement: None

Tuition fees: UK/EU £26,976; overseas £27,504

Financial support: Graduate Support Scheme

Application deadline: None – rolling admissions

Intake/applications in 2016: 22/142

This innovative master's programme focuses on the relations between city design and the physical, social, and political organisation of cities and urban environments. Design is explored as a field of research, knowledge, and practice that shapes urban space, responds to urban problems and possibilities of transformation, and integrates critical and practical approaches to the city.

It is distinctive as a studio-based master's with a social science foundation and a strong orientation to practice. The programme includes an international field trip, an independent project, masterclasses, taught courses and a core studio workshop.

lse.ac.uk/grad/cdss

MSc Culture and Society

Start date: 27 September 2018

Duration: 12 months full-time, 24 months part-time

Minimum entry requirement: 2:1 degree or equivalent in a relevant discipline

English requirement: Higher

GRE/GMAT requirement: None

Tuition fees: UK/EU £13,536; overseas £20,904

Financial support: Graduate Support Scheme

Application deadline: None – rolling admissions

Intake/applications in 2016: 29/167

The MSc Culture and Society gives its students the opportunity to develop expertise in the social study of cultural processes. Its ethos emphasises tight integration of leading-edge cultural theory, innovative methodologies and attention to the most significant cultural trends and practices, globally and locally. Cultural Theory and Forms is a compulsory course designed to support you in developing a foundation in sociological approaches to cultural research.

Through optional courses you are free to study and research any social processes that fall within the many broad understandings of "culture". You may take courses on, or pursue independent research projects towards dissertations in areas such as textual or visual analyses of cultural texts; ethnographies of culture and media industries; studies of urban space, design or city culture; consumption and consumer culture; multi-culturalism and ethnicity; gender and sexuality; class and cultural capital.

lse.ac.uk/grad/cuso

MSc Economy, Risk and Society

Start date: 27 September 2018

Duration: 12 months full-time,
24 months part-time

Minimum entry requirement: 2:1 degree or equivalent, preferably in sociology/social science

English requirement: Higher

GRE/GMAT requirement: None

Tuition fees: UK/EU £13,536; overseas £20,904

Financial support: Graduate Support Scheme

Application deadline: None – rolling admissions

Intake/applications in 2016: 26/197

This is an advanced sociology programme which focuses on risk and economic life. Understanding the challenges and possibilities confronted by contemporary societies – from technological disasters and natural catastrophes to novel forms of economic organisation and public participation – requires grasping the role and dynamics of economies and regulatory institutions in today's world. This programme offers a flexible yet comprehensive introduction to the sociologies of risk and economic life, thereby providing a strong theoretical and methodological foundation for engaging in current discussions on the future of our societies. The programme covers the most significant and recent developments in the sociologies of risk and economic life, and will enable you to develop critical skills that advance your knowledge of the socio-economic dynamics of contemporary societies. Through optional courses, you can specialise in the sociology of risk and regulation, the sociology of markets, employment relations, and the sociology of science and technology.

lse.ac.uk/grad/ers

MSc Human Rights

Start date: 27 September 2018

Duration: 12 months full-time,
24 months part-time

Minimum entry requirement: 2:1 degree or equivalent in law or a social science, or a degree in another discipline with demonstrable interest in human rights or relevant experience as a practitioner

English requirement: Higher

GRE/GMAT requirement: None

Tuition fees: UK/EU £15,384; overseas £22,440

Financial support: Graduate Support Scheme

Application deadline: None – rolling admissions

Intake/applications in 2016: 56/296

This unique multidisciplinary programme provides a concentrated year-long engagement with the foundations of human rights and key human rights issues. Human rights are not just an object of study, but also a matter of policy, intervention and practice. The programme links theory and practice in a multidisciplinary way and aims to equip students with knowledge of the key legal, sociological and philosophical issues relevant to human rights. During the programme, you will engage in an academically rigorous way with some of the most compelling issues in contemporary human rights. The programme is unique in linking legal, philosophical, sociological and political perspectives on human rights through a rigorous and analytical approach. The programme serves as an introduction to the core standards and structures of human rights and discusses a range of key issues in the current, ongoing debates about the role of human rights.

lse.ac.uk/grad/huri

MSc Inequalities and Social Science

Start date: 27 September 2018

Duration: 12 months full-time, 24 months part-time

Minimum entry requirement: 2:1 degree or equivalent in any discipline. Social science background or work experience in social policy advantageous

English requirement: Higher

GRE/GMAT requirement: None

Tuition fees: UK/EU £13,536; overseas £20,904

Financial support: Graduate Support Scheme

Application deadline: None – rolling admissions

Intake/applications in 2016: 18/110

As a result of dramatic economic and social changes over recent years, the study of inequality has rapidly developed as one of the most important areas of interdisciplinary social scientific study. Associated with LSE's International Inequalities Institute, this is a comprehensive and wide-ranging programme, providing an introduction to a range of interdisciplinary approaches to the social scientific analysis of inequality. The programme will enable you to develop theoretical awareness of different conceptions of the meaning of inequality and its various dimensions in an international context. It will introduce you to the political economy of inequality and the role of political institutions in combating inequality, as well as different methods for the measurement of inequality, both quantitative and qualitative. It will provide you with the skills to go onto conducting research in the area of inequalities. You will take a compulsory course, at least one methods course, optional courses and will complete a dissertation of 10,000 words.

lse.ac.uk/grad/iss

MSc Political Sociology

Start date: 27 September 2018

Duration: 12 months full-time, 24 months part-time

Minimum entry requirement: 2:1 degree or equivalent in any discipline

English requirement: Higher

GRE/GMAT requirement: None

Tuition fees: UK/EU £13,536; overseas £20,904

Financial support: Graduate Support Scheme

Application deadline: None – rolling admissions

Intake/applications in 2016: 16/83

Political sociology is a subject with a long and distinguished history and a thriving contemporary debate. The MSc Political Sociology is designed to look beneath the day-to-day controversies of politics in order to explore the underlying forces that either promote or retard political and social change. The programme will provide you with the analytical tools and the empirical knowledge to understand some of the fundamental forces that have shaped, and are shaping, the world in which we live. It combines a strong core course that explores classic empirical and historical puzzles about the relationship between politics and society, with the flexibility to develop individual interests in a wide range of different areas. It will give you the opportunity to expand your knowledge of politics and society, and to build up special expertise in particular areas. It will also give you the opportunity to develop your capacity for rigorous oral and written argument. Seminar discussion and essay writing will foster a critical approach which will encourage you to re-evaluate commonly accepted ideas, to consider alternative explanations for important social and political developments, and to support your own conclusions with carefully deployed evidence.

lse.ac.uk/grad/pols



MSc Sociology

Start date: 27 September 2018

Duration: 12 months full-time,
24 months part-time

Minimum entry requirement: 2:1 degree or
equivalent in social science discipline

English requirement: Higher

GRE/GMAT requirement: None

Tuition fees: UK/EU £13,536; overseas £20,904

Financial support: Graduate Support Scheme

Application deadline: None – rolling admissions

Intake/applications in 2016: 28/173

Our Sociology master's degree offers training in the most significant recent developments in sociology. You will develop your critical and analytical abilities, methodological skills and expertise in substantive sociological topics. You will develop your own research project in any aspect of the discipline that interests you, and choose optional courses from a wide selection both within and outside the Sociology Department. MSc Sociology provides a balance of sociological theory, methodology and substantive topics. You take a total of three course units through a combination of full and/or half units and you complete a dissertation of up to 10,000 words on a subject of interest related to the courses and approved by the Department.

lse.ac.uk/grad/so



Statistics

The Department of Statistics has a distinguished history. Its roots can be traced back to the appointment of Sir Arthur Bowley at LSE in 1895. Presidents of the Royal Statistical Society drawn from the Department include Arthur Bowley, Maurice Kendall, Roy D G Allen, Henry Wynn, Claus Moser, James Durbin and David J Bartholomew. The Department has an international reputation for development of statistical methodology that has grown from its long history of active contributions to research and teaching in statistics for the social sciences.



Statistics is important in every industry in modern society; you need statistics to analyse data and ultimately to solve empirical problems. My programme enables me to apply my statistical knowledge to real world problems in finance and economics.

Huang Feng
Suzhou, China
PhD Statistics



Our core areas of research are social statistics, time series and statistical learning as well as probability and risk management in insurance and finance. We enjoy close links with other departments and offer regular seminars and other departmental activities that help to create a vibrant environment for study and research. The Centre for the Analysis of Time Series (CATS) is closely linked to the Department and we have close links with the Institute and Faculty of Actuaries and industrial partners.

Graduate study of statistics is often vocational, though no progress can be made without a lively intellectual interest in both the methodological principles of statistical modelling and practical applications. The Department provides a thriving, hardworking, friendly and supportive environment in which these interests can be pursued.

lse.ac.uk/statistics

NUMBER OF GRADUATE STUDENTS (FULL-TIME EQUIVALENT)

TAUGHT:
76

+

RESEARCH:
24

NUMBER OF

FACULTY:

23

(FULL-TIME EQUIVALENT)

RESEARCH EXCELLENCE FRAMEWORK (REF):

84%

of the Department's research was rated as

WORLD-LEADING or **INTERNATIONALLY EXCELLENT**

OUR GRADUATES

79%

OF POSTGRADUATE LEAVERS

from the Department were **in employment, completing further study** or **taking time out** just six months after graduation

GRADUATE EMPLOYMENT SECTORS INCLUDED:

BANKING AND FINANCE

CONSULTANCY

MPhil/PhD Statistics

Start date: Intake at the start of Michaelmas, Lent and Summer term

Duration: 3 to 4 years

Minimum entry requirement: Taught master's with a substantial statistical element, usually with a distinction, or equivalent experience

English requirement: Research

GRE/GMAT requirement: None

Tuition fees: See page 42

Financial support: LSE PhD Studentships, ESRC funding

Application deadline: 26 April 2018. Funding deadlines: 8 January and 26 April 2018

If you are admitted to the MPhil/PhD programme, you will be registered initially for the MPhil with transfer to PhD dependent on your successful progression in years one and two. You will have two supervisors who will monitor your work closely and provide detailed guidance on your choice of research topic. You will present your work in seminars and at an annual presentation event. We encourage students to produce research posters for display in the Department and to present at conferences and workshops. In addition to LSE's computing resources, we have networked departmental workstations exclusively for the use of research students. There is an extensive collection of software available; both commercial packages and in-house products. The LSE Library has a good collection of research monographs and journals and you may access databases of research information. There is a comprehensive assembly of worldwide official statistics. The Department has a dedicated library with statistical journals and books, which is available to research students.

lse.ac.uk/phd/stats

MSc Data Science

Start date: 27 September 2018

Duration: 12 months full-time only

Minimum entry requirement: 2:1 degree or equivalent in a relevant discipline, including a substantial amount of mathematics

English requirement: Standard

GRE/GMAT requirement: None

Tuition fees: UK/EU: £26,976; overseas: £27,504

Financial support: Graduate Support Scheme

Application deadline: None – rolling admissions

Intake/applications in 2016: New programme from 2017

The MSc Data Science provides training in data science methods, emphasizing statistical perspectives. You will receive a thorough grounding in theory, much of it at a high mathematical level, as well as learn technical and practical skills of data science, enabling you to apply advanced methods of data science and statistics to investigate real world questions. Your core courses will provide you with comprehensive coverage of some fundamental aspects of data, computational techniques and statistical analysis. You choose courses from options including Distributed Computing for Big Data and Statistical Computing, Financial Statistics and Probabilistic Methods in Risk Management and Insurance. The programme combines traditional lectures with computer lab sessions, where you work with data to complete hands-on exercises using programming tools. The Capstone Project or dissertation will assess your ability to take on large-scale data-based problem solving, providing a realistic example of the challenges faced in big data settings by the kinds of organisations for which the programme provides natural training.

lse.ac.uk/grad/dsci

MSc Quantitative Methods for Risk Management

Start date: Mandatory pre-sessional course begins early September 2018

Duration: 10 months full-time (see Bologna process page 11), 22 months part-time

Minimum entry requirement: 2:1 degree or equivalent in actuarial science, mathematics, statistics, or mathematical economics/finance

English requirement: Standard

GRE/GMAT requirement: None

Tuition fees: UK/EU £26,976; overseas £27,504

Financial support: Graduate Support Scheme

Application deadline: None – rolling admissions

Intake/applications in 2016: 26/146

The MSc Quantitative Methods for Risk Management – formerly known as MSc Risk and Stochastics - offers in-depth instruction in probabilistic, statistical, and computational methods to quantify risk arising from, but not limited to, economic, financial, and insurance applications. This programme is LSE's timely response to industry's strong demand in experts with quantitative expertise in risk management, finance, insurance, and their interface. This programme will instruct you in theoretical as well as practical aspects of various quantitative methods to measure and mitigate financial and insurance risk. It draws on diverse disciplines, from mathematical finance, actuarial science to statistics and computation. You will work with real financial data to receive hands-on training in real-world problems and case studies. This programme draws on world class research in modern financial and actuarial mathematics and statistics within the Department. The programme aims to prepare you for a range of expert careers in financial and insurance industries, in regulatory bodies, and in applied and theoretical research.

lse.ac.uk/grad/qmrm

MSc Statistics

MSc Statistics (Research)

Start date: 27 September 2018

Duration: 9 months full-time, 21 months part-time (non-research) (see Bologna process page 11); 12 months full-time or 24 months part-time (research)

Minimum entry requirement: 2:1 degree or equivalent in a relevant discipline, including a substantial amount of statistics and mathematics

English requirement: Standard

GRE/GMAT requirement: None

Tuition fees: UK/EU £13,536; overseas £20,904

Financial support: Graduate Support Scheme, ESRC funding (research track)

Application deadline: None – rolling admissions

Intake/applications in 2016: 23/247

The MSc Statistics provides intensive training in statistics applicable to the social sciences, econometrics and finance, equipping you for work as a professional statistician. You will learn how to analyse and critically interpret data, build statistical models of real situations, and use programming tools and statistical software packages. The compulsory course provides a comprehensive coverage of fundamental aspects of probability and statistics methods and principles. You will also learn to code in the R Statistical computing environment. You will choose from optional courses on more advanced statistical modelling, computational methods, statistical computing and advanced probability theory, and specialist courses from other departments. Those on the research track will substitute one unit (of four) with a dissertation. Graduates of the programme are awarded Graduate Statistician (GradStat) status by the Royal Statistical Society.

lse.ac.uk/grad/stat
lse.ac.uk/grad/stat-res

MSc Statistics (Financial Statistics)

MSc Statistics (Financial Statistics) (Research)

Start date: 27 September 2018

Duration: 9 months full-time or 21 months part-time (non-research); 12 months full-time or 24 months part-time (research)

Minimum entry requirement: 2:1 degree or equivalent with a substantial amount of statistics and mathematics

English requirement: Standard

GRE/GMAT requirement: None

Tuition fees: UK/EU £26,976; overseas £27,504

Financial support: Graduate Support Scheme, ESRC funding (research track)

Application deadline: None – rolling admissions

Intake/applications in 2016: 25/364

The Financial Statistics stream of the MSc Statistics programme is mainly intended for students wishing to pursue careers in the finance industry or as a stepping stone towards PhD study in statistics for finance. It provides high-level training in statistics with applications in finance and econometrics. You will learn to analyse and critically interpret data, build statistical models of real situations, and use statistical software packages. There are three compulsory courses; Statistical Inference: Principles, Methods and Computation; Time Series; and Financial Statistics. You will also learn to code in the R statistical computing environment. Students on the taught master's programme will take optional courses to the value of two units, including selected options from the Department of Finance. Those on the research track will substitute one unit (of four) with a dissertation. Graduates of the programme are awarded Graduate Statistician (GradStat) status by the Royal Statistical Society if a specific combination of modules is taken.

lse.ac.uk/grad/sfs lse.ac.uk/grad/sfs-res

MSc Statistics (Social Statistics)

MSc Statistics (Social Statistics) (Research)

Start date: 27 September 2018

Duration: 9 months full-time, 21 months part-time (non-research); 12 months full-time, 24 months part-time (research)

Minimum entry requirement: 2:1 degree or equivalent in a relevant discipline, including substantial amount of statistics and mathematics

English requirement: Standard

GRE/GMAT requirement: None

Tuition fees: UK/EU: £13,536; overseas: £20,904

Financial support: Graduate Support Scheme

Application deadline: None – rolling admissions

Intake/applications in 2016: New programme from 2017

The programme aims to provide high-level training in the theory and application of modern statistical methods, with a focus on methods commonly used in the social sciences. You will gain insights into the design and analysis of social science studies, including large and complex datasets, study the latest developments in statistics, and learn how to apply advanced methods to investigate social science questions. Two core courses provide training in fundamental aspects of probability and statistical theory and methods, the theory and application of generalised linear models, and programming and data analysis using the R and Stata packages. You will also take optional courses on more advanced statistical modelling, computational methods and statistical computing and specialist courses from other departments. Students on the research track will substitute one unit (of four) with a dissertation. It will prepare you for work within the public sector, market research organisations and survey research organisations, or for further study.

lse.ac.uk/grad/ss
lse.ac.uk/grad/ss-res

Executive programmes

LSE offers a range of executive master's programmes for mid-career to senior level professionals.

Tailored towards working professionals, programmes are either modular or part-time, allowing you to continue your employment commitments while furthering your studies.

The programmes benefit from the School's exceptional links with the outside world, both within the academic community and externally with policy practitioners.



After working for the UN for a few years in strategic analysis, I was looking for an executive master's programme with an interdisciplinary approach to strategy, combining a security and political perspective with a focus on current trends such as resource scarcity and population growth, and in which my professional experience would be of value. LSE seemed like an obvious choice.

Catharina Goldschmidt

MSc International Strategy and Diplomacy
Ludwigsburg, Germany



Executive MSc Behavioural Science

Start date: September 2018

Duration: Taught over 16 months in modular blocks

Minimum entry requirement: 2:1 degree or equivalent and three years relevant work experience

English requirement: Standard

GRE/GMAT requirement: None

Tuition fees: £31,500

Financial support: This programme is not eligible for LSE financial support

Application deadline: None – rolling admissions

Intake/applications in 2016: 44/112

Recognising the limitations of traditional practice and research methods, many organisations now engage with the idea of applying behavioural insights to their organisational challenges. Behavioural science may be directly related to your current role, or you may wish to pursue the programme for your own personal or career development. This programme provides the opportunity for full-time professionals in any sector to pursue new and expanded opportunities within the emerging and exciting field of behavioural science. The programme is taught by specialists at the forefront of research in behavioural science, in a multidisciplinary environment with links to specialist research groups based in departments across LSE and the Behavioural Science Hub. It is taught in a modular format, with courses taking place at LSE during three two-week sessions in September, January and April. In between teaching sessions you will also complete various assessments, and will have access to online support from faculty. You will also complete a dissertation on a topic of your choice.

lse.ac.uk/exec/besc

Executive MSc in Cities

Start date: Mid September 2018

Duration: 18 months (five modular teaching blocks over 12 months, followed by six month consultancy project)

Minimum entry requirement: 2:1 degree in any discipline or equivalent professional qualification, plus, typically, a minimum of 10 years of professional experience in an urban related public/private/third sector, or another sector

English requirement: Higher

GRE/GMAT requirement: None

Tuition fees: £32,376

Financial support: Some available – see emc.lsecities.net

Application deadline: None – rolling admissions

Intake/applications in 2016: 23/47

The Executive MSc in Cities is designed for public, private and third-sector leaders who want to deliver large-scale change in cities. Based at LSE Cities, a leading international centre that has informed global urban practice for the last sixteen years, we deploy the Centre's global network of city leaders and the School's leading urban specialty faculty to put the latest ground-breaking research to business and public action. The executive programme provides specially designed, interdisciplinary courses focused on applied research and methods, and a modular teaching programme, designed to meet the needs of leading professionals from international, national and metropolitan organisations as well as companies and corporations involved in shaping the urban world. It delivers an integrated set of executive level courses that work across complex and connected issues helping you to analyse urban projects and policies from rigorous economic, social and environmental perspectives.

lse.ac.uk/exec/ec

MSc Finance (part-time)

Start date: Pre-sessional course will start mid-September 2018

Duration: 21 months part-time (see Bologna process page 11)

Minimum entry requirement: 2:1 degree or equivalent in any discipline and good quantitative skills. Relevant work experience will be considered a strong advantage

English requirement: Standard

GRE/GMAT requirement: GRE or GMAT is recommended, especially for those whose quantitative skills are not demonstrated by their undergraduate studies

Tuition fee: £17,100 (year one), £17,100 (year two)

Financial support: This programme is not eligible for LSE financial support

Application deadline: None – rolling admissions, although we advise applying before August

Intake/applications in 2016: 68/166

The MSc Finance (part-time) programme provides a unique opportunity to pursue a world-leading MSc Finance degree alongside a full-time career. It is designed for professionals working in London who aspire to high-powered careers in finance and who wish to acquire a more in-depth and academically rigorous knowledge of the subject. It is specifically tailored to meet the needs and demands of part-time students in employment, in terms of academic content and in terms of the structure and timing of teaching and the support provided for students. The academic structure and content is identical to the full-time MSc Finance programme, only differing in the mode of teaching, which is delivered through evening sessions. LSE is ideally located for professionals to commute to and from the office.

lse.ac.uk/exec/fpt

Executive MSc Health, Economics, Policy and Management

Start date: First two-week session to commence December 2018

Duration: 24 months in modular blocks

Minimum entry requirement: 2:1 degree or equivalent and three years' relevant work experience

English requirement: Standard

GRE/GMAT requirement: None

Tuition fees: £9,947 (year one), £9,947 (year two)

Financial support: This programme is not eligible for LSE financial support

Application deadline: None – rolling admissions

Intake/applications in 2016: 52/136

The programme aims to help professionals accelerate their existing careers by exploring new options within the pharmaceutical and healthcare fields and enhancing their existing set of health management, economics and policy skills. You will also gain a theoretical and conceptual understanding of health-related topics. You will have the opportunity to engage with the UK's top academics, policy-makers and professionals in international health. You will be taught by leading UK and European academics in the areas of health economics, management and policy. This is a modular programme, with four two-week intensive LSE-based lecture courses, as well as a dissertation on a topic of your choice. You have the flexibility to customise your curriculum by choosing from a range of options, allowing you to pursue your areas of interest. Previous participants on the programme have included a diverse group of professionals from various health services, insurance funds, international agencies and health care, pharmaceutical and consulting companies from across the globe.

lse.ac.uk/exec/hepm

Executive MSc in Health Economics, Outcomes and Management in Cardiovascular Sciences

Start date: First two-week session to commence December 2018

Duration: Taught over 24 months in modular blocks, maximum of 50

Minimum entry requirement: 2:1 degree in any discipline, with clinical, health policy and economics background and/or work experience in the health policy and economics field

English requirement: Standard

GRE/GMAT requirement: None

Tuition fees: £12,854 (year one), £12,854 (year two)

Financial support: This programme is not eligible for LSE Financial Support. Scholarships are available from the European Society of Cardiology

Application deadline: None – rolling admissions

Intake/applications in 2016: 42/145

This programme is delivered by faculty based in LSE Health, one of the Department of Health Policy's associated research centres and one of the world's most highly rated research and teaching centres. Offered in collaboration with the European Society of Cardiology, it aims to provide practicing healthcare professionals with a set of tailored courses in health economics, outcomes research and health care management in cardiovascular sciences. It will prepare you to explore new research, advisory, consulting, and leadership roles through unique modules tailored for practicing healthcare professionals. In addition to gaining a theoretical and conceptual understanding of health economics and outcomes research, you will acquire new skills to accelerate or refocus your career. Upon graduation, it will allow you to expand your employment opportunities in related sectors including the pharmaceutical and medical devices industries, consultancies, government, and non-governmental organisations.

lse.ac.uk/exec/heomcs

LSE-Chicago Double Executive Master's in Health Policy

Start date: September 2018, first module at LSE in November 2018

Duration: 2 years, in a modular format (two 2-3-week full-time teaching blocks each year)

Minimum entry requirement: 2:1 degree or equivalent in a relevant academic subject (including science, medicine, economics, political science, sociology, other social sciences). Health-related work experience is advantageous

English requirement: Standard

GRE/GMAT requirement: None

Tuition fees: USD \$80,000

Financial support: This programme is not eligible for LSE financial support

Application deadline: None – rolling admissions

Intake/applications in 2016: New programme from 2018

The large shift in the world's global resources within the health sector has seen a general increase in the demand for specialised master's programmes in health policy. This programme responds to this need by preparing students to work as directors, programme managers and health policy advisors in the private sector, government, and more. LSE courses focus on financing healthcare, cost-effectiveness analysis, pharmaceutical economics, and systematic review and meta-analysis. The University of Chicago modules, which lead to the award of MA Public Policy (with a certificate in health policy), will focus on microeconomics, statistics, analytical politics, public policy research and strategies and tactics in health policy. The programme includes capstone projects where you work on real health policy challenges.

lse.ac.uk/exec/dehp

MSc International Strategy and Diplomacy

Start date: September 2018

Duration: 12 months

Minimum entry requirement: 2:1 degree or equivalent in politics, history, international relations or similar discipline, plus minimum four years professional experience

English requirement: Higher

GRE/GMAT requirement: None

Tuition fees: £29,200

Financial support: This programme is not eligible for LSE financial support

Application deadline: None – rolling admissions

Intake/applications in 2016: 32/133

This is a unique executive programme designed to enhance strategic thinking and diplomatic negotiation skills. It examines the changing landscape of international relations, with a focus on the emergence of new strategic actors, economic trends, security challenges, and global flashpoints. In sharply-focused seminars, you will challenge conventional wisdom on these topics. Workshops and simulations on crisis management, policy assessment, and diplomatic negotiations will provide you with the practical skills to operate in a fast-moving world. You will learn how to deal with emerging threats and risks by operating strategically, and how to solve problems by negotiating with stakeholders as well as adversaries. The programme is particularly suitable for professionals who are aiming to proceed to senior political or corporate-level positions, or for those wishing to deepen their conceptual grasp of contemporary international relations to address the complex challenges of the future. The programme is taught via a combination of four intensive weeks, weekly evening sessions, and two policy weekends.

lse.ac.uk/exec/isd

Executive Master's in Law (LLM)

Start date: December, April or September 2018

Duration: 36-48 months in modular blocks

Minimum entry requirement: 2:1 UK LLB or equivalent, plus at least three years post-study legal practice

English requirement: Law

GRE/GMAT requirement: None

Tuition fees: £550 registration fee, plus £3,250 per module (you will take eight modules), NB: fees may increase over time

Financial support: This programme is not eligible for LSE financial support

Application deadline: None – rolling admissions. However you must apply a minimum of two months in advance of your first proposed module date (modules start in December, April, or September)

Intake/applications in 2016: 34/79

The Executive LLM is one of the most innovative and intellectually exciting LLM programmes offered in Europe today. You will take a set of intensive week-long modules over a period of three to four years, delivered by many leading academics in the UK in the field of law. Modules are offered across a broad range of fields including arbitration, human rights and international law, corporate, commercial and financial law, and information technology, media and communications law. This programme is aimed at individuals in full-time employment who are not in a position to take a year-long break from work. It is open to applicants who have had at least three years post-degree work experience in law; this could be in a law firm, government, a company, a non-governmental organisation or an international organisation.

lse.ac.uk/exec/ellm



Executive Global Master's in Management

Start date: Late August 2018

Duration: 17 months part-time (modules of 1-2 weeks in length in London, Beijing and Bangalore)

Minimum entry requirement: 2:1 degree or equivalent in any discipline

English requirement: Standard

GRE/GMAT requirement: Recommended for applicants who do not meet degree requirement

Tuition fees: £29,214 per year

Financial support: This programme is not eligible for LSE financial support

Application deadline: None – rolling admissions

Intake/applications in 2016: 42/97

This programme is LSE's standout alternative to an MBA. We provide working professionals in any industry with a unique combination of skills, networks and global business exposure to achieve outstanding career success in management and leadership. We are ranked #2 in the world for social science and management, and the programme is based on this foundation of academic excellence. You will cover the curriculum of a traditional MBA – the essential pillars of business, including general management, accounting, finance, marketing and organisational behaviour – but with a fresh approach to these topics. We will give you understanding of the real socio-economic and geo-political forces impacting businesses worldwide, and the intellectual tools to respond to complex challenges. The programme is delivered in a flexible modular format, allowing you to live and work in any location whilst studying. Modules are taught in London, Beijing and Bangalore, providing experience of regional business cultures in contrasting global locations.

lse.ac.uk/egmim

Executive Master of Public Administration

Start date: December 2018

Duration: Taught over 19 months in modular blocks

Minimum entry requirement: 2:1 degree or equivalent in any discipline

English requirement: Standard

GRE/GMAT requirement: None

Tuition fees: Year one £14,978, Year two £14,978

Financial support: This programme is not eligible for LSE financial support

Application deadline: None – rolling admissions

Intake/applications in 2016: 41/80

The Executive Master of Public Administration (EMPA) is an interdisciplinary degree offered by the School of Public Policy, LSE's new hub for training in policy-making and public management. This degree is aimed at people in full-time employment, with teaching taking place in week-long intensive courses and long-weekend Policy in Practice Workshops.

The EMPA brings together academic and practitioner experts to prepare students to help address the world's most pressing policy challenges. The curriculum emphasises skills in economics, policy evaluation and political science while demonstrating their application in a range of contexts. You will choose optional courses to customise your curriculum to match your interests. This programme meets the needs of those in the public and private sectors, those involved with major public policy decisions, those seeking career progression, career transition or senior level effectiveness.

lse.ac.uk/exec/mpa

Executive MSc Social Business and Entrepreneurship

Start date: September 2018

Duration: 12 months part-time (4 intensive classroom modules of 1-2 weeks, 6 weeks in total)

Minimum entry requirement: 2:1 degree or equivalent in any discipline

English requirement: Standard

GRE/GMAT requirement: GMAT or GRE is recommended for applicants who do not meet the degree requirement

Tuition fees: £32,000

Financial support: This programme is not eligible for LSE financial support

Application deadline: None – rolling admissions

Intake/applications in 2016: New programme from 2018

This programme is for leaders committed to delivering effective entrepreneurial solutions to social challenges. Guided by expert faculty in the Marshall Institute and the Department of Management, you will explore the political and economic context of social business and social entrepreneurship. You will be introduced to social impact evaluation and intervention design, including the latest insights from behavioural economics. It offers expert instruction in management and leadership skills, including marketing, strategy, entrepreneurship, and social finance, and is a compelling alternative to an MBA. The modular structure is designed for individuals in full-time employment. It is ideal for those seeking opportunities in social entrepreneurship, progression into senior leadership, or transition to a new executive career path that combines social change with financial return. You will become part of the Marshall Institute's network of global practitioners and experts.

lse.ac.uk/emsbe

TRIUM Global Executive MBA

LSE offers the TRIUM Global Executive MBA Programme jointly with NYU Stern School of Business and HEC Paris School of Management. It is divided into six intellectually rigorous modules held in five international business locations over a 17-month period.

The class comprises diverse, experienced senior level executives from around the world. The curriculum is tailor-made to suit the participants, with the required absence from the office only 10 weeks over the 17 month period. You will have access to a distance learning platform which is used for learning activities and project work as well as fostering a continuous educational community, with professors and classmates.

Modules are designed and delivered by all three institutions to build seamlessly upon one another, ensuring that the curriculum, which draws upon the special strengths of each school, is delivered in a unified and complementary way.

This is the only Executive MBA programme to integrate an international socio-political, economic dimension into its entire MBA curriculum, playing on LSE's strength in this area. During the modules, regional academic and industry experts are selectively invited to further enrich the curriculum and to ensure maximum regional breadth and knowledge.

triumemba.org

Other LSE programmes of study

- 208** LSE Custom Programmes
- 206** LSE Executive Education Courses
- 207** LSE Methods Summer Programme
- 206** LSE – Peking University Summer School
- 206** LSE Summer School
- 207** LSE – University of Cape Town July School
- 208** University of London International Programmes

Did you know....

For more than 150 years, the University of London has been offering international programmes to students all over the world. There are currently more than 52,000 students studying in over 185 countries.



Other LSE programmes of study

Summer schools

LSE Summer School

The LSE Summer School, based on the LSE campus in London, is one of the largest in Europe, welcoming over 7,000 students from all over the world onto over 100 intensively taught top-level three week courses in accounting, finance, law, economics, management and international relations.

Based on regular undergraduate courses taught at LSE and instructed by leading international faculty, the programme provides a unique learning experience and is the perfect enhancement to a degree or professional development.

lse.ac.uk/summerSchool

LSE Executive Education Courses

LSE Executive Education Courses offer a distinctive programme of executive education, designed for professionals who are looking for rigorous, challenging and in-depth courses across a range of disciplines.

lse.ac.uk/ess

LSE – Peking University Summer School

LSE also runs an innovative two-week Summer School with Peking University in August, based at the PKU campus in Beijing. Courses are open to students and professionals and are delivered in English by faculty from both institutions, in subjects including economics, finance, government, international relations, law, management, social policy and statistics, all with a focus on China and Asia.

lse.ac.uk/LSEPKUProgramme



LSE – University of Cape Town July School

The LSE-UCT July School is an intensive two-week summer school programme in July at the University of Cape Town campus in South Africa. We invite students and professionals to explore important social science issues relevant to contemporary Africa in thought-provoking courses taught by faculty from the two institutions (several of these courses are also co-taught by experts from LSE and UCT).

lse.ac.uk/LSE-UCTJulySchool

LSE Methods Summer Programme

This programme is designed to provide a range of quantitative and qualitative methods to students, academics and professionals to enhance their research capabilities.

Courses are offered in key areas of social science research methods, as well as courses in areas such as statistics, econometrics and macroeconomics.

lse.ac.uk/methods



University of London International Programmes

The University of London International Programmes allow students from anywhere in the world to complete qualifications through independent study.

The programmes of study are subject to the same rigorous academic standards that shape LSE's internal qualifications. LSE academics write syllabuses, create learning materials, and set and mark examinations to the same standards applied internally.

There are two programmes for students with a first degree: a BSc Graduate Entry Route and a Diploma for Graduates.

lse.ac.uk/study/UOLIP

LSE Custom Programmes

LSE Custom Programmes offer a range of training and educational programmes for executives and managers in both private and public sectors based upon the latest thinking and research from LSE.

Options include:

- tailor-made training programmes
- open enrolment courses
- fully customised learning solutions

lse.ac.uk/customProgrammes



Index

A

About LSE **5**
 About the Prospectus *inside front cover*
 Academic integrity **14**
 Academic guidance **32**
 Accommodation **26**
 Accounting department **56**
 Accounting – MPhil/PhD **58**
 Accounting and Finance – Diploma **58**
 Accounting and Finance – MSc **59**
 Accounting, Law and – MSc **135**
 Accounting, Organisations and Institutions – MSc **59**
 Advice and counselling **32**
 Advice and support **32**
 Adviser to Women Students **32**
 Affaires Internationales and either International Relations or International Political Economy – LSE-Sciences Po Double Degree **130**
 African Development– MSc **116**
 Agents **48**
 Alumni **39**
 Analytics, Operations Research and – MSc **147**
 Anthropology – department **60**
 Anthropology – MRes/PhD **62**
 Anthropology and Development – MSc **62**
 Anthropology and Development Management – MSc **63**
 Anthropology, Social – MSc **64**
 Applicable Mathematics – MSc **146**
 Application deadline see programme entries and page **48**
 Application tracking **51**
 Assessment, and teaching **11-13**

B

Bologna process **11**
 Blogs, student **53**

C

Campus map **18**
 Campus, the **18**
 Careers **37**
 CEMS **139**
 Charter, Student **14**
 China in Comparative Perspective – MSc **63**
 Cities – Executive MSc **198**
 City Design and Social Science – MSc **187**
 Communication, Media and Development – MSc **153**
 Communication, Social and Public – MSc **171**
 Communications, Media and – MSc **151**
 Communications, Media and – department **148**
 Communications, Media and – MPhil/PhD **150**
 Communications, Media and – MSc **151**
 Communications, Media and (Research) – MSc **151**
 Communications, Media and (Data and Society) **152**
 Communication, Media and (Governance) – MSc **152**
 Comparative Politics – MSc **104**
 Conflict Studies – MSc **105**
 Consumer rights *Inside back cover*
 Counselling and advice **32**
 Criminal Justice Policy – MSc **178**
 Culture and Society – MSc **187**
 Custom Programmes **208**

D

Data, Networks and Society – MPhil/PhD **150**
 Dates of terms 2018/19 *inside front cover*
 Deadline, Application see programme entries and page **48**
 Decisions (when sent) **51**
 Demography/Population Studies – MPhil/PhD **178**
 Departments, Institutes, Centres **55**
 Development Management – MSc **117**
 Development Studies – MSc **117**
 Development, African – MSc **116**
 Development, Anthropology and – MSc **62**
 Development, Environment and – MSc **97**
 Development and Globalisation, Gender, – MSc **92**
 Development, Health and International – MSc **118**
 Development, International – MPA **175**
 Development, Local Economic – MSc **99**
 Development Management, Anthropology and – MSc **63**
 Development, Media, Communication and – MSc **153**
 Development, Urbanisation and – MSc **100**
 Diploma in Accounting and Finance **58**
 Diplomas (types of study) **11**
 Disability and Wellbeing Service **32**
 Disabled student allowance **45**
 Disabled students **32**
 Diversity and equality *inside front cover*
 Dual programmes *in Departmental sections*

- E**
- Early years centre (Nursery) **18**
 - Econometrics and Mathematical Economics – MSc **74**
 - Economic History – department **66**
 - Economic History – MPhil/PhD **68**
 - Economic History – MSc **69**
 - Economic History (Research) – MSc **69**
 - Economic Life, Psychology of – MSc **169**
 - Economics – department **72**
 - Economics – MRes/PhD **74**
 - Economics – MSc **75**
 - Economics (two year programme) – MSc **75**
 - Economics and Philosophy – MSc **162**
 - Economics, Finance and – MSc **85**
 - Economics, Policy and Management, Health – Executive MSc **199**
 - Economics and Management – MSc **139**
 - Economics and Finance, Real Estate – MSc **99**
 - Empires, Colonialism and Globalisation – MSc **122**
 - English language requirements **47**
 - Entrepreneurship, Social Innovation and – MSc **142**
 - Entrepreneurship, Social Business and – Executive MSc **204**
 - Entry requirements **46**
 - Environment and Development – MSc **97**
 - Environment, Geography and – department **94**
 - Environmental Economics and Climate Change – MSc **97**
 - Environmental Policy and Regulation – MSc **98**
 - Equity, diversity and inclusion *inside front cover*
 - Equivalence of non-UK qualifications **46**
 - ESRC **43**
 - Ethics *inside front cover*
 - European Institute **76**
 - Europe, Political Economy of – MSc **80**
 - European Public and Economic Policy – MPA **175**
 - European Studies – double degree **81**
 - European Studies (Research) – MSc **78**
 - EU Politics – MSc **79**
 - Executive Education **197**
 - Executive Education Courses **206**
 - Executive LLM **201**
 - Executive MPA **203**
- F**
- Faith Centre **18**
 - Fee reductions and rewards **42**
 - Fees **42**
 - Fees and funding **42**
 - Finance – full-time MSc **84**
 - Finance – part-time MSc **199**
 - Finance and Economics – MSc **85**
 - Finance and Private Equity – MSc **87**
 - Finance, Accounting and – diploma **58**
 - Finance, Accounting and – MSc **59**
 - Finance, Real Estate Economics and – MSc **99**
 - Financial help **42**
 - Financial Mathematics – MSc **147**
- G**
- Gender Studies – Department **88**
 - Gender – MPhil/PhD **91**
 - Gender – MSc **91**
 - Gender (Research) – MSc **91**
 - Gender (Sexuality) – MSc **91**
 - Gender, Development and Globalisation – MSc **92**
 - Gender, Media and Culture – MSc **92**
 - Gender, Policy and Inequalities – MSc **93**
 - Geography and Environment – department **94**
 - Global Health – MSc **112**
 - Global Management – Master's **139**
 - Global Management – Executive Master's **203**
 - Global Media and Communications – MSc **155**
 - Global Politics – MSc **105**
 - Global Population Health – MSc **180**
 - Global Studies: A European Perspective – MA **71**
 - Globalisation, Empires, Colonialism and – MSc **122**
 - Globalisation, Gender, Development and – MSc **92**
 - GMAT **47**
 - Government – department **102**
 - Graduate careers **37**
 - Graduate Support Scheme **43**
 - GRE **47**
- H**
- Halls of residence **26**
 - Health and safety *front cover flap*
 - Health and International Development – MSc **118**
 - Health Economics (International Health Policy) – MSc **113**
 - Health Economics, Outcomes and Management in Cardiovascular Sciences – Executive MSc **200**
 - Health Economics, Policy and Management – Executive MSc **199**
 - Health Policy – Double Executive Master's **200**
 - Health Policy – department **110**
 - Health Policy, Planning and Financing – MSc **112**
 - Health Policy, International – MSc **113**
 - History, Economic – department **66**
 - History, Economic – MSc **69**
 - History, International – department **120**
 - History, International and World History – double degree **124**
 - History of International Relations – MSc **123**
 - History of International Relations, Theory and – MSc **123**
 - How to apply **48**
 - Human Geography and Urban Studies (Research) – MSc **98**
 - Human Resources and Organisations – MSc **140**
 - Human Rights – MSc **188**
- I**
- IELTS **47**
 - Inequalities and Social Science – MSc **189**
 - Information technology **22**
 - Innovation, Entrepreneurship and Social – MSc **142**

International Affairs – LSE/PKU double degree **125**

International Affairs – LSE/Sciences Po double degree **130**

International Development – department **114**

International Development – MPA **175**

International Development and Humanitarian Emergencies – MSc **119**

International Health Policy – MSc **113**

International Health Policy (Health Economics) – MSc **113**

International History – department **120**

International History – MPhil/PhD **122**

International Migration and Public Policy – MSc **80**

International Political Economy – MSc **128**

International Political Economy (Research) – MSc **128**

International Relations – department **126**

International Relations – MPhil/PhD **128**

International Relations – MSc **129**

International Relations (Research) – MSc **129**

International Relations Theory – MSc **129**

International Relations, Theory and History of – MSc **123**

International Social, Public Policy and – MSc **181**

International and World History – double degree **124**

IT at LSE **22**

K

Keeping track of your application and contacting us **51**

L

Language Centre **23**

Law – department **132**

Law – LL.M **134**

Law – LL.M (executive) **201**

Law and Accounting – MSc **135**

Library **21**

Living costs **42**

Local Economic Development – MSc **99**

London map **inside back cover**

London, Life in **8**

LSE LIFE **33**

M

Management – department **136**

Management – MRes/PhD **138**

Management – Executive Global Master's in **203**

Management – Master's in **140**

Management, Economics and – MSc **139**

Management – Global Master's **139**

Management of Information Systems and Digital Innovation – MSc **141**

Management and Strategy – MSc **141**

Marketing – MSc **142**

Master's – types of study **11**

Mathematics – department **144**

Mathematics, Applicable – MSc **146**

Mathematics – MPhil/PhD **146**

MBA, TRIUM Global Executive **204**

Media and Communications – department **148**

Media and Communications – MPhil/PhD **150**

Media and Communications – MSc **151**

Media and Communications (Media and Communication Governance) **152**

Media and Communications (Research) – MSc **151**

Media, Communication and Development – MSc **153**

Media and Culture, Gender – MSc **92**

Meet, visit and discover **53**

Methodology – department **156**

Migration, International, and Public Policy – MSc **80**

MPA programmes **175**

MPA programme – executive **203**

MSc programmes – list **2, 3**

N

Networks and Society, and Data – MPhil/PhD **150**

Nursery **18**

O

Operations Research & Analytics – MSc **147**

Opportunities to link your LSE degree with study abroad **12, 13**

Organisations, Human Resources and – MSc **140**

Organisational and Social Psychology – MSc **168**

Overseas qualifications (equivalence) **46**

P

Part-time study **12, 13**

PhD Academy **35**

PhD Scholarships **43**

Philosophy – MPhil/PhD **162**

Philosophy and Public Policy – MSc **163**

Philosophy of Science – MSc **164**

Philosophy of the Social Sciences – MPhil/PhD **162**

Philosophy of the Social Sciences – MSc **164**

Philosophy, Economics and – MSc **162**

Philosophy, Logic and Scientific Method – department **160**

Political Economy of Europe – MSc **80**

Political Science – MRes/PhD **104**

Political Science and Political Economy – MSc **106**

Political Sociology – MSc **189**

Political Theory – MSc **106**

Politics and Communication – MSc **154**

Politics, Comparative – MSc **104**

Population Studies, Demography and – MPhil/PhD **178**

Psychological and Behavioural Science – department **166**

Psychology of Economic Life – MSc **169**

Psychology, Organisational and Social – MSc **168**

Psychology, Social and Cultural – MSc **169**

Public Administration and Government – LSE/PKU double degree **109**

Public Policy and Administration – MSc **107**

Public Policy, International migration and – MSc **80**

Public Policy, School of – **172**

- Q**
- Quantitative Economic History – MRes/PhD **68**
 - Quantitative Economic History – MSc **71**
 - Quantitative Methods for Risk Management – MSc **195**
- R**
- Real Estate Economics and Finance – MSc **99**
 - REF rankings **6**
 - Regional and Urban Planning Studies – MSc **100**
 - Regulation – MSc **107**
 - Research (types of study) **12**
 - Research centres **55**
 - Research degrees – consult department entries**
 - Research proposal **50**
 - Research quality **6**
 - Risk and Finance – MSc **87**
- S**
- Scholarships and awards **42**
 - Selection process **51**
 - Social Business and Entrepreneurship – Executive MSc **204**
 - Social and Cultural Psychology – MSc **169**
 - Social and Public Communication – MSc **171**
 - Social Anthropology – MSc **64**
 - Social Innovation and Entrepreneurship – MSc **142**
 - Social Policy – department **176**
 - Social Policy – MPhil/PhD **178**
 - Social Policy (Research) – MSc **182**
 - Social Research Methods – MSc **159**
 - Society, Data, Networks and – MPhil/PhD **150**
 - (Socio-Legal Theory), Law – MPhil/PhD **134**
 - Sociology – department **184**
 - Sociology – MPhil/PhD **178**
 - Sociology – MSc **191**
 - Sociology, Political – MSc **189**
 - Sports facilities **25**
 - Statistics – department **192**
 - Statistics – MPhil/PhD **194**
 - Statistics – MSc **195**
 - Statistics (Financial Statistics) – MSc **196**
 - Student Charter **14**
 - Student services **32**
 - Students with disabilities **32**
 - Student blogs **53**
 - Student life **15**
 - Student support **32**
 - Students' Union **24**
 - Study options **11**
 - Study abroad, Opportunities to link your LSE degree **12, 13**
 - Summer Schools **206**
 - Support during your studies **32**
- T**
- Taught programmes – alphabetical list **2, 3**
 - Teaching and assessment **11-13**
 - Term dates **inside front cover**
 - Theory and History of International Relations – MSc **123**
 - Tracking your application **51**
 - TRIUM Global Executive MBA **204**
 - Tuition fees **42**
 - Types of study **11**
- U**
- University of London International Programmes **208**
 - Urban Policy – LSE-Sciences Po Double degree **101**
 - Urbanisation and Development – MSc **100**
- V**
- Virtual Open Day **53**
 - Visit LSE **53**
 - Visiting students and staff **13**
- W**
- When to apply *see programme entries and page* **48**
 - Women, Peace and Security – MSc **93**
 - Women students, Adviser to **32**
 - Working in the UK after graduation **39**

Your consumer rights as a student

The Competition and Markets Authority (CMA) sets out your consumer rights as a student.

The guide covers three key consumer law issues for students:

- **Information provision** – universities need to provide up front, clear, intelligible, unambiguous and timely information.
- **Terms and conditions** – universities' terms and conditions that apply to students need to be fair and balanced.
- **Complaint handling processes and practices** – universities need to ensure their complaint handling processes and practices are accessible, clear and fair to students.

The advice focuses on compliance with the following consumer legislations:

- Consumer Protection from Unfair Trading Regulations 2008 (CPRs)
- Consumer Contracts (Information, Cancellation and Additional Charges) Regulations 2013 (CCRs)
- Unfair terms legislation (at the date of publication, the relevant legislation is the Unfair Terms in Consumer Contracts Regulations 1999 (UTCCRs))

Please visit www.gov.uk/government/publications/higher-education-guide-to-consumer-rights-for-students for further information.

Changes made to your programme since your acceptance of an offer to study, can be found at lse.ac.uk/cma. We list programme changes by the following categories. These match categories of course information defined as "material information" in the guidance from the Competition and Markets Authority, ie, information that allows you to make "an informed choice about which universities and course to apply for":

- (i) Programme title
- (ii) Entry requirements/criteria
- (iii) Core modules/optional modules
- (iv) Information about the composition of the programme
- (v) Methods of assessment of the programme
- (vi) The award obtained upon successful completion of the programme
- (vii) Location of study
- (viii) Length of programme
- (ix) Programme regulation
- (x) Programme accreditation
- (xi) Total course costs

You should ensure you check these pages before accepting your offer.

In the centre of London



©2017

Registered address:
The London School of Economics and
Political Science, Houghton Street,
London WC2A 2AE

LSE holds the dual status of an exempt
charity under Section 2 of the Charities
Act 1993 (as a constituent part of the
University of London), and a company
limited by guarantee under the Companies
Act 1985 (Registration no. 70527).

Freedom of thought and expression is
essential to the pursuit, advancement
and dissemination of knowledge. LSE
seeks to ensure that intellectual freedom
and freedom of expression within the
law is secured for all our members and
those we invite to the School.

On rare occasions, UK universities
experience industrial action by staff which
may prevent the full range of services,
including teaching, being offered to

students. If services are affected by
industrial action or other events beyond
the School's control, the School will use
its best endeavours to provide alternative
facilities. Students should be aware
that the School will not issue refunds
of fees where industrial action or other
events beyond the School's control affect
teaching or other services.

The closest tube stations to LSE are **Temple** and **Holborn**



MAYOR OF LONDON

UNDERGROUND
TRANSPORT FOR LONDON
 EVERY JOURNEY MATTERS

Temple: District Line and Circle Line
Holborn: Central Line and Piccadilly Line

Find out more



Join a campus tour
or visit LSE:
lse.ac.uk/visitLSE



Experience our
Virtual Open Day:
lse.ac.uk/virtualOpenDay



Find out when LSE will
be visiting your region:
lse.ac.uk/lseVisitsYou



Read our blog about
life as an LSE student:
lse.ac.uk/studentBlogs



Follow us on Instagram:
[@londonSchoolOfEconomics](https://www.instagram.com/londonSchoolOfEconomics)



Keep up-to-date
with us on Twitter:
twitter.com/studyLSE



View our YouTube channel:
youtube.com/lseWebsite



Like us on Facebook:
facebook.com/lseps



Contact us:
lse.ac.uk/studyContactUs

lse.ac.uk