



THE LONDON SCHOOL  
OF ECONOMICS AND  
POLITICAL SCIENCE ■

RIBA   
Architecture.com

The Paul Marshall Building  
RIBA Design Competition  
**INVITATION FOR  
EXPRESSIONS OF  
INTEREST**

Version 2



# CONTENTS

**Vision Statement** 1

**Part One** 3

**Part Two** 19





# VISION STATEMENT

LSE is committed to creating a world class estate with buildings and facilities that are commensurate with its international academic standing.

LSE has established a reputation in the last decade of commissioning high quality, innovative and sustainable architecture. The construction of a major new university building at 44 Lincoln's Inn Fields will cement this reputation.

The School has instigated its third RIBA international design competition to procure a design response which will achieve the following:

- The new building will play a key role in promoting the values, ethos and brand of LSE
- Innovative and adaptable teaching and research workspaces that combine the best of old and new methods of student centred learning and academic enquiry/scholarship
- Its contemporary high quality design will inspire future generations of students and academics and will be regarded as a seminal piece of university architecture in its historic setting overlooking Lincoln's Inn Fields in central London
- The building will be integral to the transformation of the campus and enhancement of the public realm as well as contributing to the quality of its unique neighbourhood
- Environmental sustainability and carbon minimisation will be fundamental aspects of the building's identity

“... a unique design challenge for architects worldwide to secure a high-profile global project with the opportunity to produce a design for a new landmark building in one of London’s most important and historic areas.”





# PART ONE

## Introduction

The London School of Economics and Political Sciences' Design Competition for 44 Lincoln's Inn Fields (The Paul Marshall Building) presents a unique design challenge for architects worldwide to secure a high-profile global scheme with the opportunity to produce a design for a new landmark building in one of central London's most important and historic areas. The Paul Marshall Building Design Competition is a two-stage process. Expressions of Interest are initially sought, following which a shortlist of up to six design teams will be selected; and from these the winning team. All shortlisted teams will be paid an honorarium.

The London School of Economics and Political Science (LSE) is one of the world's leading universities with a truly global reach, competing for students and staff with Oxford, Cambridge, Harvard and Stanford.

LSE has been firmly established in the centre of London since 1895, sited on a tight urban campus adjacent to the Aldwych and Kingsway and within walking distance of Parliament, the City of London and the Law Courts. Intent on remaining in its current location, the School has plans both to expand its intake and to improve the quality of its estate to meet the high expectations of staff and students. The RIBA design competition for the Paul Marshall Building is part of LSE's objective to transform the quality of its buildings.

The design and civic qualities of the new building will enhance both local and international perceptions of LSE, and transform the identity of the south side of Lincoln's Inn Fields, one of London's oldest and most emblematic landscaped squares, while respecting and complementing the historic context of many of the neighbouring buildings and public realm. The site occupies the south-western corner of Lincoln's Inn Fields opposite Sir John Soane's Museum.

At the heart of the scheme will be a new building with opportunities for complimentary formal and informal uses in the spaces around it and providing linkages with other LSE buildings.



View across  
Lincoln's Inn  
Fields towards  
the River Thames



## Team skills

To succeed, multidisciplinary teams will need to demonstrate excellent and innovative design skills combined with evidence of practical experience and the ability to deliver in accordance with a challenging brief.

They will need to demonstrate an ability to respond in a contemporary language to the site's historic context and provide a design response that links it with LSE's campus, with the gardens in Lincoln's Inn Fields and with the wider neighbourhood. Together with creativity, teams will need the ability to deal with the challenges of the brief and the site's location.

They will need to design an efficient and buildable scheme which limits the impact of its construction on the locality.

They will have the ability to create a building that achieves a BREEAM Outstanding rating, has innovative use of design and technology is flexible and multi-functional.

The winner will give LSE a new building and public realm which reflects LSE values and enhances its brand; one that fulfils the commitments LSE has made to current and future generations of students, staff and visitors from across the world while also contributing to the local neighbourhood and to London in its role as a global city.

## Key Responses

The scheme which will emerge from this competition will enshrine the following issues:

- Outstanding and timeless architecture that improves the student, staff, and visitor experience
- A building of the utmost quality reflecting LSE's considerable presence on historic Lincoln's Inn Fields
- Public realm which contributes to the quality of Lincoln's Inn Fields and LSE's campus,
- A scheme that can be delivered, is highly sustainable and flexible
- A scheme which is about people as well as place



“LSE is one of the most prestigious colleges within the University of London and has an outstanding reputation for academic excellence both nationally and internationally”





The Paul Marshall Building will deliver the following outputs:

- High quality accommodation for staff and students which is flexible and able to adapt to changing patterns of use over time
- Dedicated accommodation for the Marshall Institute for Philanthropy and Social Entrepreneurship
- Accommodation for academic departments and research centres
- Sports facilities commensurate with LSE's standing as an international university
- A nursery able to adapt to changing models of child care
- Formal and informal teaching facilities which promote excellent, innovative and collaborative teaching
- Improved and safer connections across the campus
- An improved frontage to Lincoln's Inn Fields providing a superb backdrop to the public gardens and complementing the neighbouring buildings on the square
- Utilisation of views across the neighbourhood and beyond
- Beautiful and inspiring student spaces
- Efficiency in use
- Maximum use of the development potential of the site
- Permeability and legibility complementing LSE's Public Realm Strategy
- An environmentally sustainable and highly efficient building









## About London School of Economics and Political Science

LSE is the world's leading centre for social sciences. Founded in 1895, LSE is one of the most prestigious colleges within the University of London and has an outstanding reputation for academic excellence both nationally and internationally. LSE alumni and former staff include 16 Nobel Prize winners, 34 past or present Heads of State, 31 current UK MPs and 42 current peers of the House of Lords. LSE is consistently ranked in the top four UK universities in a variety of league tables.

LSE currently employs over 3,000 members of staff and educates around 9,500 full-time and 1,000 part-time students from over 140 countries.

Staff and students are drawn from all over the world and approximately half the student body are from outside the EU.

More general information about LSE may be found at [www.lse.ac.uk](http://www.lse.ac.uk)

### 44 Lincoln's Inn Fields

LSE is starting the next stage of its campus redevelopment programme. In 2013 the School was successful in the purchase of the freehold of 44 Lincoln's Inn Fields (44LIF). 44LIF is currently used as a research facility by Cancer Research UK (CRUK). CRUK are expected to vacate the building and relocate to the newly built Francis Crick Institute in St Pancras during 2017. The existing building is a purpose built and designed laboratory building.



Aerial view of 44LIF  
looking north



The Old Curiosity Shop

Located at the southwest corner of the Fields, the site is within the Strand Conservation Area and in the local authority jurisdiction of Westminster City Council. It is bounded by two listed buildings, the Royal College of Surgeons to the east and the "Old Curiosity Shop" to the southwest. LSE owns, or leases, the majority of the neighbouring buildings.



“Located at the southwest corner of the Fields, the site is within the Strand Conservation Area and in the local authority jurisdiction of Westminster City Council.”



View from John Watkins Plaza



View from roof of 44LIF



The existing 44 LIF building comprises some 17,000m<sup>2</sup> Gross Internal Area (GIA) of floor space. The building was constructed in three phases during the mid and latter part of last century and will have residual risks that need to be considered in the next phase of development. It currently comprises 8 storeys and has 3 basements.

It has been concluded by LSE that a new building would provide the most flexible and efficient means of satisfying the School's requirements and, through its redevelopment, LSE expects to maximise the development potential of this valuable central London site within the constraints of the town planning criteria and the rights to light envelope.



Aerial views looking (1) South, (2) West and (3) East



## Lincoln's Inn Fields

London's largest and most historic garden square, Lincoln's Inn Fields has a rich and varied history. In 1683 it was the site of the public beheading of Lord William Russell, son of the First Duke of Bedford, for his part in a plot to assassinate King Charles II. The attractive square comes complete with tennis courts, a netball court, a café, historic monuments and a bandstand. It is owned and managed by the London Borough of Camden. Lincoln's Inn Fields was first made a public square in 1894 and has become an iconic open space in the busy heart of London. It is protected by an Act of Parliament which seeks to preserve the distinctive character of the Fields.

"an iconic open space in the busy heart of London."



Lincoln's Inn

Sir John Soane's Museum



Designed, in part, by notable English architect Inigo Jones, the square is flanked by a collection of superb buildings including Sir John Soane's Museum at 12-14 Lincoln's Inn Fields which was formerly the home of the neo-classical architect Sir John Soane. Housed in three early nineteenth century buildings, it holds many drawings and models of Soane's projects and the collections of paintings, drawings and antiquities that he assembled. Lindsey House is the oldest building on the square dating back to the mid-17th century. On the eastern side of the square is Lincoln's Inn, the oldest of the four Inns which, together with Inner Temple, Middle Temple and Gray's Inn, make up the backbone of the English legal system.

Seeking to improve the quality of its estate and to address growing student numbers, but also wishing to remain close to its beginnings, LSE has moved into the square during the 21st century as acquisition opportunities have arisen.

In 2003, LSE took a lease of 50 Lincoln's Inn Fields on the corner of Sardinia Street. At the end of 2008 Her Majesty the Queen and the Duke of Edinburgh officially opened the New Academic Building (54 Lincoln's Inn Fields), a new building designed by Nicholas Grimshaw Architects. Housing LSE's Departments of Law and Management this was the first time that LSE had re-located its major academic departments to actual frontage onto the Fields.

In 2009, LSE took ownership of Sardinia House at 52 Lincoln's Inn Fields, which is now wholly occupied by the School. In 2010 the School purchased the Grade II listed former Land Registry Building at 32 Lincoln's Inn Fields. Following extensive refurbishment by architects Jestico & Whiles, the building opened its doors in January 2013 and houses LSE's Department of Economics and associated Research Centres.

In August 2015 LSE acquired the freehold of 5 Lincoln's Inn Fields on the north side of the square. This will house the Marshall Institute until its new home is ready at 44 Lincoln's Inn Fields.



View of Royal College of Surgeons and 44LIF



The purchase of the freehold of 44 Lincoln's Inn Fields expands LSE's portfolio of buildings to five on the square and, aside from the Royal College of Surgeons, the School now owns or has interest in the entire south side of the square.



32 LIF



The New Academic Building

## The Paul Marshall Building

LSE has received a significant gift towards the development of the building by a major donor, Paul Marshall. The new building will be called “The Paul Marshall Building” and will house the Marshall Institute which is being founded for the study of philanthropy and social entrepreneurship.

## Emerging Brief

Details of the brief for The Paul Marshall Building will be available in Stage Two of the design competition. Indicative uses will include, but are not limited to:

- Academic and research accommodation (largely cellular)
- Teaching accommodation (lecture theatres and seminar rooms)
- The Marshall Institute
- Sports Facilities (multipurpose sports hall and squash courts)
- Café
- Student spaces (informal study and group spaces)
- Nursery
- Ancillary facilities including:
  - Cycle parking
  - Plant
  - Energy Centre
  - Furniture store

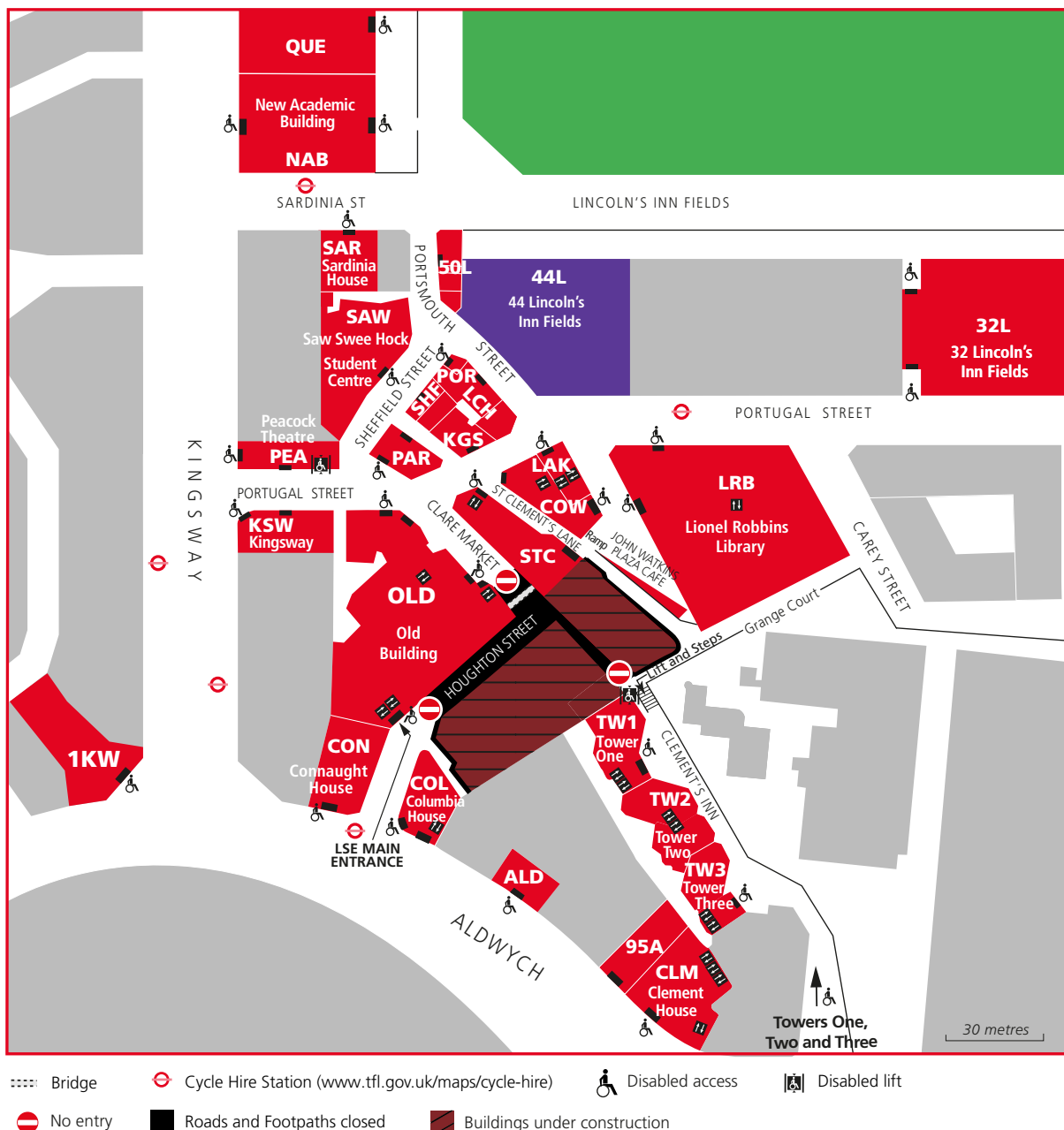
The configuration of the public realm and how it can enhance the whole LSE campus and the local neighbourhood is particularly important.

## LSE's Estate

The LSE has invested heavily to improve its student and academic facilities over the last ten years and plans to continue to improve its estate to reflect its world class academic status and to meet student expectations. These improvements help the School compete on a global basis for both students and academic staff with other leading universities across the globe in a highly competitive market.

LSE's Estate is currently approximately 134,000 square metres in 32 buildings (excluding 44 LIF) all located on the Aldwych/Kingsway campus in a dense network of urban streets. Out of these 95 per cent are owned freehold. In addition, the LSE is responsible for the nursery, Director's residence and 8 off-campus halls of residences in Central London together with sports facilities at New Malden, Surrey.

## LSE's Campus



--- Bridge

Ⓢ Cycle Hire Station ([www.tfl.gov.uk/maps/cycle-hire](http://www.tfl.gov.uk/maps/cycle-hire))

♿ Disabled access

♿ Disabled lift


⊘ No entry

■ Roads and Footpaths closed

▨ Buildings under construction



Following the successful completion of the New Academic Building and 32 Lincoln's Inn Fields, LSE has sought to transform the social experience for its students by setting out to build the best students' centre in the UK. The Saw Swee Hock Student Centre is now the student hub at the heart of LSE's campus and adds significant value to the student experience at LSE. This striking building, procured through an international RIBA design competition was designed by O'Donnell + Tuomey. Completed in Autumn 2013, it has won many design awards including being shortlisted for the RIBA Stirling Prize in 2014 and for the Mies van der Rohe Award in 2015.



Images of the Saw Swee Hock Student Centre

## Centre Buildings Redevelopment

The next step in the campus development programme has been to address underperforming and inadequate buildings on the campus. In 2013 LSE launched its second international RIBA design competition to select a design team for the complete redevelopment of several buildings located at the heart of the School in Houghton Street. These comprise Clare Market, East Building, the Anchorage and St Clements East and is known as the Centre Buildings site.

Rogers Stirk Harbour + Partners were selected as the winners of the design competition in late 2013. Planning permission was secured in spring 2015 and demolition work started in summer 2015. It is expected that the new building will be completed in late 2018 and will accommodate academic and research offices, teaching accommodation and the School's principal catering facility. The scheme provides a new public square giving much needed improvement to the public realm and linking key campus buildings such as the Library thereby adding space for formal and informal student activities and improving pedestrian connections.



Computer generated images of the Centre Buildings Redevelopment

## LSE Public Realm Strategy

In 2013 LSE published a Public Realm Strategy setting out its vision for enhancing the areas between its buildings and the connections to the wider neighbourhood. This can be found at [lse.ac.uk/intranet/LSEServices/estatesDivision/pdf/Nov-2013---LSE-Public-Realm-Strategy-with-Updated-P.25.pdf](https://lse.ac.uk/intranet/LSEServices/estatesDivision/pdf/Nov-2013---LSE-Public-Realm-Strategy-with-Updated-P.25.pdf)

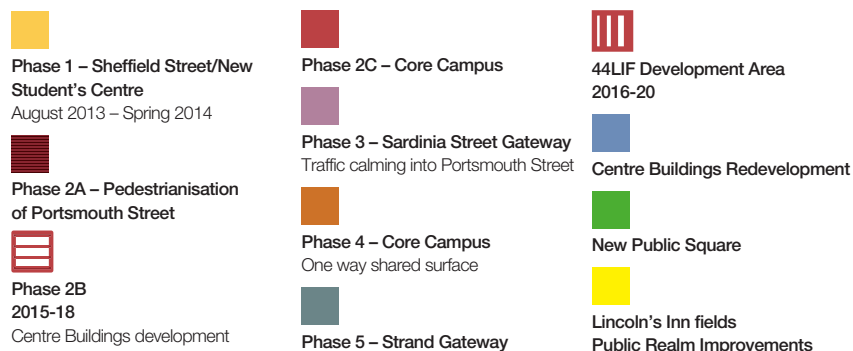
The Strategy has been discussed with Westminster City Council who are generally supportive of the principles. The Centre Buildings project goes some way to addressing the objectives of the Public Realm Strategy but LSE considers there is much more to be done and 44 LIF provides an excellent opportunity to realise wider public realm improvements.

LSE's objectives also link with the Northbank Business Improvement District's proposals for wider improvements to the public realm for the area from Trafalgar Square to the Law Courts at Fleet Street. More information can be found at <https://thenorthbank.london/making-progress/public-realm-and-environment/>



“In 2013 LSE published a Public Realm Strategy setting out its vision for enhancing the areas between its buildings and the connections to the wider neighbourhood.”

## LSE Public Realm Strategy Proposals Draft Phasing





“We found the mid-competition workshop a most useful component of the LSE competition, it might be the beginning of a beautiful relationship, like ours with LSE.”



John Tuomey and Sheila  
O'Donnell, Directors,  
O'Donnell + Tuomey  
Architects, 2015  
RIBA Gold Medal  
Winners



# PART TWO

## **The Competition Format**

LSE has adopted a two-stage selection process in order to engage as widely as possible with the architectural industry and other consultants and to promote innovative working arrangements within teams.

Stage One is an Invitation for Expressions of Interest which asks for relevant experience and approach to the project, especially from the designers, plus information on the proposed team composition and its members, and limited financial information.

A shortlist of up to six teams will be selected for Stage Two, the Competition Stage. The teams will be provided with a comprehensive brief. LSE requires a mid-competition workshop with each competitor which will be held at the lead consultant's offices. This is intended to be a collaborative experience to aid understanding of the brief.

Each team short-listed to proceed to the design phase of the competition will receive an equal honorarium of £15,000 (plus VAT). Honorarium payments will be paid following submission and presentation of design proposals at a final interview. The honorarium in respect of the winning team will be subsumed within their fee bid.

Once design proposals have been received, the LSE team will undertake a rigorous assessment of the content. An anonymous public exhibition of all six submissions will be held prior to a presentation and interview with the Jury Panel to determine a winner who it is expected will then be invited to enter into contract with LSE.



A summary of the process is set out in the table below.

#### **STAGE ONE Expressions of Interest and Selection of Shortlist**

Expressions of Interest (EOI) invited from design led teams (complete design teams are required including structural, mechanical, electrical, and etc.)

Using the “Criteria for Selection” to assess the EOI’s, a shortlist of up to six teams will be selected and invited to the design stage of the competition

#### **STAGE TWO Submission and Presentation of Design Concepts**

During the competition period a mid-competition workshop will be held by LSE at the lead design consultancy’s offices.

A public exhibition of the shortlisted designs will be held on the LSE Campus where the LSE community, neighbours and stakeholders will have the opportunity to review the designs and indicate their preferred scheme. The outcome will be one aspect considered by the Jury Panel in their evaluation.

Final assessment will involve a presentation and interview with each shortlisted team to the Jury Panel comprising advisers and senior representatives from the School.

Design submissions will be mixture of A1 boards, a model at a specified scale and material and an A3 report to augment the presentation boards. The design submission must also be provided in digital format suitable for uploading and viewing on the LSE web site. The design submissions will form a concept design for the Paul Marshall Building (equivalent to RIBA Plan of Work 2013 Stage 1). A construction cost estimate and detailed fee proposal covering all the main sub-consultants is required; the format for the cost submission will be provided as part of the Stage 2 brief.

The winning team will be appointed to take the scheme through to completion and will be novated to the contractor during the design stages (the intention is to novate at the end of RIBA Plan of Work 2013 Design Stage 3 or 4). The contractor is likely to be procured through a two stage design and build process.

*It should be noted that the information contained within this document is subject to change and may be varied by LSE in information issued later in the competition.*

## Budget

The gross estimated budget for The Paul Marshall Building scheme is £100+ million (one hundred million pounds sterling).

## Procurement

LSE wishes to appoint a multidisciplinary team led by a design consultant ("Lead Design Consultant") who LSE will contract with. This lead design consultant need not necessarily be an architectural practice. . This team will be required to deliver a full design service for the Paul Marshall Building in accordance with the Design Stages in the RIBA Plan of Work 2013.

At the outcome of the competition a design led team will be selected on the basis of a preliminary concept and an appropriate design approach. The winner of the competition will be appointed to develop a design through to construction and will be novated to a design and build contractor; it is the LSE's intention to novate at the end of RIBA Plan of Work 2013 Stage 3 or 4. A copy of the Deed of Appointment and novation contract will be issued to the shortlisted six designers. The design and build contractor will be working under a bespoke contract based on the GC/Works/1 contract and will be appointed via a two stage process.

The lead design consultant will be responsible for the appointment of all sub-consultants and it is understood that all design work is priced for within the fee bid when given. The School require collateral warranties with all design sub-consultants; a copy of the warranty will be issued to the shortlisted six teams.

A full design service is required for RIBA Plan of Work 2013 Design Stages 1-7. At novation the LSE will retain an additional "Executive" consultant from each main discipline who will continue to work directly for the LSE in a client monitoring role.

The LSE reserves the right to only select a lead design consultant and, if appropriate, to select the remaining team or members of the team separately, following a combined selection process.

LSE also reserves the right to halt or amend the competition arrangements and its timing at any stage.



## Team Composition

The team selected for the Paul Marshall Building will need varied skills including:

- the appropriate skill set and relevant experience
- an outstanding and demonstrable design ethos
- the ability to understand and synthesise the LSE brief into built form
- the skills to deliver a highly sustainability building
- understanding of the future strategic goals of LSE
- ability to respond to the context of Lincoln's Inn Fields and the LSE campus
- ability to clearly demonstrate the benefits of collaboration if this is proposed

## Collaboration

LSE is keen to encourage innovative design collaborations which provide the opportunity for maximum creativity. For example this may mean, but is not limited to, collaborations between large and smaller practices; between established and emerging talent, between those in different geographical locations or between established companies who together can enhance design quality and bring other aspects of added value to LSE. It may mean that one practice leads the development of the design concept with another leading delivery. Such arrangements must be clearly articulated in the expression of interest.

If LSE's location is remote from the design and/or lead practice's principal location, anticipated delivery arrangements should also be clearly outlined.

LSE is seeking suitable multidisciplinary design teams including but not limited to the following design disciplines:

- architecture and design
- structural and civil engineering
- building services engineering
- sustainability engineering
- landscaping and public realm design
- Any other specialist services considered necessary to undertake the scheme including interior design, sports, and acoustic consultants

## **Consultant and Team Arrangements**

LSE requires a lead design consultant to contract with who is of sufficient financial standing which is in proportion to the size of the scheme. The lead design consultant is expected to be one organisation who will enter into contract with the School and who will sub contract/employ the other sub-consultants. The lead design consultant is expected to complete the PQQ with input as required from the other members of the team. If delivery arrangements vary from the LSE's expectations then the proposals and the rationale for them need to be clearly articulated in the PQQ response.

Financial information on the lead design consultant will form part of the PQQ submission. To promote maximum participation LSE has not determined a minimum annual turnover or other financial threshold at this point. Each submission will be considered on its merits during the shortlisting stage and further information may be required before the conclusion of shortlisting.

If they consider there are good reasons for doing so, lead design consultants are permitted to submit more than one Expression of Interest with different sub-consultants. LSE will consider each submission on its individual merits. Each submission requires a separate Unique Registration Number from RIBA Competitions.

Sub-consultants are permitted to submit with more than one lead design consultant if they choose. However, to avoid a conflict of interest, if the same sub-consultant is on more than one of the six teams shortlisted by LSE then the sub-consultant in question must field a different director, or decide which lead design consultant to remain involved with during Stage 2. LSE reserves the right to seek clarification on team composition during the shortlisting process.

## **LSE direct Appointments**

LSE is appointing its own cost and project delivery management consultants who will take the scheme forward with the successful team and who will provide cost advice during the competition to the six shortlisted teams. LSE has already appointed a town planning consultant (Turley) and also a consultancy dealing with neighbourly matters including rights of light (Delva Patman Redler).



## Competition Programme

The anticipated programme for the scheme is set out in the table below; please note this is draft and is subject to change.

ACTIVITY	TARGET DATE
Call for Expressions of interest issued by RIBA	September 2015
Deadline for receipt of Expressions of Interest	19 October 2015
Shortlisted teams notified	w/c 16 November 2015
Design competition brief issued to 6 shortlisted teams	w/c 11 January 2016
Mid competition workshops x 6 in Week 3 of competition period	w/c 25 January 2016
Design competition submissions received from 6 teams	Friday 19 February 2016
Public Exhibition of 6 design submissions for 2 weeks by LSE	22 February – 4 March 2016
Preparation of comments on contracts and submission of costs by 6 teams	22 February – 4 March 2016
Contract and cost clarification meetings with LSE	Between 24 February – 1 March 2016
Contract and cost submissions received from 6 shortlisted teams	Friday 4 March 2016
Competition submission evaluation by LSE and advisory team	22 February – 4 April 2016
LSE Jury Panel and final presentations held	13 April 2016
Selection of preferred design team confirmed and team appointed	End April 2016
Design Development (RIBA Plan of Work 2013 Stage 2) commences	May 2016

## Shortlisting procedure and Jury Panel

### Shortlisting

The following criteria will be used to shortlist the Expressions of Interest:

SHORTLISTING CRITERIA	WEIGHTING	MAXIMUM SCORE
<b>A. Design Quality:</b>  Outstanding track record of achieving the highest architectural design standards not necessarily limited to Higher Education. Demonstrable inspiration and creativity in recent work. Ability to design innovatively and with distinction. Ability to design in a contemporary and innovative style which is sensitive to conservation areas and areas of historic value	45	10
<b>B. Relevant Experience:</b>  Overall relevant experience not necessarily limited to Higher Education. Experience of similar orientated schemes with environmental credentials equivalent to BREEAM Outstanding standards. Evidence of delivering buildings fit for purpose, practical to build which have met the needs of the client and which represent value for money and stand the test of time. Evidence of a holistic design approach including coordinated and considered interiors and also excellent public realm design	30	10
<b>C. Resource and Ability to Deliver:</b>  Technical and professional capability of the proposed team including team composition. Ability to collaborate effectively and ensure cooperation by the whole design and construction team and client. Evidence of capacity to deliver this scheme. Ability to service this scheme in Central London; The Lead Consultant must be capable of serving a scheme of this size and location	25	10



### Scoring guide

The following scoring guide will be used to evaluate the Expression of Interest submissions against the Selection Criteria:

SCORE	REASON
0	<b>Deficient</b> The response does not provide sufficient detail for evaluation.
1-3	<b>Poor to Deficient</b> The response or information provided falls below expectations in respect of the scheme and the criterion being scored.
4-5	<b>Adequate</b> The response or information provided is acceptable and meets the expectation in respect of the scheme and the criterion being scored.
6-8	<b>Good</b> The response or information provided exceeds the normal expectation.
9-10	<b>Exemplary</b> The response or information provided is exceptional or exemplary in respect of the scheme and criterion being scored.

### Evaluation Procedure

A representative from RIBA Competitions will attend the assessments to document the selection process and provide procedural support. The RIBA Architect Adviser will input into the shortlisting process.

### Financial requirements

For the lead design consultant, LSE require a minimum Professional Indemnity Insurance cover of £10M or equivalent. Further information on the financial data required is provided in the Pre-Qualification Questionnaire (PQQ).

## Jury Panel

Members of the Jury Panel and Advisory Panel are set out below although this subject to confirmation:

NAME	POSITION
Professor Craig Calhoun (Chair)	Director and President, LSE
Professor Ricky Burdett	Director, LSE Cities
Professor Julia Black	Pro Director Research, LSE
Nigel Hugill	Executive Chairman of Urban & Civic Ltd and Chair of LSE Estates Strategy Committee
Jane Duncan	RIBA President
Paul Marshall and Thomas Hughes-Hallett	Marshall Institute representatives
Julian Robinson	Director of Estates, LSE
Nona Buckley-Irvine	General Secretary, LSE Students' Union

The Jury Panel will refer to a team of Competition Advisors who will facilitate the process and who will compile the analysis of the submissions and prepare summary reports for the consideration of the Jury Panel.

The advisors will be led by Kenneth Kinsella, Director of Capital Development, LSE and the team will include the following:

- Sarah Beck, Principal Project Manager, LSE
- Bill Taylor, RIBA Architect Adviser
- Turley, Planning Consultants
- Cost Consultant, TBC
- Sustainability consultant, TBC

Other expert input may also be drawn upon in order to assess the submissions.

A wider panel, including outside parties, may be involved in a preliminary appraisal of the design concepts.

The role of the Jury Panel will be to make a recommendation to LSE Council for their consideration and ratification. The Jury Panel reserves the right not to make an appointment if a consensus cannot be reached.



## Competition Details

Once you have considered the information provided in this document, we invite you to submit an Expression of Interest (EOI). Only candidates who respond in accordance with the submission requirements can be considered.

A Word version of the Pre-Qualification Questionnaire (PQQ) is available from RIBA Competitions on registration and should be completed by the lead design consultant with input from other consultants as appropriate.

No other information will be made available at this stage and site visits inside 44 Lincoln's Inn Fields will not be permitted.

## How to Register

This competition is being managed and administered by RIBA Competitions on behalf of LSE. Any enquiries relating to this competition should be directed to RIBA Competitions and not LSE. Members of the Jury Panel and the client team should not be solicited for information as this may lead to disqualification from the competition.

Registrations can be made online via the website [www.architecture.com/competitions](http://www.architecture.com/competitions)

Please go to the Live Competitions page where you will be required to sign in to make your payment. If you have not used the website before, you will need to go through a short sign up process before proceeding to the payment area.

There is a registration/documentation charge of £50 (plus VAT); upon payment of this charge RIBA Competitions will issue a Unique Registration Number (URN). RIBA Competitions will send your URN to the email address provided within 2 working days. This number should be displayed on the front cover in the bottom right hand corner of the Expression of Interest document and on the PQQ form.

Competitors are able to register online up until 2 days before the submission deadline.

## Submission Method

Submissions to RIBA Competitions should be received no later than **14.00 GMT on Monday 19 October 2015**. Directions for submitting the Expression of Interest are set out in the Pre-Qualification Questionnaire which is available at [www.ribacompetitions.com/LSE](http://www.ribacompetitions.com/LSE)

An electronic copy of the Expression of Interest and Pre-Qualification document (to be contained in a single PDF file of <10Mb) must be submitted via RIBA Competitions' digital submission portal. The file name should consist of the allocated Unique Registration Number [LSE#] and also include the name of the lead design consultancy, eg., "URN#\_Practice Name.pdf". A unique link for this purpose will have been e-mailed to registered competitors only before the official deadline date. Applicants are strongly advised to familiarise themselves with the submission portal and allow sufficient time for their submission to successfully upload prior to the deadline. The portal will not accept any material to upload once the deadline has expired.

RIBA Competitions can be contacted as follows:

T: +44 (0)113 203 1490

E: [riba.competitions@riba.org](mailto:riba.competitions@riba.org)



The School seeks to ensure that people are treated equitably, regardless of age, disability, race, nationality, ethnic or national origin, gender, religion, sexual orientation or personal circumstances.

Freedom of thought and expression is essential to the pursuit, advancement and dissemination of knowledge. LSE seeks to ensure that intellectual freedom and freedom of expression within the law is secured for all our members and those we invite to the School.

Design:  
LSE Design Unit ([lse.ac.uk/designUnit](http://lse.ac.uk/designUnit))

Photography:  
Nigel Stead, LSE Photographer



THE LONDON SCHOOL  
OF ECONOMICS AND  
POLITICAL SCIENCE ■

RIBA   
Architecture.com