

## Leaving Reasons

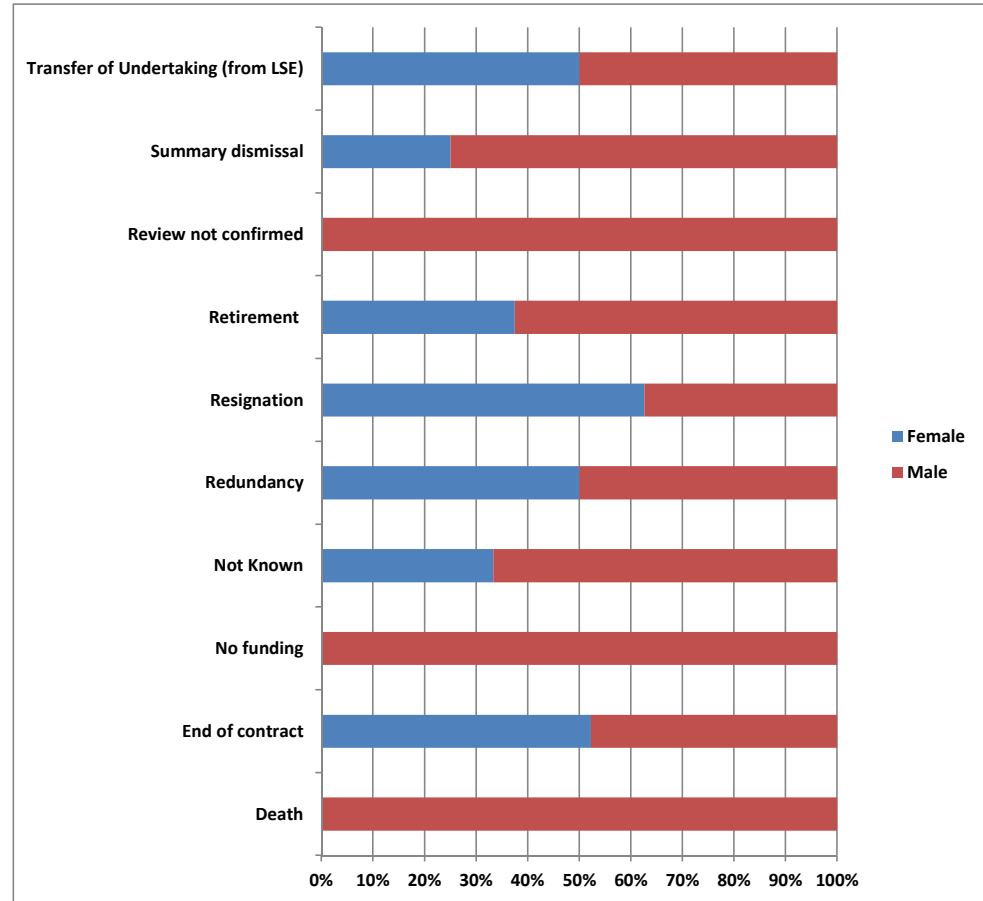
This section looks at all staff who left from 1st January 2015 to 31st December 2015, and their reasons for leaving against the protected characteristics of gender, disability, ethnicity and age.

### Leaving Reason by Gender (Headcount)

	Female	Male	Grand Total
Death	0	4	4
End of contract	186	170	356
No funding	0	4	4
Not Known	1	2	3
Redundancy	9	9	18
Resignation	139	83	222
Retirement	6	10	16
Review not confirmed	0	1	1
Summary dismissal	1	3	4
Transfer of Undertaking (from LSE)	1	1	2
<b>Grand Total</b>	<b>343</b>	<b>287</b>	<b>630</b>

### Leaving Reason by Gender (Headcount)

	Female	Male
Death	0.00	100.00
End of contract	52.25	47.75
No funding	0.00	100.00
Not Known	33.33	66.67
Redundancy	50.00	50.00
Resignation	62.61	37.39
Retirement	37.50	62.50
Review not confirmed	0.00	100.00
Summary dismissal	25.00	75.00
Transfer of Undertaking (from LSE)	50.00	50.00
<b>Grand Total</b>	<b>54.44</b>	<b>45.56</b>

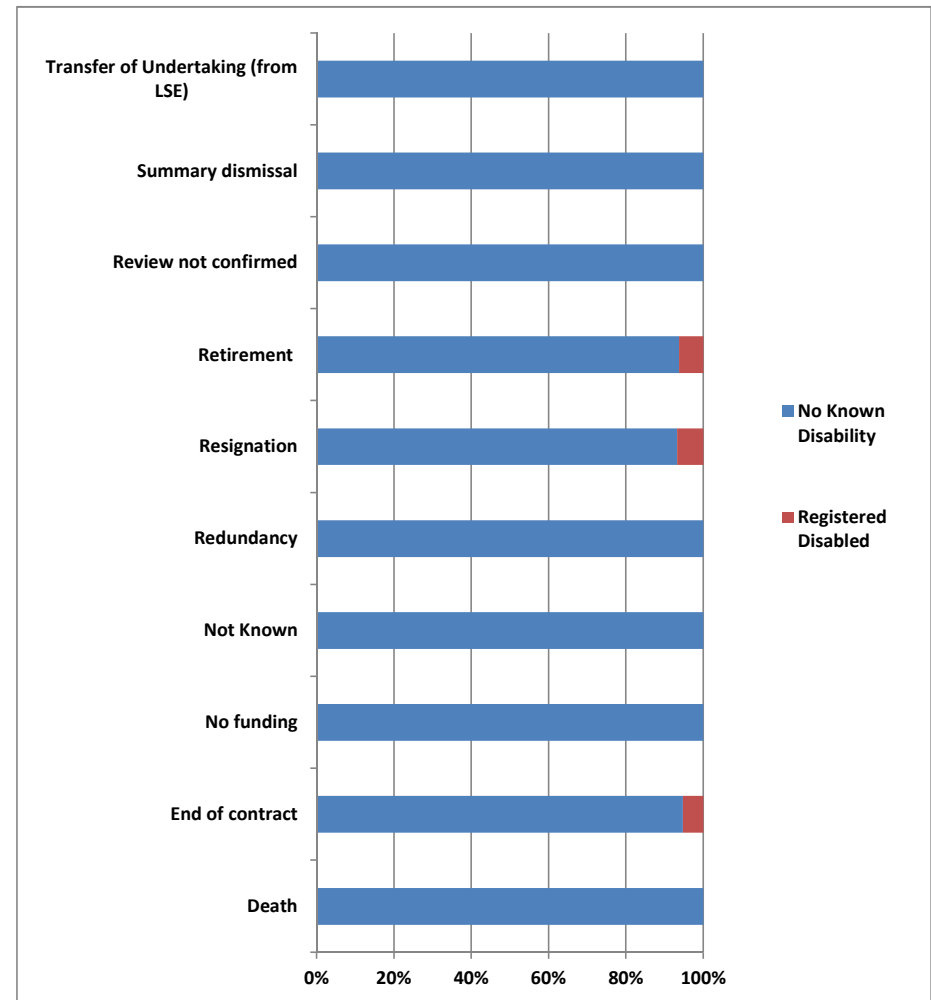


### Leaving Reason by Gender (Headcount)

	No Known Disability	Registered Disabled	Total
Death	4	0	4
End of contract	337	19	356
No funding	4	0	4
Not Known	3	0	3
Redundancy	18	0	18
Resignation	207	15	222
Retirement	15	1	16
Review not confirmed	1	0	1
Summary dismissal	4	0	4
Transfer of Undertaking (from LSE)	2	0	2
<b>Grand Total</b>	<b>595</b>	<b>35</b>	<b>630</b>

### Leaving Reason by Disability Status (%)

	No Known Disability	Registered Disabled
Death	100.00	0.00
End of contract	94.66	5.34
No funding	100.00	0.00
Not Known	100.00	0.00
Redundancy	100.00	0.00
Resignation	93.24	6.76
Retirement	93.75	6.25
Review not confirmed	100.00	0.00
Summary dismissal	100.00	0.00
Transfer of Undertaking (from LSE)	100.00	0.00
<b>Grand Total</b>	<b>94.44</b>	<b>5.56</b>



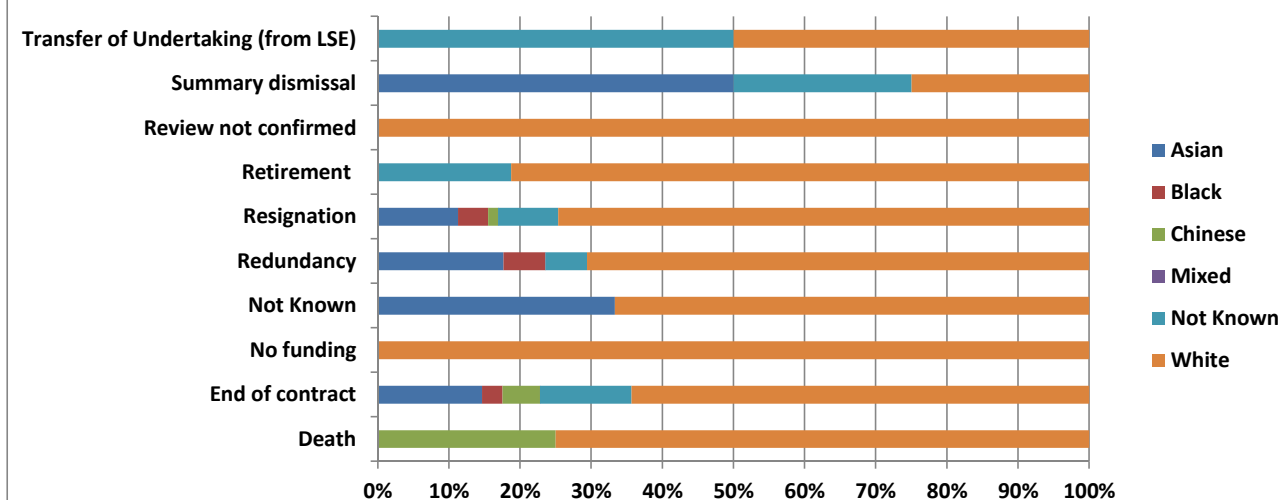
## Leaving Reason by Ethnic Group (Headcount)

	Asian	Black	Chinese	Mixed	Not Known	White
Death	0	0	1	0	0	3
End of contract	50	10	18	14	44	220
No funding	0	0	0	0	0	4
Not Known	1	0	0	0	0	2
Redundancy	3	1	0	1	1	12
Resignation	24	9	3	9	18	159
Retirement	0	0	0	0	3	13
Review not confirmed	0	0	0	0	0	1
Summary dismissal	2	0	0	0	1	1
Transfer of Undertaking (from LSE)	0	0	0	0	1	1
<b>Grand Total</b>	<b>80</b>	<b>20</b>	<b>22</b>	<b>24</b>	<b>68</b>	<b>416</b>

## Leaving Reason by Ethnic Group (%)

	Asian	Black	Chinese	Mixed	Not Known	White
Death	0.00	0.00	25.00	0.00	0.00	75.00
End of contract	14.04	2.81	5.06	0.00	12.36	61.80
No funding	0.00	0.00	0.00	0.00	0.00	100.00
Not Known	33.33	0.00	0.00	0.00	0.00	66.67
Redundancy	16.67	5.56	0.00	0.00	5.56	66.67
Resignation	10.81	4.05	1.35	0.00	8.11	71.62
Retirement	0.00	0.00	0.00	0.00	18.75	81.25
Review not confirmed	0.00	0.00	0.00	0.00	0.00	100.00
Summary dismissal	50.00	0.00	0.00	0.00	25.00	25.00
Transfer of Undertaking (from LSE)	0.00	0.00	0.00	0.00	50.00	50.00
<b>Grand Total</b>	<b>12.70</b>	<b>3.17</b>	<b>3.49</b>	<b>0.00</b>	<b>10.79</b>	<b>66.03</b>

## Leaving Reason by Ethnic Group (%)



## Leaving Reason by Age Group (Headcount)

	16-24	25-34	35-44	45-54	55-64	65+
Death	0	1	0	2	1	0
End of contract	81	165	63	20	14	13
No funding	1	2	1	0	0	0
Not Known	2	0	1	0	0	0
Redundancy	0	6	6	3	0	3
Resignation	29	109	39	27	12	3
Retirement	0	0	0	0	10	6
Review not confirmed	0	0	1	0	0	0
Summary dismissal	0	1	1	2	0	0
Transfer of Undertaking (from LSE)	0	0	0	2	0	0
<b>Grand Total</b>	<b>113</b>	<b>284</b>	<b>112</b>	<b>56</b>	<b>37</b>	<b>28</b>

## Leaving Reason by Age Group (%)

	16-24	25-34	35-44	45-54	55-64	65+
Death	0.00	25.00	0.00	50.00	25.00	0.00
End of contract	22.75	46.35	17.70	5.62	3.93	3.65
No funding	25.00	50.00	25.00	0.00	0.00	0.00
Not Known	66.67	0.00	33.33	0.00	0.00	0.00
Redundancy	0.00	33.33	33.33	16.67	0.00	16.67
Resignation	13.24	49.77	17.81	12.33	5.48	1.37
Retirement	0.00	0.00	0.00	0.00	62.50	37.50
Review not confirmed	0.00	0.00	100.00	0.00	0.00	0.00
Summary dismissal	0.00	25.00	25.00	50.00	0.00	0.00
Transfer of Undertaking (from LSE)	0.00	0.00	0.00	100.00	0.00	0.00
<b>Grand Total</b>	<b>17.94</b>	<b>45.08</b>	<b>17.78</b>	<b>8.89</b>	<b>5.87</b>	<b>4.44</b>

## Leaving Reason by Age Group (%)

