

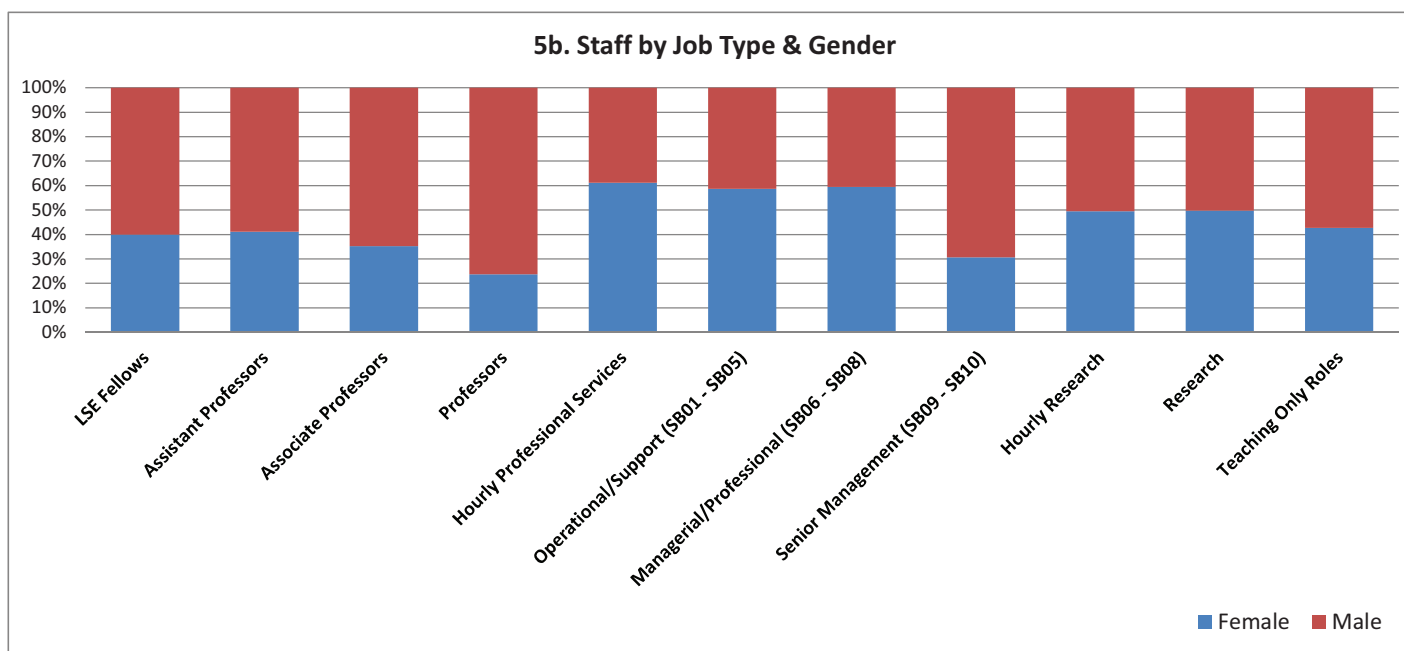
5a. Job Type by Gender

| | Headcounts | | | Percentages | |
|---------------------------------------|-------------|-------------|-------------|--------------|--------------|
| | Female | Male | Total | Female | Male |
| LSE Fellows | 56 | 84 | 140 | 40.00 | 60.00 |
| Assistant Professors | 70 | 100 | 170 | 41.18 | 58.82 |
| Associate Professors | 74 | 136 | 210 | 35.24 | 64.76 |
| Professors | 62 | 199 | 261 | 23.75 | 76.25 |
| Hourly Professional Services | 261 | 166 | 427 | 61.12 | 38.88 |
| Operational/Support (SB01 - SB05) | 404 | 284 | 688 | 58.72 | 41.28 |
| Managerial/Professional (SB06 - SB08) | 306 | 209 | 515 | 59.42 | 40.58 |
| Senior Management (SB09 - SB10) | 15 | 34 | 49 | 30.61 | 69.39 |
| Hourly Research | 55 | 56 | 111 | 49.55 | 50.45 |
| Research | 110 | 111 | 221 | 49.77 | 50.23 |
| Teaching Only Roles | 207 | 278 | 485 | 42.68 | 57.32 |
| Grand Total | 1620 | 1657 | 3277 | 49.44 | 50.56 |

Job Type

This section divides staff into the School's ten major job groups. (namely Operational/Support; Managerial/Professional; Senior Management; Assistant Professors; Associate Professors; Professors; Research; LSE Fellows; Teaching; Hourly Research & Hourly Support).

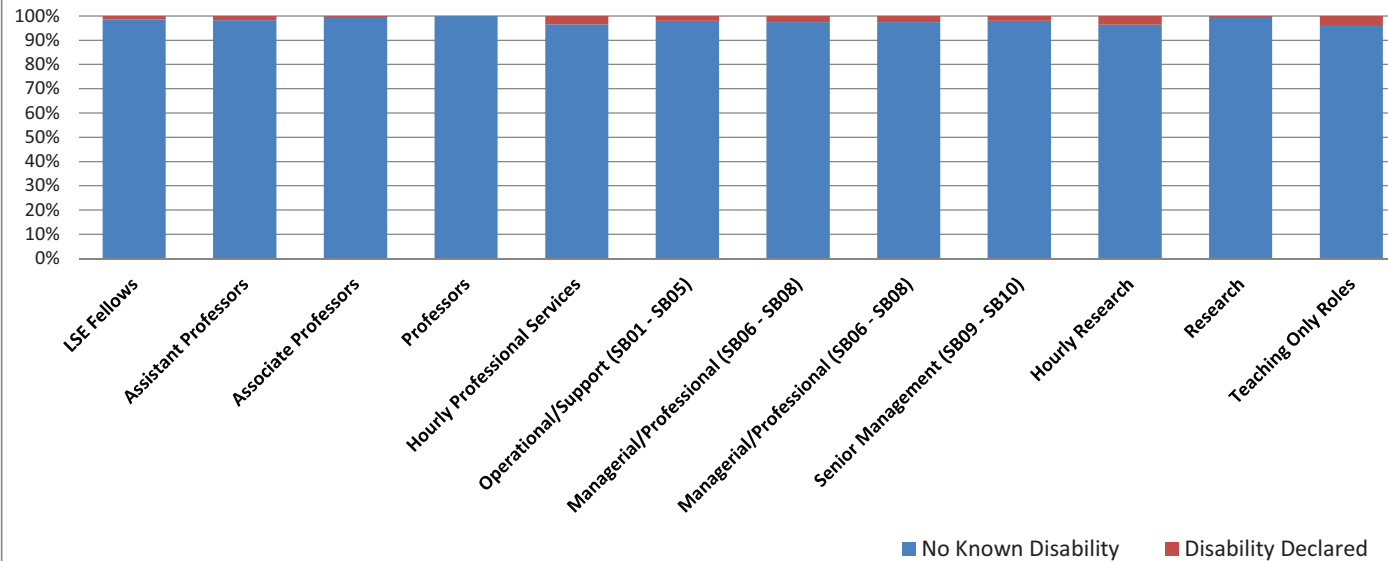
Each is examined by the protected characteristic of gender, disability, ethnicity and age. As previously, data is based upon a headcount of staff at the LSE as at the 1st January 2015.



6a. Job Type by Disability

| | Headcount | | | Percentages | |
|---------------------------------------|---------------------|---------------------|-------------|---------------------|---------------------|
| | No Known Disability | Disability Declared | Total | No Known Disability | Disability Declared |
| LSE Fellows | 138 | 2 | 140 | 98.57 | 1.43 |
| Assistant Professors | 167 | 3 | 170 | 98.24 | 1.76 |
| Associate Professors | 209 | 1 | 210 | 99.52 | 0.48 |
| Professors | 261 | 0 | 261 | 100.00 | 0.00 |
| Hourly Professional Services | 412 | 15 | 427 | 96.49 | 3.51 |
| Operational/Support (SB01 - SB05) | 674 | 14 | 688 | 97.97 | 2.03 |
| Managerial/Professional (SB06 - SB08) | 502 | 13 | 515 | 97.48 | 2.52 |
| Managerial/Professional (SB06 - SB08) | 502 | 13 | 515 | 97.48 | 2.52 |
| Senior Management (SB09 - SB10) | 48 | 1 | 49 | 97.96 | 2.04 |
| Hourly Research | 107 | 4 | 111 | 96.40 | 3.60 |
| Research | 220 | 1 | 221 | 99.55 | 0.45 |
| Teaching Only Roles | 467 | 18 | 485 | 96.29 | 3.71 |
| Grand Total | 3205 | 72 | 3277 | 97.80 | 2.20 |

6b. Staff by Job Type & Declared Disability

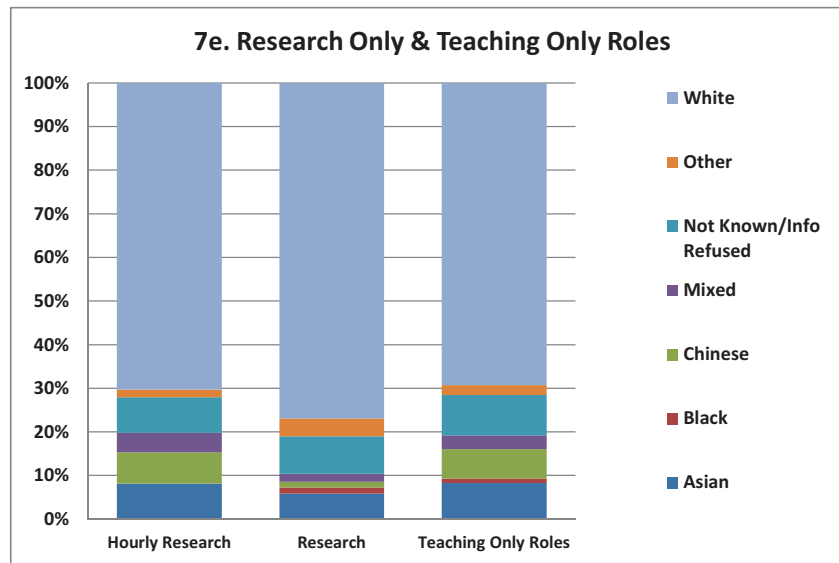
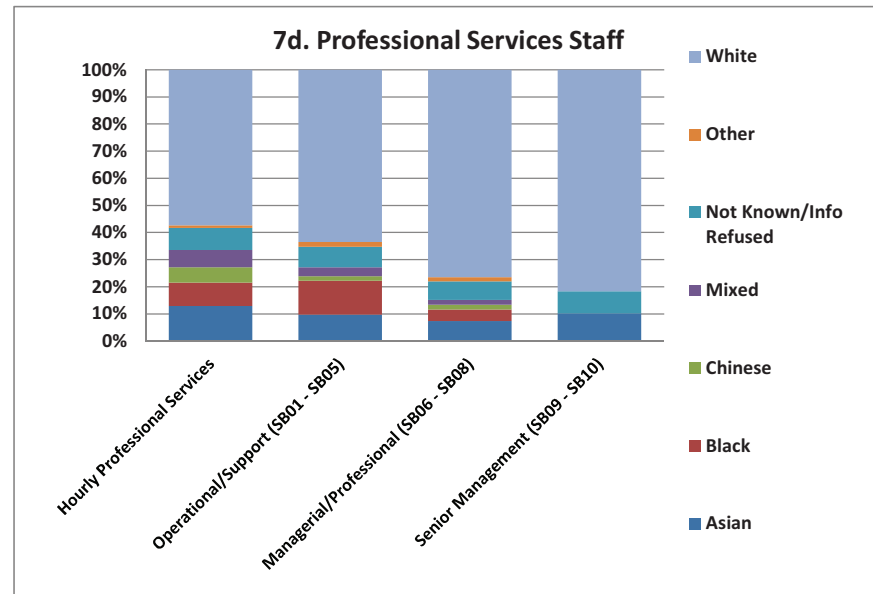
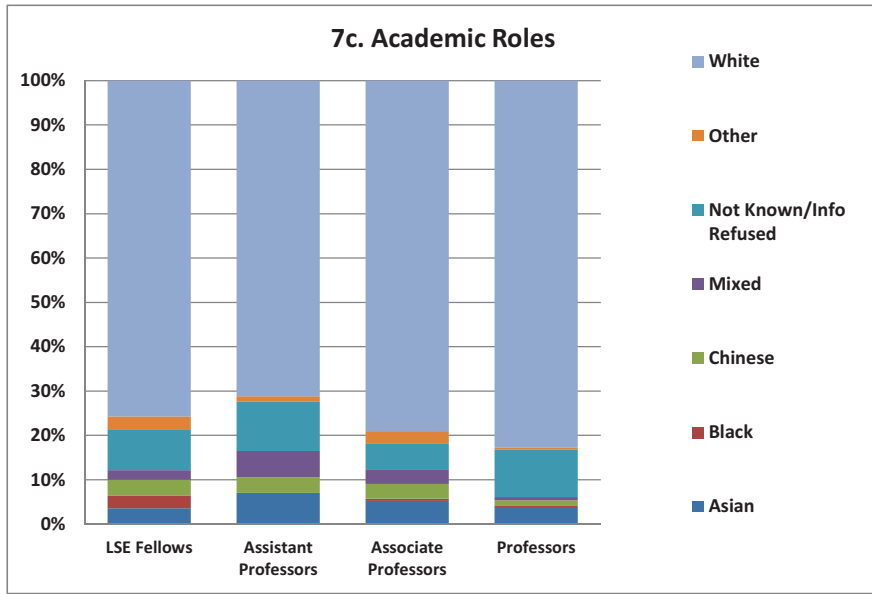


7a. Job Type by Ethnicity - Headcounts

| | Asian | Black | Chinese | Mixed | Not Known/Info Refused | Other | White | Grand Total |
|---------------------------------------|------------|------------|------------|------------|------------------------------|-----------|-------------|-------------|
| LSE Fellows | 5 | 4 | 5 | 3 | 13 | 4 | 106 | 140 |
| Assistant Professors | 12 | 0 | 6 | 10 | 19 | 2 | 121 | 170 |
| Associate Professors | 11 | 1 | 7 | 7 | 12 | 6 | 166 | 210 |
| Professors | 10 | 1 | 3 | 2 | 28 | 1 | 216 | 261 |
| Hourly Professional Services | 55 | 37 | 24 | 27 | 35 | 4 | 245 | 427 |
| Operational/Support (SB01 - SB05) | 67 | 86 | 11 | 23 | 52 | 12 | 437 | 688 |
| Managerial/Professional (SB06 - SB08) | 38 | 22 | 9 | 9 | 35 | 8 | 394 | 515 |
| Senior Management (SB09 - SB10) | 5 | 0 | 0 | 0 | 4 | 0 | 40 | 49 |
| Hourly Research | 9 | 0 | 8 | 5 | 9 | 2 | 78 | 111 |
| Research | 13 | 3 | 3 | 4 | 19 | 9 | 170 | 221 |
| Teaching Only Roles | 40 | 5 | 33 | 15 | 45 | 11 | 336 | 485 |
| Grand Total | 265 | 159 | 109 | 105 | 271 | 59 | 2309 | 3277 |

7b. Job Type by Ethnicity - Percentages

| | Asian | Black | Chinese | Mixed | Not Known/Info Refused | Other | White | Grand Total |
|---------------------------------------|-------------|-------------|-------------|-------------|------------------------------|-------------|--------------|---------------|
| LSE Fellows | 3.57 | 2.86 | 3.57 | 2.14 | 9.29 | 2.86 | 75.71 | 100.00 |
| Assistant Professors | 7.06 | 0.00 | 3.53 | 5.88 | 11.18 | 1.18 | 71.18 | 100.00 |
| Associate Professors | 5.24 | 0.48 | 3.33 | 3.33 | 5.71 | 2.86 | 79.05 | 100.00 |
| Professors | 3.83 | 0.38 | 1.15 | 0.77 | 10.73 | 0.38 | 82.76 | 100.00 |
| Hourly Professional Services | 12.88 | 8.67 | 5.62 | 6.32 | 8.20 | 0.94 | 57.38 | 100.00 |
| Operational/Support (SB01 - SB05) | 9.74 | 12.50 | 1.60 | 3.34 | 7.56 | 1.74 | 63.52 | 100.00 |
| Managerial/Professional (SB06 - SB08) | 7.38 | 4.27 | 1.75 | 1.75 | 6.80 | 1.55 | 76.50 | 100.00 |
| Senior Management (SB09 - SB10) | 10.20 | 0.00 | 0.00 | 0.00 | 8.16 | 0.00 | 81.63 | 100.00 |
| Hourly Research | 8.11 | 0.00 | 7.21 | 4.50 | 8.11 | 1.80 | 70.27 | 100.00 |
| Research | 5.88 | 1.36 | 1.36 | 1.81 | 8.60 | 4.07 | 76.92 | 100.00 |
| Teaching Only Roles | 8.25 | 1.03 | 6.80 | 3.09 | 9.28 | 2.27 | 69.28 | 100.00 |
| Grand Total | 8.09 | 4.85 | 3.33 | 3.20 | 8.27 | 1.80 | 70.46 | 100.00 |



8a. Job Type by Age Ranges - Headcount

| | 16-24 | 25-34 | 35-44 | 45-54 | 55-64 | 65+ | Grand Total |
|---------------------------------------|------------|-------------|------------|------------|------------|------------|-------------|
| LSE Fellows | 0 | 109 | 25 | 6 | 0 | 0 | 140 |
| Assistant Professors | 0 | 60 | 87 | 20 | 3 | 0 | 170 |
| Associate Professors | 0 | 9 | 105 | 74 | 15 | 7 | 210 |
| Professors | 0 | 0 | 29 | 98 | 90 | 44 | 261 |
| Hourly Professional Services | 244 | 104 | 40 | 25 | 9 | 5 | 427 |
| Operational/Support (SB01 - SB05) | 48 | 270 | 166 | 124 | 72 | 8 | 688 |
| Managerial/Professional (SB06 - SB08) | 3 | 126 | 181 | 133 | 63 | 9 | 515 |
| Senior Management (SB09 - SB10) | 0 | 0 | 15 | 20 | 13 | 1 | 49 |
| Hourly Research | 14 | 78 | 9 | 5 | 3 | 2 | 111 |
| Research | 4 | 98 | 71 | 25 | 15 | 8 | 221 |
| Teaching Only Roles | 33 | 235 | 90 | 60 | 32 | 35 | 485 |
| Grand Total | 346 | 1089 | 818 | 590 | 315 | 119 | 3277 |

8b. Job Type by Age Ranges - Percentages

| | 16-24 | 25-34 | 35-44 | 45-54 | 55-64 | 65+ | Grand Total |
|---------------------------------------|--------------|--------------|--------------|--------------|-------------|-------------|---------------|
| LSE Fellows | 0.00 | 77.86 | 17.86 | 4.29 | 0.00 | 0.00 | 100.00 |
| Assistant Professors | 0.00 | 35.29 | 51.18 | 11.76 | 1.76 | 0.00 | 100.00 |
| Associate Professors | 0.00 | 4.29 | 50.00 | 35.24 | 7.14 | 3.33 | 100.00 |
| Professors | 0.00 | 0.00 | 11.11 | 37.55 | 34.48 | 16.86 | 100.00 |
| Hourly Professional Services | 57.14 | 24.36 | 9.37 | 5.85 | 2.11 | 1.17 | 100.00 |
| Operational/Support (SB01 - SB05) | 6.98 | 39.24 | 24.13 | 18.02 | 10.47 | 1.16 | 100.00 |
| Managerial/Professional (SB06 - SB08) | 0.58 | 24.47 | 35.15 | 25.83 | 12.23 | 1.75 | 100.00 |
| Senior Management (SB09 - SB10) | 0.00 | 0.00 | 30.61 | 40.82 | 26.53 | 2.04 | 100.00 |
| Hourly Research | 12.61 | 70.27 | 8.11 | 4.50 | 2.70 | 1.80 | 100.00 |
| Research | 1.81 | 44.34 | 32.13 | 11.31 | 6.79 | 3.62 | 100.00 |
| Teaching Only Roles | 6.80 | 48.45 | 18.56 | 12.37 | 6.60 | 7.22 | 100.00 |
| Grand Total | 10.56 | 33.23 | 24.96 | 18.00 | 9.61 | 3.63 | 100.00 |

