

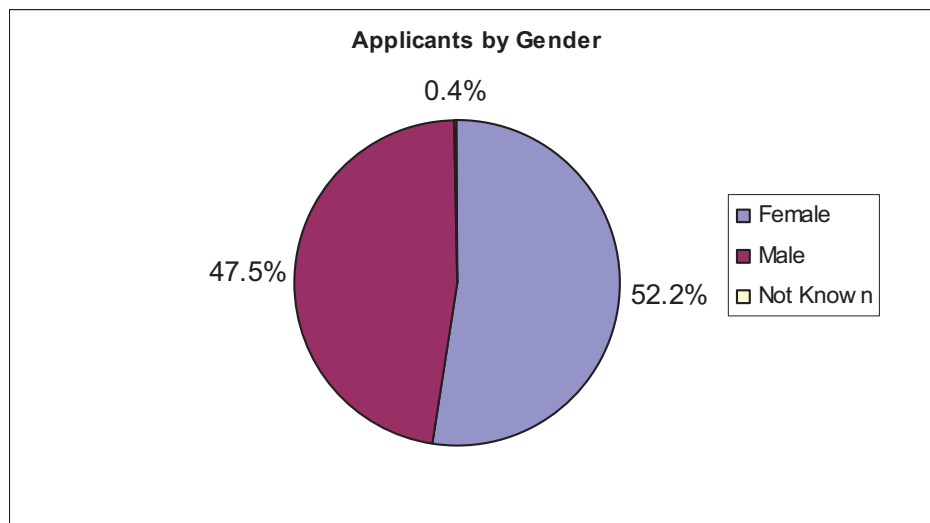
Recruitment

This section looks at the protected characteristics (gender, disability, ethnicity, age, religion and belief and sexual orientation) of candidates who have applied for positions at the School, divided into applicants, applicants shortlisted for interview, and appointees. The data is based on everyone who applied for a position at the School from 1st January to 31st December 2013.

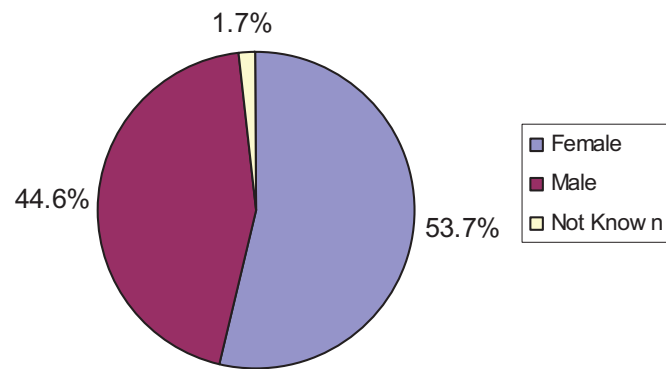
Gender

	Headcounts		
Gender	Applied	Shortlisted	Offered Position
Female	9540	859	226
Male	8676	714	211
Not Known	65	28	22
Total	18281	1601	459

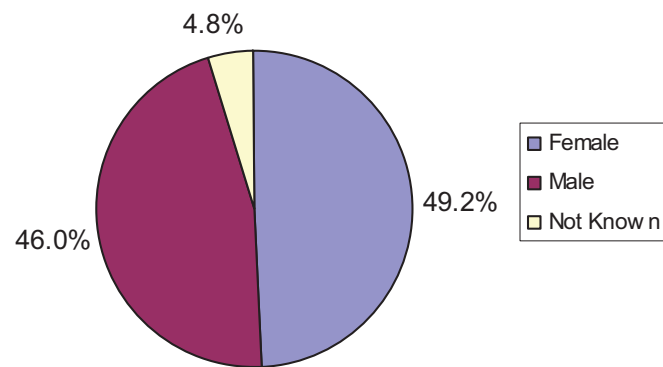
	Percentages		
Gender	Applied	Shortlisted	Offered Position
Female	52.2%	53.7%	49.2%
Male	47.5%	44.6%	46.0%
Not Known	0.4%	1.7%	4.8%
Total	100.0%	100.0%	100.0%



Shortlisted Applicants by Gender



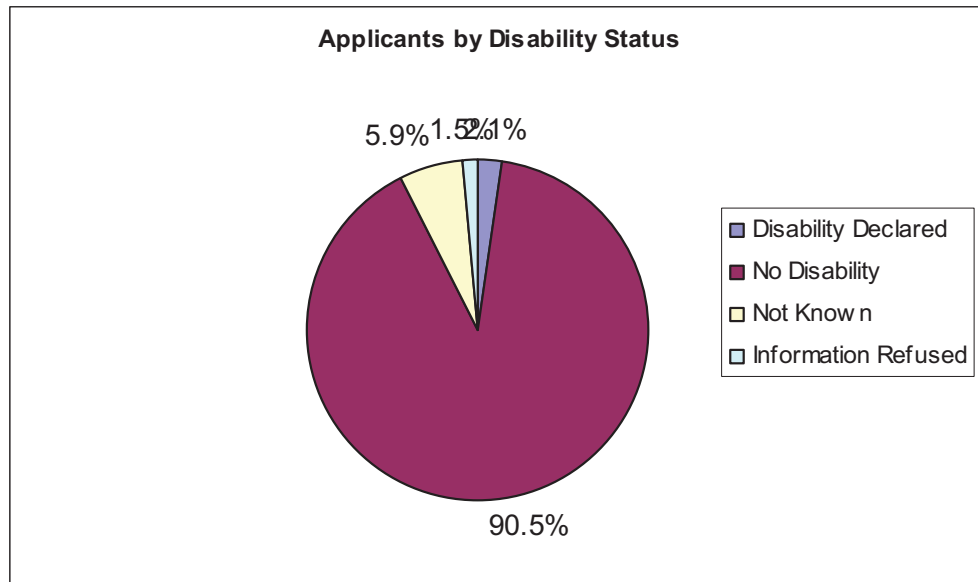
Applicants Offered Position by Gender



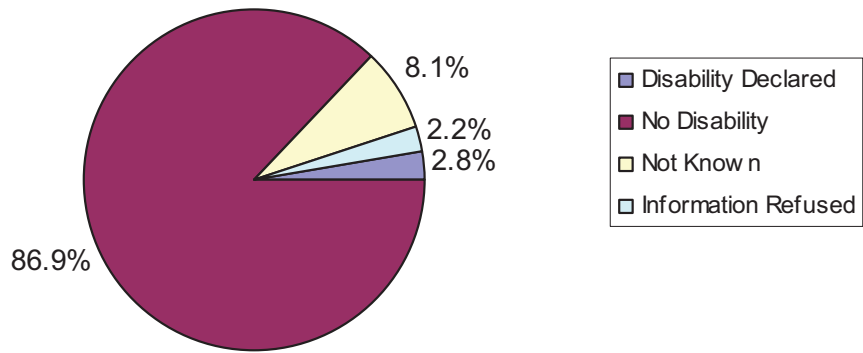
Disability

	Headcounts		
Disability Status	Applied	Shortlisted	Offered Position
Disability Declared	382	45	10
No Disability	16552	1391	368
Not Known	1077	130	65
Information Refused	270	35	16
Total	18281	1601	459

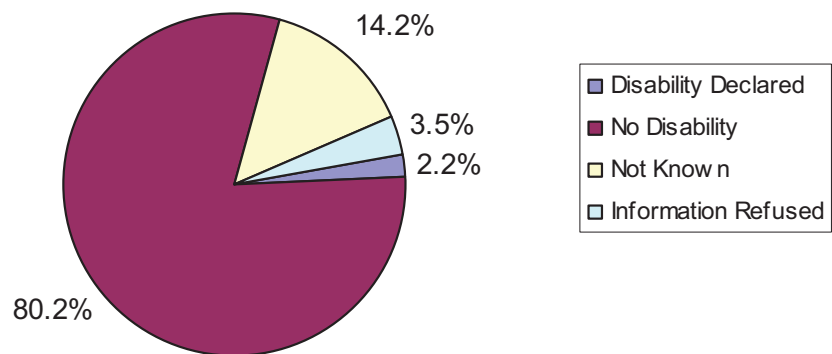
	Percentages		
Disability Status	Applied	Shortlisted	Offered Position
Disability Declared	2.1%	2.8%	2.2%
No Disability	90.5%	86.9%	80.2%
Not Known	5.9%	8.1%	14.2%
Information Refused	1.5%	2.2%	3.5%
Total	100.0%	100.0%	100.0%



Shortlisted Applicants by Disability Status



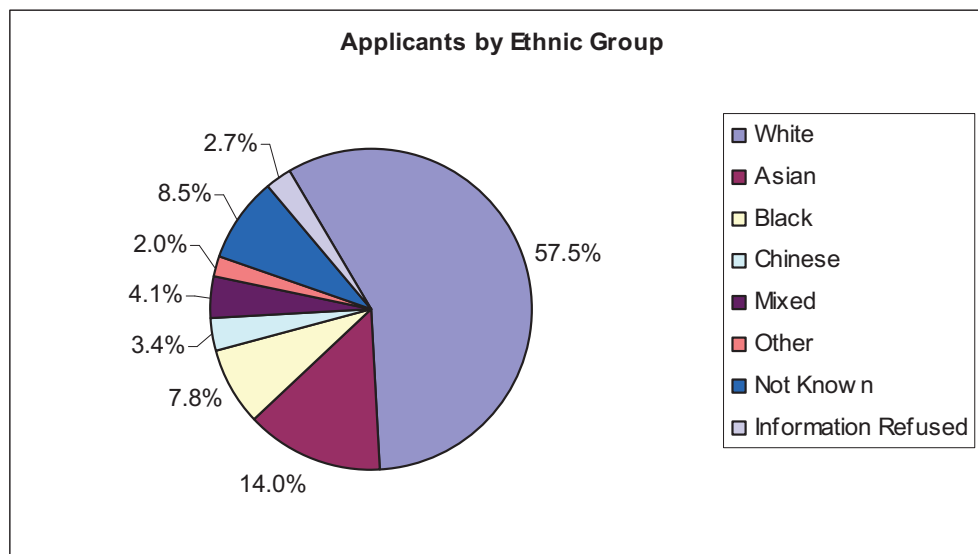
Applicants Offered Position by Disability Status



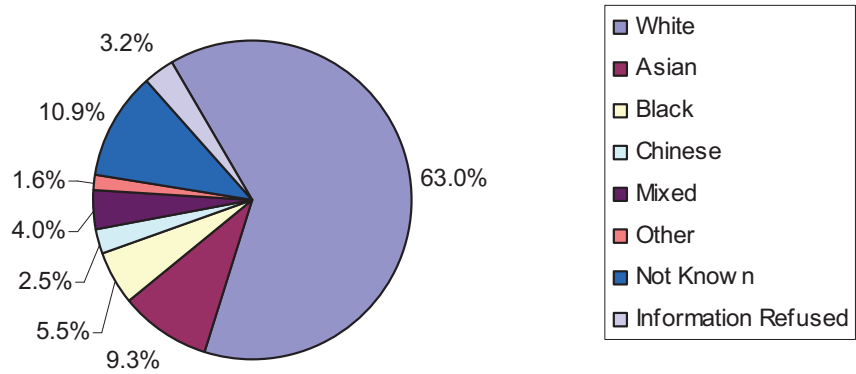
Ethnicity

Ethnic Origin	Headcounts		
	Applied	Shortlisted	Offered Position
White	10507	1008	281
Asian	2555	149	32
Black	1420	88	24
Chinese	625	40	11
Mixed	743	64	17
Other	373	25	6
Not Known	1561	175	74
Information Refused	497	52	14
Total	18281	1601	459

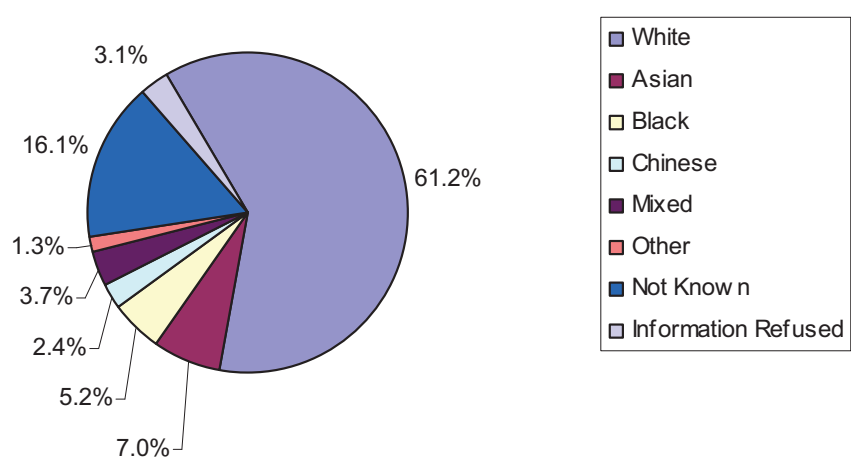
Ethnic Origin	Percentages		
	Applied	Shortlisted	Offered Position
White	57.5%	63.0%	61.2%
Asian	14.0%	9.3%	7.0%
Black	7.8%	5.5%	5.2%
Chinese	3.4%	2.5%	2.4%
Mixed	4.1%	4.0%	3.7%
Other	2.0%	1.6%	1.3%
Not Known	8.5%	10.9%	16.1%
Information Refused	2.7%	3.2%	3.1%
Total	100.0%	100.0%	100.0%



Shortlisted Applicants by Ethnic Group



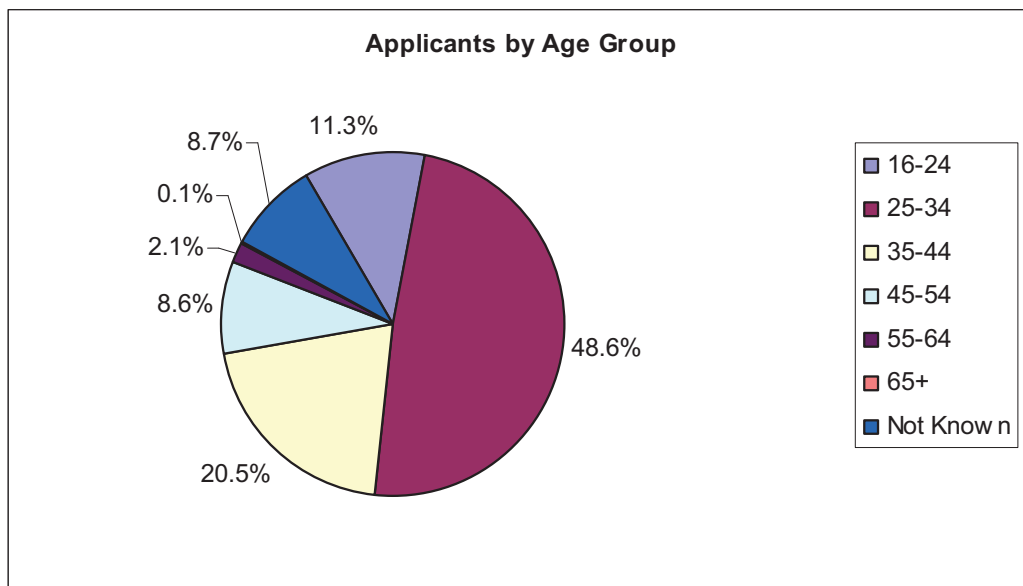
Applicants Offered Position by Ethnic Group



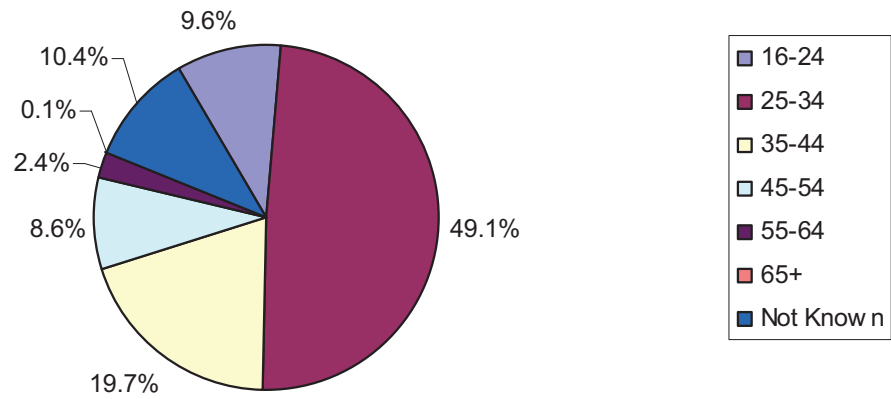
Age

	Headcounts		
Age Range	Applied	Shortlisted	Offered Position
16-24	2062	154	50
25-34	8892	786	233
35-44	3751	315	75
45-54	1579	138	24
55-64	379	39	4
65+	20	2	0
Not Known	1598	167	73
Total	18281	1601	459

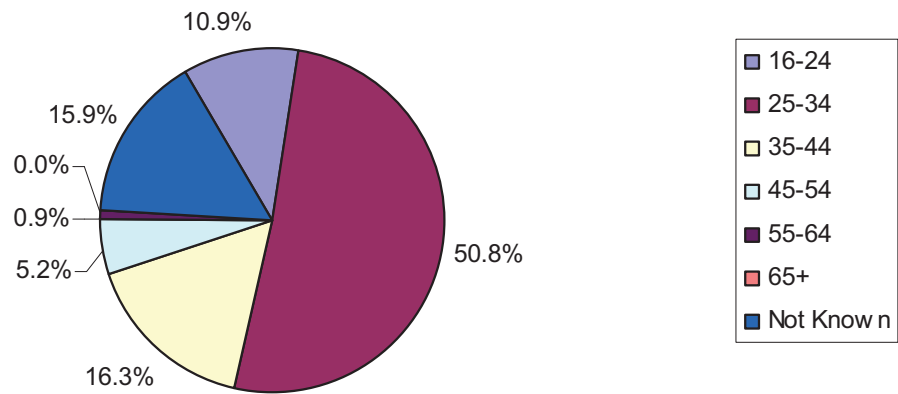
	Percentages		
Age Range	Applied	Shortlisted	Offered Position
16-24	11.3%	9.6%	10.9%
25-34	48.6%	49.1%	50.8%
35-44	20.5%	19.7%	16.3%
45-54	8.6%	8.6%	5.2%
55-64	2.1%	2.4%	0.9%
65+	0.1%	0.1%	0.0%
Not Known	8.7%	10.4%	15.9%
Total	100.0%	100.0%	100.0%



Shortlisted Applicants by Age Group



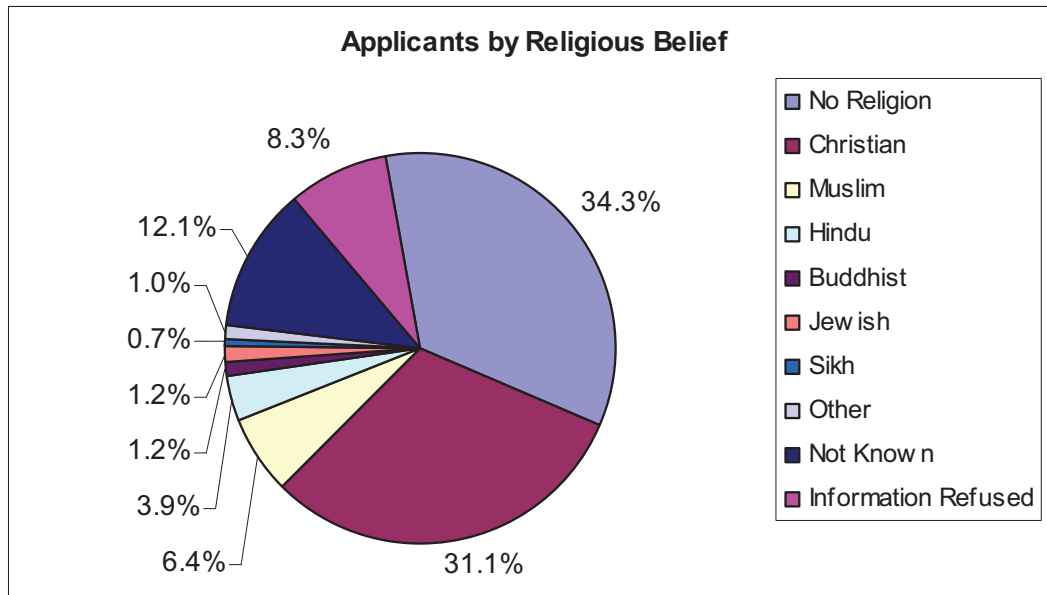
Applicants Offered Position by Age Group



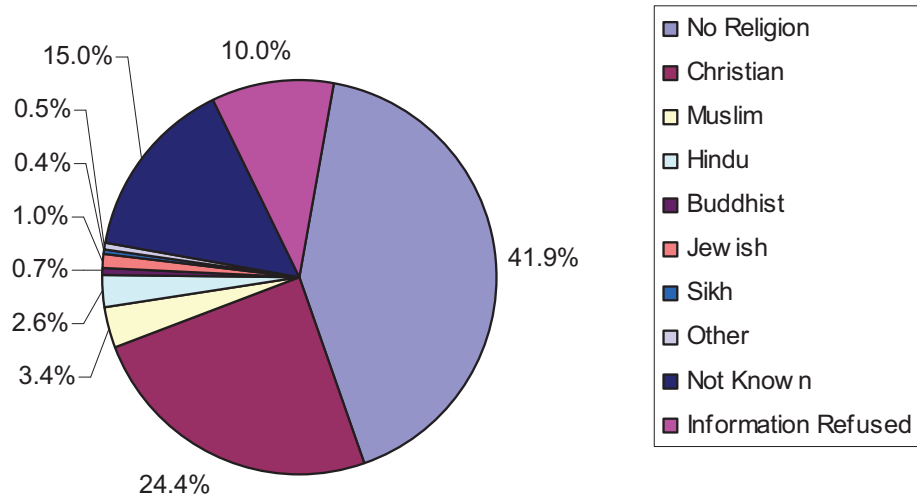
Religion and Belief

Religious Belief	Headcounts		
	Applied	Shortlisted	Offered Position
No Religion	6267	671	186
Christian	5685	391	90
Muslim	1163	55	14
Hindu	708	42	11
Buddhist	212	11	5
Jewish	217	16	6
Sikh	126	7	1
Other	176	8	2
Not Known	2217	240	110
Information Refused	1510	160	34
Total	18281	1601	459

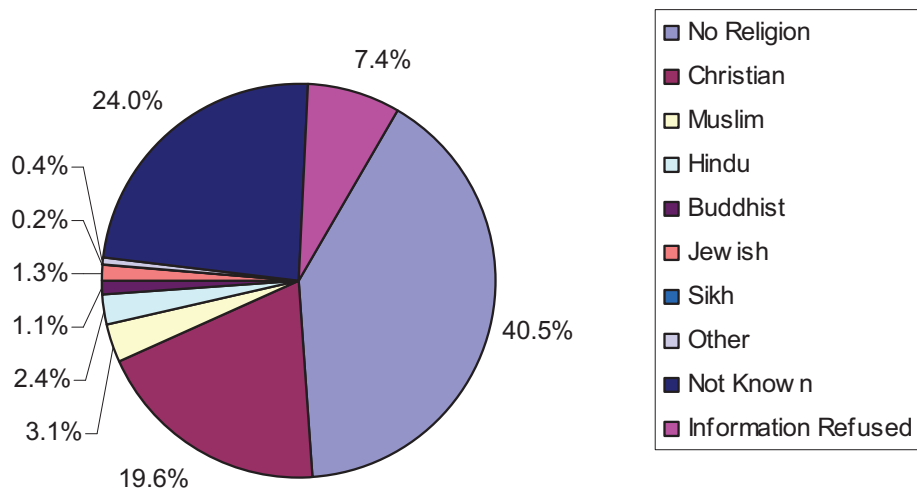
Religious Belief	Percentages		
	Applied	Shortlisted	Offered Position
No Religion	34.3%	41.9%	40.5%
Christian	31.1%	24.4%	19.6%
Muslim	6.4%	3.4%	3.1%
Hindu	3.9%	2.6%	2.4%
Buddhist	1.2%	0.7%	1.1%
Jewish	1.2%	1.0%	1.3%
Sikh	0.7%	0.4%	0.2%
Other	1.0%	0.5%	0.4%
Not Known	12.1%	15.0%	24.0%
Information Refused	8.3%	10.0%	7.4%
Total	100.0%	100.0%	100.0%



Shortlisted Applicants by Religious Belief



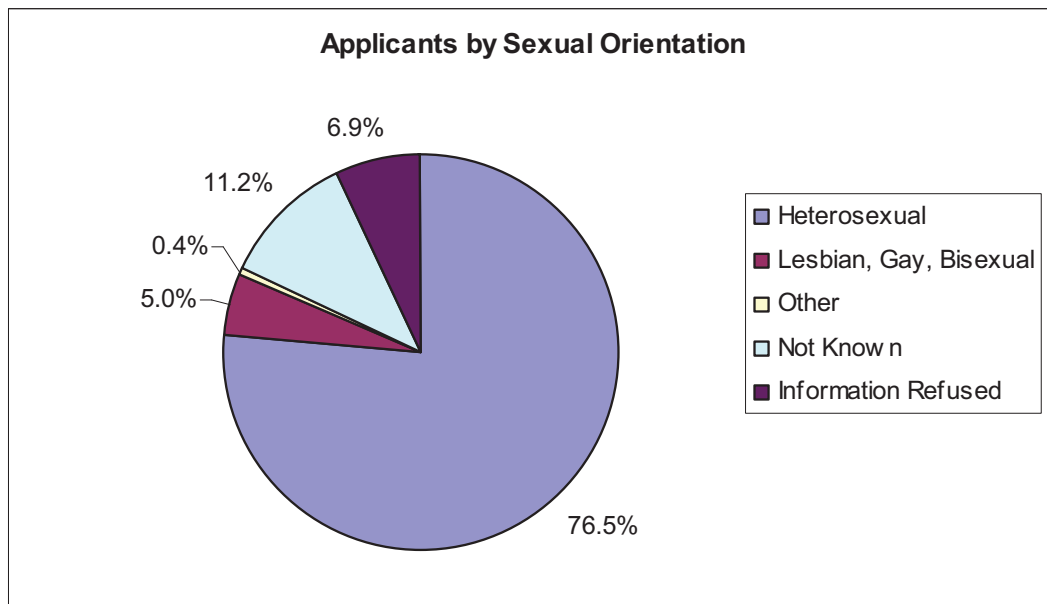
Applicants Offered Position by Religious Belief



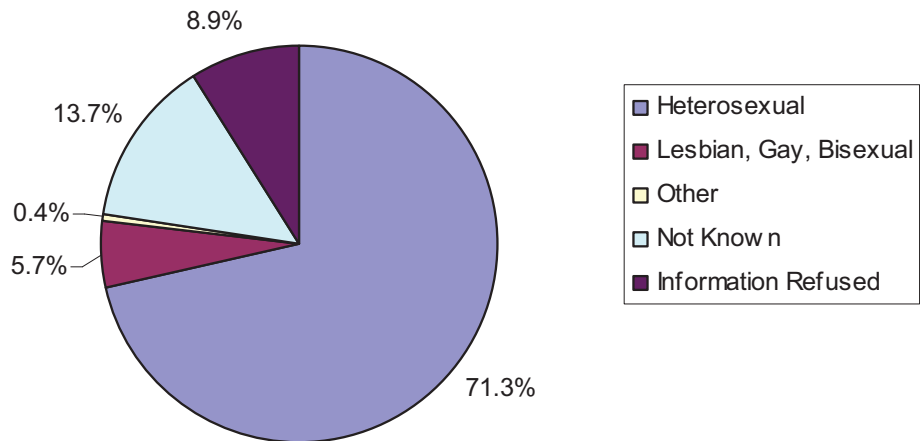
Sexual Orientation

Sexual Orientation	Headcounts		
	Applied	Shortlisted	Offered Position
Heterosexual	13990	1141	299
Lesbian, Gay, Bisexual	906	91	24
Other	72	7	3
Not Known	2050	219	96
Information Refused	1263	143	37
Total	18281	1601	459

Sexual Orientation	Percentages		
	Applied	Shortlisted	Offered Position
Heterosexual	76.5%	71.3%	65.1%
Lesbian, Gay, Bisexual	5.0%	5.7%	5.2%
Other	0.4%	0.4%	0.7%
Not Known	11.2%	13.7%	20.9%
Information Refused	6.9%	8.9%	8.1%
Total	100.0%	100.0%	100.0%



Shortlisted Applicants by Sexual Orientation



Applicants Offered Position by Sexual Orientation

