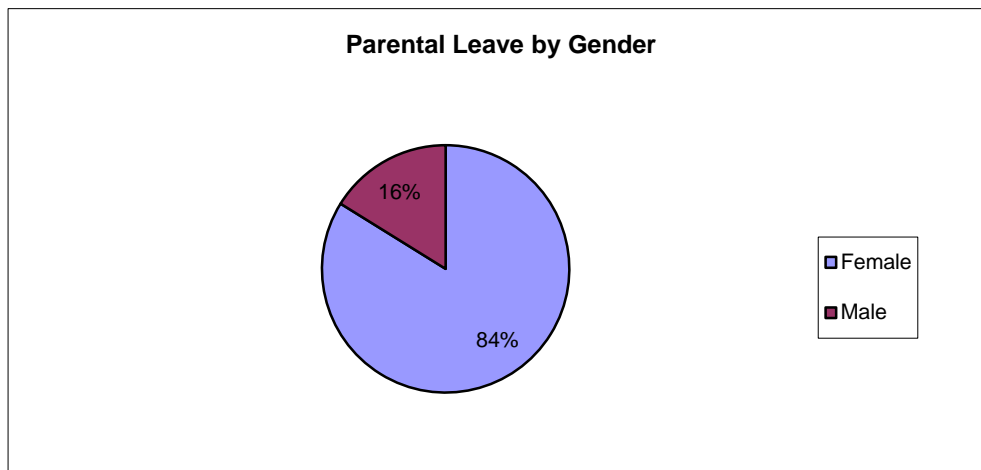


## Parental Leave

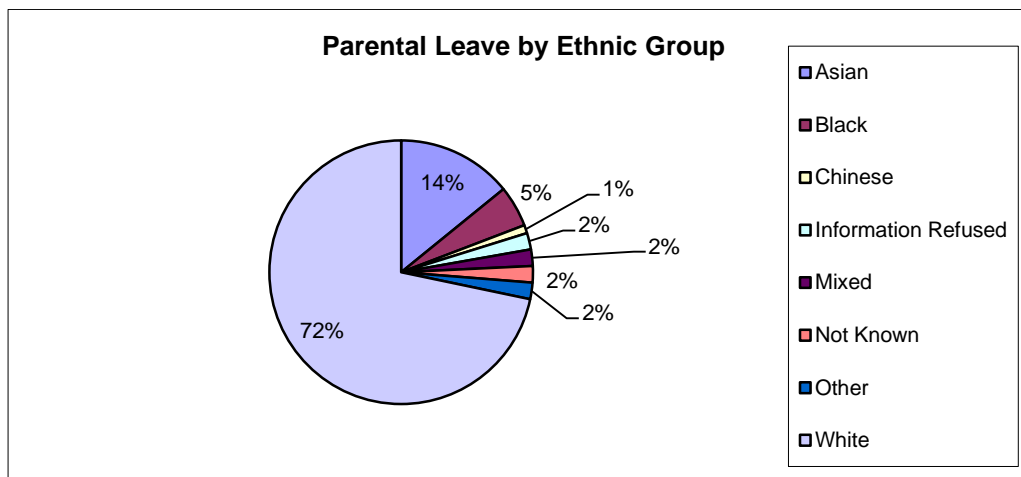
This section looks at all staff who have been on parental leave (including maternity, paternity and adoption leave) from 1st January to 31st December 2011, against the protected characteristics of gender, ethnicity and age. There were no staff with a declared disability who took parental leave in 2011. We also looked at those staff who did not return to work after taking parental leave, but the sample size was too small to produce any meaningful data in terms of protected characteristics.

### Parental leave by gender

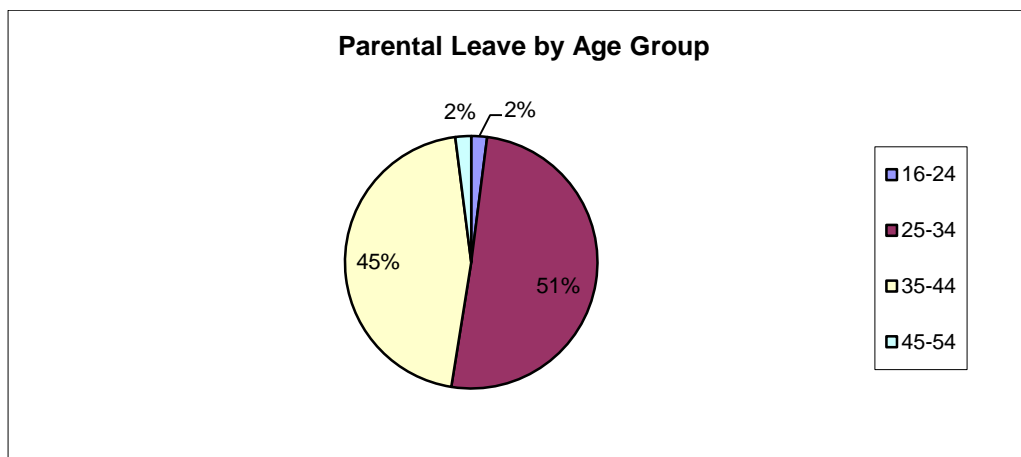


Gender	Number Taken Parental Leave
Female	83
Male	16
TOTAL	99

## Parental leave by ethnic group



Ethnic Group	Number Taken Parental Leave
Asian	14
Black	5
Chinese	1
Information Refused	2
Mixed	2
Not Known	2
Other	2
White	71
TOTAL	99



Age Group	Number Taken Parental Leave
16-24	2
25-34	50
35-44	45
45-54	2
TOTAL	99