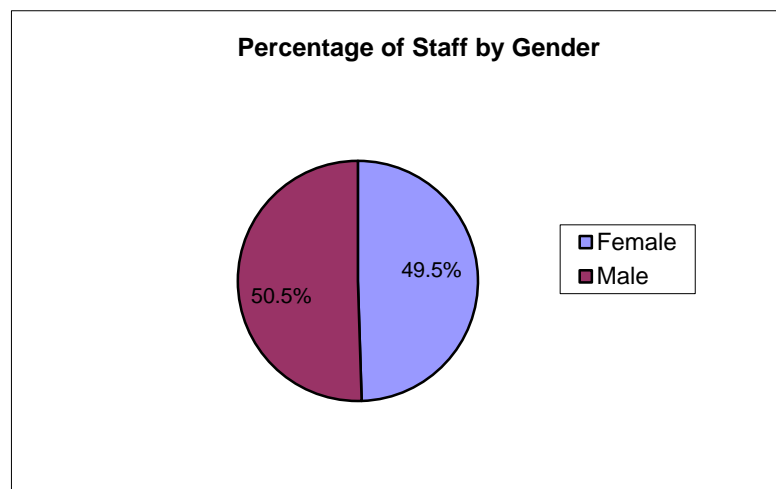


Staff Numbers

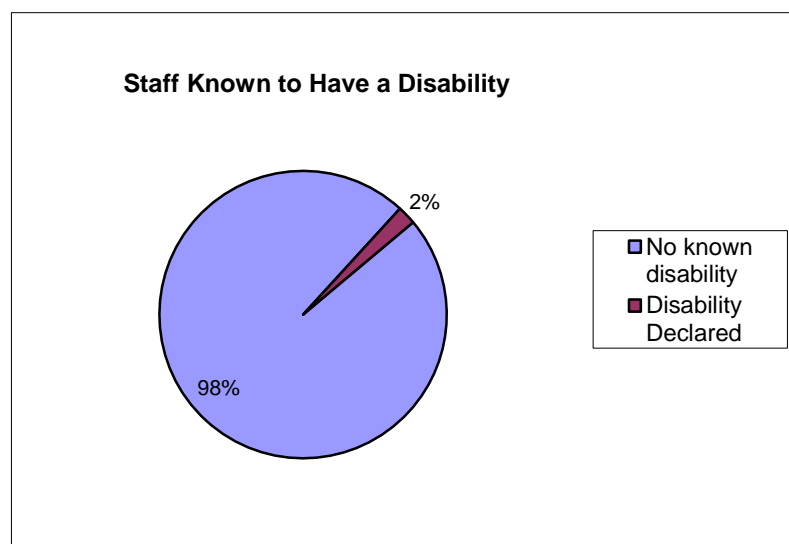
The tables below show the division of the headcount of staff across the protected characteristics gender, disability, ethnicity and age. The data is based upon a headcount of staff at the LSE as at 31st October 2011.

Staff by Gender



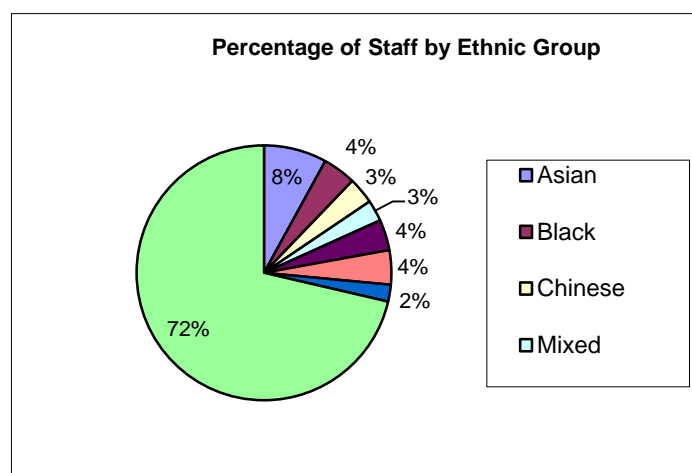
Gender	Headcount
Female	1486
Male	1517
TOTAL	3003

Staff by Disability



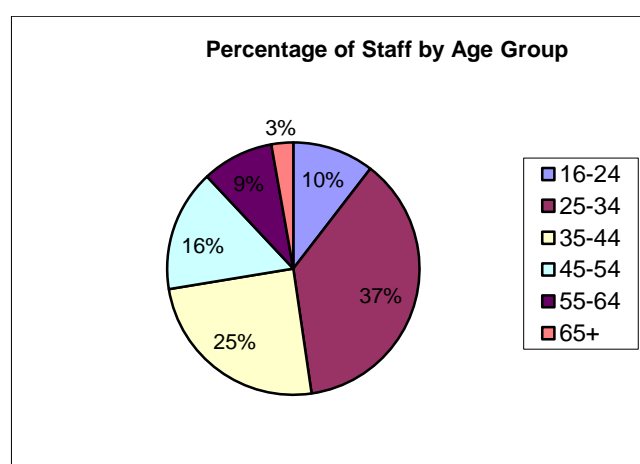
Disability Status	Headcount
No known disability	2940
Disability Declared	63
TOTAL	3003

Staff by Ethnic Group



Ethnic Group	Headcount
Asian	240
Black	126
Chinese	101
Mixed	81
Other	64
White	2144
Not Known	116
Information Refused	131
TOTAL	3003

Staff by Age Group



Age Group	Headcount
16-24	314
25-34	1118
35-44	742
45-54	469
55-64	276
65+	84
TOTAL	3003