

Centre for  
Climate Change  
Economics and Policy

An ESRC Research Centre

**Beyond carbon pricing: The role of banking  
and monetary policy in financing the transition  
to a low-carbon economy**

**Emanuele Campiglio**

**June 2014**

**Centre for Climate Change Economics and Policy  
Working Paper No. 181**

**Grantham Research Institute on Climate Change and  
the Environment**

**Working Paper No. 160**



Grantham Research Institute on  
Climate Change and  
the Environment



UNIVERSITY OF LEEDS



THE LONDON SCHOOL  
OF ECONOMICS AND  
POLITICAL SCIENCE

**The Centre for Climate Change Economics and Policy (CCCEP)** was established by the University of Leeds and the London School of Economics and Political Science in 2008 to advance public and private action on climate change through innovative, rigorous research. The Centre is funded by the UK Economic and Social Research Council. Its second phase started in 2013 and there are five integrated research themes:

1. Understanding green growth and climate-compatible development
2. Advancing climate finance and investment
3. Evaluating the performance of climate policies
4. Managing climate risks and uncertainties and strengthening climate services
5. Enabling rapid transitions in mitigation and adaptation

More information about the Centre for Climate Change Economics and Policy can be found at: <http://www.cccep.ac.uk>.

**The Grantham Research Institute on Climate Change and the Environment** was established by the London School of Economics and Political Science in 2008 to bring together international expertise on economics, finance, geography, the environment, international development and political economy to create a world-leading centre for policy-relevant research and training. The Institute is funded by the Grantham Foundation for the Protection of the Environment and the Global Green Growth Institute. It has nine research programmes:

1. Adaptation and development
2. Carbon trading and finance
3. Ecosystems, resources and the natural environment
4. Energy, technology and trade
5. Future generations and social justice
6. Growth and the economy
7. International environmental negotiations
8. Modelling and decision making
9. Private sector adaptation, risk and insurance

More information about the Grantham Research Institute on Climate Change and the Environment can be found at: <http://www.lse.ac.uk/grantham>.

This working paper is intended to stimulate discussion within the research community and among users of research, and its content may have been submitted for publication in academic journals. It has been reviewed by at least one internal referee before publication. The views expressed in this paper represent those of the author(s) and do not necessarily represent those of the host institutions or funders.

# **Beyond carbon pricing: The role of banking and monetary policy in financing the transition to a low-carbon economy\***

**Emanuele Campiglio<sup>a</sup>**

*Grantham Research Institute – London School of Economics*

## **Abstract**

It is widely acknowledged that introducing a price on carbon represents a crucial precondition for filling the current gap in low-carbon investment. However, as this paper argues, carbon pricing in itself may not be sufficient. This is due to the existence of market failures in the process of creation and allocation of credit that may lead commercial banks – the most important source of external finance for firms willing to invest – not to respond as expected to price signals. Under certain economic conditions, banks would shy away from lending to low-carbon activities even in presence of a carbon price. This possibility calls for the implementation of additional policies not based on prices. In particular, the paper discusses the potential role of monetary policies and macroprudential financial regulation: modifying the incentives and constraints that banks face when deciding their lending strategy - through, for instance, a differentiation of reserve requirements according to the destination of lending - may fruitfully expand credit creation directed towards low-carbon sectors. This seems to be especially feasible in emerging economies, where the central banking framework usually allows for a stronger public control on credit allocation and a wider range of monetary policy instruments than the sole interest rate.

**Keywords:** green investment, low-carbon finance, banking, credit, macroprudential regulation, monetary policy

**JEL classification:** E50, G20, Q56

\* I would like to thank Alex Bowen, Baran Doda, Louise Kessler, Elena Kfoury, Guonan Ma, Nicola Mastrococco, Serban Scriciu, Gemma Wearing and Dimitri Zenghelis for useful comments and data. The research leading to these results has received funding from the European Union Seventh Framework Programme FP7/2007-2013 under grant agreement n° 282846 (LIMITS). All errors are exclusively my own.

<sup>a</sup> Email: e.campiglio@lse.ac.uk.

## 1. Introduction

Transitioning to a low-carbon society will require a large amount of economic resources to be invested in ‘green’ sectors<sup>1</sup> (Ceres 2014; IEA 2012; McCollum et al. 2014; WEF 2013). Investment is, from a macroeconomic perspective, expenditure: investing consists in purchasing investment goods - e.g. wind turbines - and related services. Given the upfront costs of investments – particularly high in the case of renewable energy production - firms are typically unable to finance them through their own savings and thus necessitate access to external finance<sup>2</sup>. In other words, they need to borrow money from someone else *before* being able to invest.

External finance can originate, to a first approximation, from three main sources:

- *Bank lending*. Firms ask a banking institution for a loan; if the loan application is accepted, the agreed amount of credit is put at their disposal on a deposit account, which firms can then use to purchase the goods and services they need.
- *Market debt*. Larger firms or projects can raise finance on private capital markets by issuing debt instruments. The market for ‘green bonds’<sup>3</sup>, for instance, is experiencing a phase of strong expansion.
- *Market equity*. Private investors can also be interested in obtaining part of the project/firm ownership. In the case of companies, this can happen via the purchase of shares of publicly listed companies, or through private equity investment.

This paper will focus on the role of bank lending in financing low-carbon investment, for two main reasons. First, bank loans are the most important source of external finance for firms. Gross bank lending to British businesses in 2013, for instance, was almost three times the gross issuance of corporate bonds and more than ten times that of public equities (Bank of England 2014). Bank of England (2013) also shows how the dynamics of total net external finance has been strongly driven by changes in bank lending, both before and after the financial crisis. This is true also for the Euro Zone and the United States (ECB 2012). The relevance of bank lending as a source of external finance is especially strong for small and medium enterprises and in emerging markets (Eickmeier et al. 2013).

The second reason for which bank lending is particularly significant is that, in modern economies, banks are remarkably special entities. There is in fact a crucial but often overlooked difference between banks and non-bank private investors: while the latter operate by reallocating the existing stock of credit, commercial banks are the only economic agents – together with central banks - capable of creating *new* credit<sup>4</sup> (Disyatat 2011; McLeay et al. 2014; Ryan-Collins et al. 2011).

---

<sup>1</sup> ‘Green’ investment indicates here investment in all productive sectors that help to improve the environmental sustainability of the economic system: production of energy from renewable sources, improvement of energy efficiency in buildings and transportation, management of natural capital, waste management, water management, sustainable agriculture, and others.

<sup>2</sup> For instance, BDRG Continental (2014) estimates that in Q4 of 2013 the proportion of British firms using external finance was: 74% for firms with 50-249 employees; 65% (10-49 employees); 53% (1-9 employees); 35% (0 employees).

<sup>3</sup> Green bonds are fixed-income instruments aimed at financing low-carbon or other environmentally sustainable activities (CBI 2013; HSBC 2014).

<sup>4</sup> The terms ‘credit’, ‘broad money’, and ‘money supply’ are here interchangeably employed as synonyms, and indicate the widest monetary aggregate in the economy, the majority of which is made of bank deposits of various kinds. ‘Credit’ does not include, as sometimes happens in the literature, the much wider amount of financial assets existing in the economy.

Their ability to expand the existing money supply has critical consequences on the functioning of economic systems and the availability of bank credit often represents the single most important precondition for achieving growth (Bernardo and Campiglio 2014; Schularick and Taylor 2012). However, banks' power to create credit is only loosely regulated and substantially autonomous, as confirmed by the ineffectiveness of recent central banks attempts – both the traditional ones based on interest rates and the 'unconventional' ones centered around the expansion of central bank reserves – to reactivate it (BIS/NIESR 2013).

The modern credit creation framework is thus subject to a major market failure, as even in the presence of profitable investment opportunities, the private banking system may not be willing to provide the amount of credit the economy requires to move closer to full capacity utilization. Under certain economic conditions, of which the current historical period is a clear example, banks are more interested in adjusting their balance sheets by constraining credit and securing safe assets rather than pursuing the highest rates of return on investments (Koo 2014; Zenghelis 2012). In such circumstances, the introduction of a price on carbon – the usual response offered by the literature to the green investment challenge - may not be enough to achieve a low-carbon economy, thus requiring the implementation of additional policies targeted at the credit market.

Despite its crucial importance, very little debate exists on the role of the private banking system in financing low-carbon investment<sup>5</sup>. This paper aims at filling the gap in the literature, by bringing the green growth discussion closer to the one on monetary macroeconomic dynamics. A proper understanding of the interactions between these two bodies of knowledge – traditionally separate from one another - appears to be critical for the achievement of a sustainable economy.

In particular, the relevance and feasibility of implementing macro prudential monetary policies to expand the amount of credit flowing to low-carbon activities will be assessed. Regardless of the fact that environmental sustainability is not usually part of the mandate of central banks, the employment of quantitative monetary policies aimed at strengthening the public control on the allocation of credit - often with some specific sectors in mind - is far from unprecedented, in both emerging and high-income countries (Elliott et al. 2013). In particular, the idea of easing reserve requirements for banks lending to low-carbon activities seems to be attracting interest (Banque du Liban 2010; Rozenberg et al. 2013).

As it will be argued, this 'green' macro prudential regulation has a better chance to be effective in emerging economies, where central banks usually exhibit a higher degree of control on the dynamics of credit, thanks to the employment of a wide range of 'quantitative' monetary policy tools. On the contrary, in high-income economies the reduction of monetary instruments to the sole interest rate makes it very hard for central banks to modify private banks' lending behaviour. In these countries, policies to stimulate low-carbon credit are thus limited to the 'traditional' ones, such as loan guarantees and forms of development finance.

---

<sup>5</sup> This may be due to a variety of reasons. The most relevant is probably the absence of reliable and disclosed data: despite the recent work dedicated to tracking climate finance flows, it is still very difficult to be able to account for the amount of credit originating in private banks (CPI 2013). There may be a slight lack of interest in the topic by the current research - done by and for non-bank private investors - and the widespread perception that very little could be done anyway to expand bank lending. Finally, the absence of discussion is also probably due to a generally poor understanding of the process of credit creation by private banks.

The structure of the paper is as follows: Section 2 presents estimates of the green investment gap and discusses the main obstacles to filling it. Section 3 explains the process of credit creation and allocation by commercial banks. Section 4 introduces the concept of credit market failure and argues for the implementation of environmental policies not based on carbon pricing. Section 5 examines the recent regulators' attempts to limit this autonomy through financial regulation and their effects on green investment. Section 6 reviews macro prudential policy proposals aimed at increasing credit flows to low-carbon investment. Section 7 focuses on the idea of green differentiated reserve requirement ratios, discussing the conditions under which the policy is likely to be effective. Section 8 analyses the potential role of development banking. Finally, section 9 concludes and discusses the role of economic theory.

## **2. Filling the green investment gap**

The transition to a sustainable economic system will require economic resources to flow to low-carbon productive sectors. Although the transition to a green economy is inherently systemic and would have to involve the entire economy, three key sectors exist: 1. production of energy from clean and renewable sources (for instance, solar panels and wind turbines); 2. improvement of energy efficiency (in buildings and transport especially); 3. conservation and smart use of natural capital (sustainable agriculture, fishing, water, waste and other sectors).

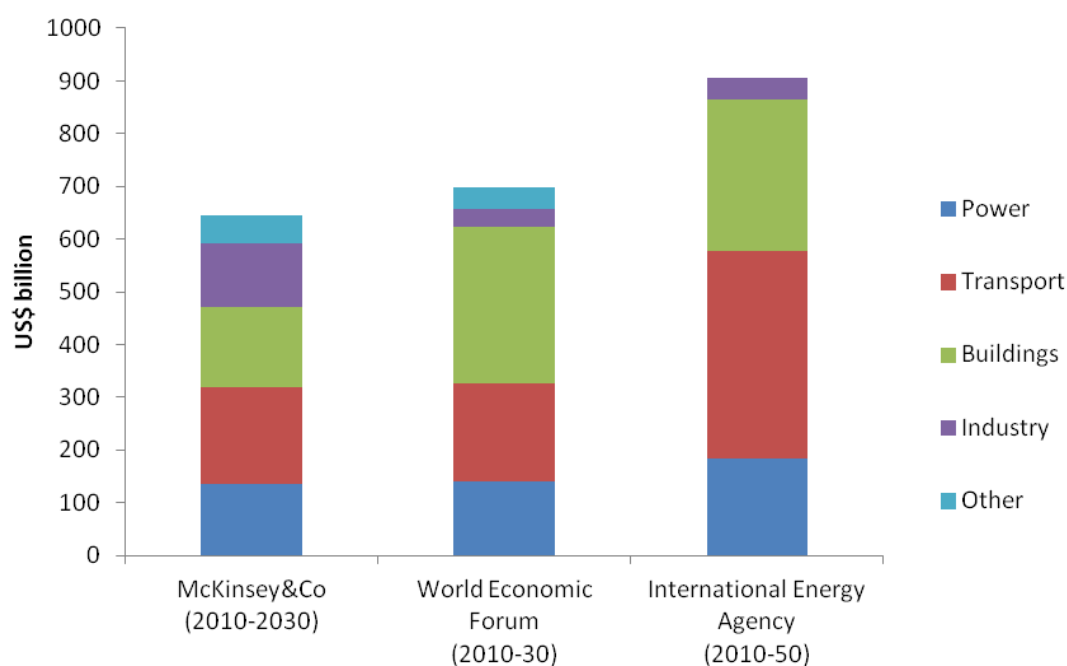
Investment in green sectors has been growing at a fast pace in recent years. In particular, investment in new renewable energy production capacity – for which more and better data is available – has reached approximately US\$244 billion in 2012, an amount five times larger than in 2004<sup>6</sup> (FS-UNEP and BNEF 2013). The expansion has been particularly robust in developing regions, with China currently the main investor in renewable energy at around US\$67 billion. The scale of investment is confirmed by CPI (2013), which, with a tracking method based on a wider class of investment rather than just energy supply, estimates global 'climate finance' in 2012 to be around US\$359 billion. However, investment in clean energy is currently declining. 2012 and 2013 recorded an annual drop of 11% and 10% respectively (BNEF 2014). This has been due to a variety of factors, among which the cutback of feed-in tariffs and other similar policies have played a particularly important role, highlighting how these forms of energy production are still very dependent on public support.

Despite the upward trend of the last decade, a large gap still exists between the current amount of green investment and what would be required to decarbonise the economy and respect the 2°C threshold in temperature increase, agreed as an objective at the 2009 Copenhagen Conference (UNFCCC 2009). Figure 1 shows some recent estimates of this 'green investment gap'. The size of additional – that is, *on top* of current and projected values - investment in low-carbon activities to carry out each year over the next few decades ranges from \$650 to \$900 billion. This scale is confirmed by McCollum et al. (2014), which use a number of Integrated Assessment Models to find that climate policies consistent with the 2°C target would entail additional investment in both energy, supply and demand of about \$800 billion.

---

<sup>6</sup> Data reported in FS-UNEP and BNEF (2013) cover investments in: solar, wind, biomass & waste, small hydro, biofuels, geothermal and marine. Large hydro (>50 MW) is excluded.

Figure 1 The green investment gap: required additional annual investment in low-carbon sectors<sup>7</sup>



UNEP (2011) calculates that the yearly additional investment required to deliver a green economy – a wider objective than decarbonising the economic system - would be on average around 2% of the global GDP over the 2010-50 period (\$1 to \$2.6 trillion).

The green investment gap thus appears to be very wide, and no certainty exists regarding the means in which to fill it. Two main factors are currently preventing economic resources to flow in larger amounts to low-carbon sectors.

The first factor is the depressed macroeconomic environment. Since the 2007 financial crisis, the global economic system – and high-income countries in particular – has been suffering a period of sluggish economic activity that has led to recession and high unemployment<sup>8</sup>. Low investment levels in advanced economies are a direct consequence of the endemic lack of confidence that is afflicting economic agents. Both households and non-financial firms are currently experiencing a robust process of deleveraging: rather than spending, agents prefer to postpone investment and save their income in order to repay the previously accumulated debt, or to protect themselves from possible future downturns<sup>9</sup> (Koo 2014; Zenghelis 2012).

<sup>7</sup> Data sources: IEA (2012), McKinsey (2010), WEF (2013). Data from McKinsey (2010) have been transformed from Euros to US\$ using an exchange rate equal to 1.4 US\$ per Euro.

<sup>8</sup> Aggregate investment has plummeted in the United States, the European Union, Japan and other advanced economies as an immediate consequence of the crisis, passing from an average of 21.7% of GDP in 2007 to 17.8% in 2009 (IMF 2013). It has slightly recovered since then, but is still far from the pre-crisis level. On the contrary, the average investment share in emerging markets has passed from 29.4% in 2007 to 31.5% in 2012. China's investment share now reaches nearly 47% of its GDP, against the 16.2% displayed by the United States.

<sup>9</sup> The situation in which all economic agents simultaneously attempt to save is usually referred to as the "paradox of thrift" (Keynes 1936): what is wise in a microeconomic perspective - a household or a firm trying to reduce its over-indebtedness by reducing spending and increasing savings - can have dreadful consequences from a macroeconomic point of view. The lack of private demand in a moment

The second factor limiting green investments is their unattractive risk/return profile. In particular, the risks – either real or perceived – associated with them have always been large<sup>10</sup>. The relative immaturity of the industry increases the perception of risks related to technology evolution and market development. Most importantly, green investments are perceived as being still strongly dependent on public support, which unfortunately has not been as transparent and predictable as it would have to be. Many governments are currently backing off from providing support to the sector because of the stress posed by the economic crisis. In some cases, this has gone so far as to introduce retroactive adjustments – as in the recent Spanish case - producing strong credibility issues for years to come (FS-UNEP and BNEF 2013).

In light of these risks, returns on green investments should be very high in order to attract investors. However, there is no empirical evidence this is the case (EDHEC-Risk Institute 2010). Ceres (2014) points out how green investment performance depends on the specific type of asset class considered. The returns of direct infrastructure investment, for instance, seem to be roughly meeting investors' targets. Fixed-income instruments linked to low-carbon investment ('green bonds') in general offer coupons in line with similar non-green instruments. However, public equities have significantly underperformed during the last few years compared to the rest of the market, and private equity investments have also often failed to fulfil investors' expectations. In general, therefore, financial returns on green investment do not seem to be currently able to compensate for the higher-than-average perceived risks.

Additional features of low-carbon investments contribute to make them unattractive to investors. For instance, they are usually carried out over a long-term time horizon, which is unappealing to investors interested in short-term investment. Some of them – especially direct infrastructure investments – are very illiquid, and it proves very difficult for investors to sell their share before the project's conclusion. They also typically involve very high initial capital costs. Nelson and Shrimali (2014) estimate that upfront capital costs represent 84-93% of total project costs for wind, solar, and hydro energy (compared to 66-69% for coal and 24-37% for gas). As a consequence, many low-carbon investments tend to be subject to relatively high financing costs.

### **3. Access to finance and credit creation**

The two conditions discussed in the previous section – the depressed macroeconomic environment and the unattractive risk/return profile of low-carbon activities – represent major obstacles to the achievement of the single most important precondition to carry out investment: the availability of financial resources. Investment is, from a macroeconomic perspective, expenditure<sup>11</sup>, and, in order to be able to spend, economic agents require financial resources (i.e. 'money', or 'credit'). Without credit, firms may not be capable of investing, even if they are willing to.

In modern economic systems credit can flow to productive activities in two ways. First of all, credit can be transferred from the agents that happen to hold it (financers) to those interested in using it (entrepreneurs). In the case of low-carbon investment, there is currently a large discussion regarding

---

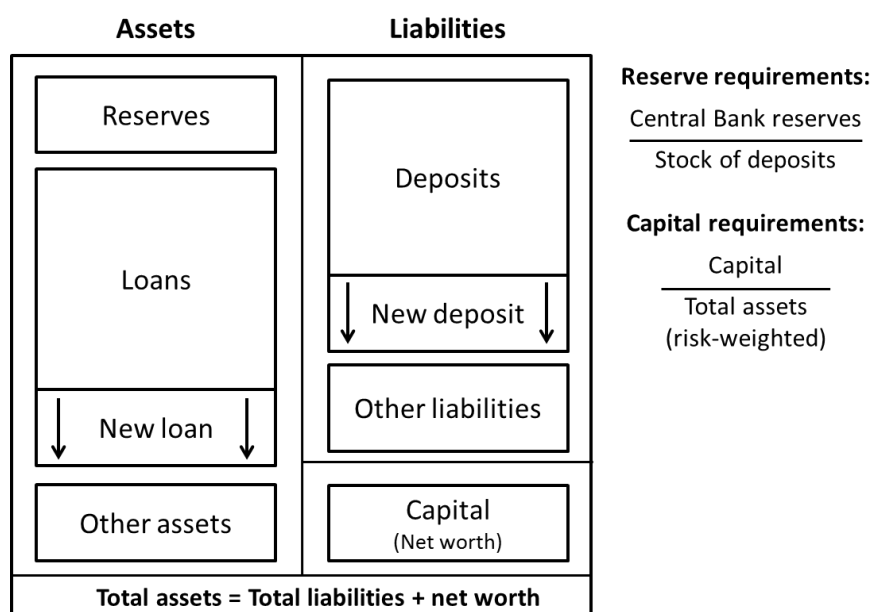
of crisis further worsens the situation by forcing firms out of the market and workers into unemployment.

<sup>10</sup> See Frisari et al. (2013) for a mapping of risks affecting clean energy investments.

<sup>11</sup> Private investment, in other words, is part of GDP when computed using the 'expenditure approach', together with private consumption, public consumption and net exports.



Figure 2 The process of credit creation by private banks



the potential role of institutional investors<sup>12</sup> in providing green finance (Della Croce et al. 2011). The amount of financial assets currently managed by institutional investors in the OECD countries, which Nelson and Pierpont (2013) estimate at around \$76 trillion, could easily provide the required finance for the transition to a green economy. Some institutional investors are currently investing in green activities for ‘ethical’ reasons (GIIN 2013). However, CPI (2013) estimates that institutional investors are currently providing as little as 0.11% of total climate finance. In order for the low-carbon sectors to obtain a critical mass of finance, it is crucial to also attract the majority of investors who are *not* moved by ethical reasons, but just by the desire for economic return.

The second way to make credit flow to low-carbon sectors is to create it *ex nihilo*. In modern economic systems credit creation is a prerogative of the private banking system (McLeay et al. 2014; Ryan-Collins et al. 2011). To illustrate this concept, Figure 2 shows a simplified representation of the typical bank balance sheet. There are two main items on the asset side. The first is the stock of central bank reserves. Reserves are deposits that private banks hold at the central bank – in a similar way to households and firms holding deposits at private banks - and they are employed to settle interbank transactions. The second item on the asset side is the stock of loans granted. Loans represent a debt that clients have towards the bank, thus appearing on the asset side of the bank’s balance sheet and on the liability side of clients’ balance sheets. The main variable on the liability side is represented by the stock of clients’ deposits – that is, claims that clients have towards the bank. Finally, banks’ capital – also called ‘equity’ or ‘net worth’ - is defined as the difference between assets and liabilities, and represents the value of assets that would remain if all liabilities were extinguished. Assuming that the bank is solvent, its net worth appears on the liability side, so that the two sides of the balance sheet match each other.

Credit creation takes place with the act of lending: when banks decide to grant a loan to a client they do so by expanding their own balance sheet and the one of the client

<sup>12</sup> Institutional investors are pension funds, insurance companies, mutual funds and other non-bank organizations managing large amounts of money on behalf of their clients.

by the same amount. Banks do not have to wait for a deposit to come in in order to lend the money but they create the new deposit themselves, just by typing it into the account of the customer who received the loan (McLeay et al. 2014). This operation broadens the stock of money supply – or ‘broad money’ - existing in the economy. The deposit that the bank has put at the disposal of its clients will then be employed to purchase whatever goods and services are desired, thus introducing the money in circulation into the wider economic system.

This discussion is relevant for green investment because not enough credit, whether reallocated by non-bank investors or newly created by banks, seems to be flowing to low-carbon sectors. Investors and private banks respond to incentives very similar to those that drive the behaviour of firms. The relatively higher degree of risk associated with low-carbon sectors represents a major disincentive to channel resources to them. Additionally, global markets are currently characterised by the widespread desire for liquid, short-term assets, which is at odds with the illiquid, long-term features of typical green investments (Spencer and Stevenson 2013).

#### **4. Carbon pricing and beyond: the relevance of credit market failures**

The first and foremost policy usually indicated as the solution to the low-carbon investment challenge is the introduction of a price on carbon<sup>13</sup> (Nordhaus 2013; Weitzman 2014). This should be able to correct the market failure related to the exclusion of environmental goods from the market pricing system, which makes it unattractive for the private sector to invest in green sectors. A comprehensive price system, capable of internalizing environmental externalities in economic decisions, should put households, firms and financial institutions in the position of *wanting* to participate to low-carbon sectors<sup>14</sup>.

There is by now an extensive literature on carbon pricing, which is by all means a precondition for the achievement of a green economy. However, this paper argues, pricing carbon may not be sufficient to steer the required amount of economic resources to green investment. This is due to the existence of an *additional* market failure, related to the process of creation and allocation of credit, which may lead banks and other investors not to react as expected to price signals. This ‘credit market failure’ lies in the contrast between the legitimate pursuit of private interests by commercial banks and the repercussions of their actions on the dynamics of the money supply, which affects the entire economic system. Private banks, being substantially autonomous in their lending decisions, may decide to provide an amount of credit that is sub-optimal from a social perspective, or allocated in a sub-optimal manner – for instance, too much credit may be flowing to highly polluting industries. The current historic period happens to provide a rather clear example of this situation. The deleveraging process discussed in section 2 with respect to households and firms

---

<sup>13</sup> The carbon price is usually defined as the price to be paid for the emission of 1 tonne of CO<sub>2</sub> into the atmosphere.

<sup>14</sup> Two main ways exist to implement a carbon price. The first is to fix the price by introducing a tax on the carbon content of goods and services – a ‘carbon tax’ (OECD 2013). More generally, the whole fiscal system should be coordinated in order to deliver a wide reform of the tax system capable of orienting the fiscal incentives structure of economic agents towards low-carbon investment and spending (Green Fiscal Commission 2009; OECD 2010). This includes not only implementing carbon taxes, but also phasing out subsidies to fossil fuels and introducing feed-in tariffs in support of renewable energy. The second way to introduce a carbon price is to create a cap-and-trade system of emissions allowances (World Bank and Ecofys 2013). In this case, the quantity of emissions is fixed and the market freely determines the price.

is affecting the banking system as well. This means that the supply of credit has been strongly constrained (BIS/NIESR 2013; Feyen and Gonzalez del Mazo 2013) as private banks are trying to achieve lighter balance sheets. Credit rationing, together with the weak demand for credit from the private sector, has led to substantially flat credit growth in recent years (BIS 2013b), which in turn had disastrous consequences for the wider economic system and is still posing a significant obstacle to investment and economic recovery.

The autonomy of the private banking system in determining credit dynamics can be appreciated by looking at the ineffectiveness of the policies put in place by major central banks in the attempt to revive credit creation. At first, they employed their 'traditional' monetary policies based on the manipulation of the price of central bank reserves – the reference interest rates - lowering them to unprecedented low levels, very close to zero (BIS 2013b). However, these price-based policies have been almost completely ineffective in reactivating lending and growth. Central banks then resorted to 'unconventional' monetary policies, focused on quantities rather than prices. These have taken the form of a 'Quantitative Easing' (QE), an expansion of central banks' balance sheets through the creation of new reserves at the disposal of the private banking system – achieved through the simultaneous purchase of financial assets, typically government bonds, from the secondary market - in the hope that it would resume its lending to businesses<sup>15,16</sup> (Fawley and Neely 2013).

The effect of the QE measures have been ambiguous (Bridges and Thomas 2012; Ryan-Collins et al. 2013). Figure 3 compares the recent dynamics of narrow and broad money for the Euro Zone, the United States and the United Kingdom. The effect of QE on the monetary base is evident, especially for the US and the UK: the amounts of central bank reserves rose steeply as a result of the Fed and Bank of England interventions on the markets. However, the dynamics of broad money in these countries remained substantially flat, indicating that the banking system did not respond as hoped to regulators' policies and is, to the contrary of what textbook economic knowledge would imply, ultimately autonomous in its lending decisions<sup>17</sup>.

Banks are currently focusing on reducing their balance sheets and shifting away from risky activities rather than making credit available to the productive economy, and there is very little that central banks can do about it using their traditional policy toolbox. This also has to do with the dynamics of

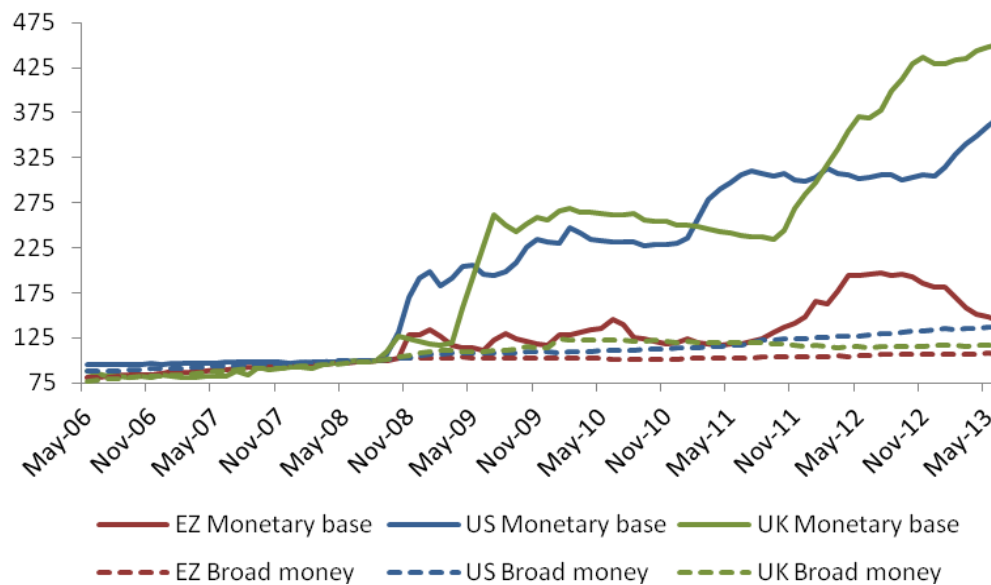
---

<sup>15</sup> Quantitative Easing measures were also aimed at achieving other objectives rather than just stimulate credit creation. For instance, the purchase of sovereign bonds has effectively helped in calming the markets, especially in the case of the Euro Zone. This is testified by the very low interest rates on sovereign debt titles in the US, the UK, Germany, and by the decrease of interest rates for other economies after the 2011 spikes. In the case of US, additional benefit was given by the fact that corporate mortgage-backed assets were also purchased by the Fed, thus getting rid of a vast amount of 'toxic titles'.

<sup>16</sup> This has been done following a theoretical framework based on the 'money multiplier' concept, according to which central banks are capable of controlling the dynamics of the broad money supply by adjusting the amount of the monetary base (Mishkin 2011).

<sup>17</sup> This notion is usually referred to as the 'endogenous money theory', which argues that private banks decide how much credit to create - that is, how many loans to grant - independently of how many reserves they have. Only afterwards they ask for reserves to the central bank which, unless it wants to cause a credit crunch and a financial crisis, will satisfy any demand for reserves coming from the private banking system. The causation process is thus completely reversed with respect to the money multiplier theory. See Lavoie (2003), Benes and Kumhof (2012), Disyatat (2011), Kydland and Prescott (1990).

Figure 3 Monetary base and broad money in the Euro Zone (EZ), United States (US) and United Kingdom (UK). August 2008 = 100.<sup>18</sup>



business and credit cycles: during phases of economic expansion, banks are willing to create more credit for the rest of the economy, even at a high degree of risk, because they are confident that loans are going to be repaid or that they will recoup with the underlying asset; during downturns, on the contrary, banks prefer not to lend even in the presence of potential profitable investments.

Two factors concur in generating this result. First of all, the dire economic situation contributes to deteriorate the risk/return profile of the majority of investments by increasing potential risks. Second, during slumps the perception of risk tends to be even higher than what would be ‘rational’. That is, economic agents – in the financial markets most of all – exhibit irrational conducts and herd behaviour (Shiller 2000), resulting in an overestimation of investment risks and a high demand for ultra-secure assets (e.g. US bonds). Under such circumstances a carbon price – although certainly beneficial in increasing returns of green investment – may not be sufficient to stimulate credit creation in favour of low-carbon activities. The implementation of additional policies beyond carbon pricing, specifically targeted to the correction of the market failures existing in the credit market, is therefore required.

There are further motives to invoke ‘green’ financial and monetary policies. Proposals of carbon taxes or carbon markets are likely to encounter strong political and social resistance on the grounds that they will harm business and increase energy bills<sup>19</sup>. Even if these policies are introduced, they may not last for long, as the recent events in Australia clearly show<sup>20</sup>, or incur in major execution problems as it happened to

<sup>18</sup> Monetary base is defined as: cash and reserves (UK); monetary base (US); base money (EZ). Broad money is defined as: M4 (UK); M2 (US); M3 (EZ). Sources: European Central Bank for the Euro Zone; Federal Reserve Economic Data (FRED) for the US; Bank of England for the UK.

<sup>19</sup> See for instance the large media campaigns run in the United States by organizations as Americans for Prosperity and American Energy Alliance.

<sup>20</sup> Australia introduced a carbon tax in July 2012. However, a new Prime Minister was elected in September 2013 on the basis of an electoral campaign strongly centred on repealing the tax. The repeal is now planned for July 2014 (see Financial Times, ‘Australia sets deadline to axe carbon tax’, February 5<sup>th</sup> 2014).

European Union Emissions Trading Scheme<sup>21</sup> (EU ETS). The uncertainty regarding the long-term policy commitment – which has been amplified by the recent reversal of public policies supporting renewable energy – is a major obstacle for green investment, as even in the presence of the ‘right’ prices firms may decide to wait to internalize them because they don’t believe they will last.

For all the reasons above, hedging the risk of non-implementation by creating a portfolio of policies with the same objective – that is, increase low-carbon investment - would represent the most prudent course of action. Certainly, policies come at a cost: each policy must be designed, implemented, enforced, monitored and evaluated. However, putting all hopes on a single policy - carbon pricing – could result in massive costs in the unfortunate event that a carbon price is never implemented, or insufficiently so, and no back-up plan has been put in place.

### **5. Macroprudential regulation and its repercussions on low-carbon investment**

Banking regulators have been recently trying to correct the credit market failure by reducing the autonomy of private banks in creating credit. This attempt has been motivated by the desire of avoiding a repetition of the 2007 financial crisis, which was triggered by an uncontrolled growth of bank credit. The set of policies under discussion have taken the name of ‘macro prudential regulation’, which denotes all the instruments put in place to improve the stability and resilience of the financial system (Galati and Moessner 2011).

The main effort in this direction has been the ‘Basel III’ Accord, which introduces stricter standards for banks on both the liquidity of their assets and the robustness of their capital (BIS 2013b, 2013a). In a nutshell, liquidity rules require banks to satisfy two conditions: 1. hold enough liquid assets – that is vault cash, central bank reserves and other highly liquid assets as sovereign bonds – to face a prolonged funding stress scenario (LCR – Liquidity Coverage Ratio); 2. match long-term assets – that is, with maturity over a year - with similarly long-term liabilities (NSFR – Net Stable Funding Ratio). The regulation regarding capital on the other hand introduces a range of ratios to be respected between the banks own capital and the stock of assets, which in some cases are adjusted according to their degree of risk (see Figure 2). The objective in this case is to prevent excessive leverage by the banking system, as their ability to create credit, if uncontrolled, can pose systemic risks to the functioning of economies. The new Basel III regulation is thought to be negatively affecting the already problematic access to finance of low-carbon sectors (Liebreich and McCrone 2013; Spencer and Stevenson 2013). For instance, imposing liquidity requirements would most likely produce a reallocation of investments towards liquid shorter-term assets, while low-carbon initiatives typically require long-term credit. In general, banks would tend to shy away from whatever they consider to be too risky, preferring to invest in very liquid standardized assets such as sovereign bonds rather than in projects characterized by a range of technological, financial and policy uncertainties as the low-carbon ones.

The new rules concerning capital would also be likely to have a negative impact on green activities, as they would tend to reduce bank lending across all productive sectors, including the low-carbon ones. There are in fact only two strategies available to banks for which the capital requirement ratio is not respected: the first one is to

---

<sup>21</sup> The EU ETS has been afflicted by a range of implementation problems, the most relevant of which currently is the very low price of allowances. A proposal to strengthen the scheme has been rejected by the European Parliament in April 2013 (see The Economist, ‘ETS, RIP?’, April 20<sup>th</sup> 2013).

increase their capital by issuing new shares or retaining profits; the second is to reduce the expansion of their balance sheet by constraining new credit creation or by selling their assets. For those capital ratios where assets are weighted according to their risk, banks can also improve their situation by reallocating their portfolios towards less risky assets, as they are already currently doing. None of these eventualities are likely to be beneficial for low-carbon sectors.

However, it is unclear to what extent this flight to liquid low-risk short-term assets is taking place because of financial regulation, or just as a market-driven reaction of the banking system to the current economic situation. As a matter of fact, banks seem to be finding no particular problem in respecting the new rules (Cohen 2013). But even if Basel III was not currently acting as a constraint on banking behaviour, it could do so in the future, once the deleveraging process terminates and private agents start to borrow and spend again.

Hence the crucial question becomes: *can* banking requirements act as a constraint on credit creation, either now or when the economy will be in the next expansion period? This is important because if requirements are indeed able to act as a constraint, then easing the constraints for specific destinations of lending – say, low-carbon productive activities - would in theory give the banking system an incentive to create a proportionally larger amount of credit for the chosen sectors.

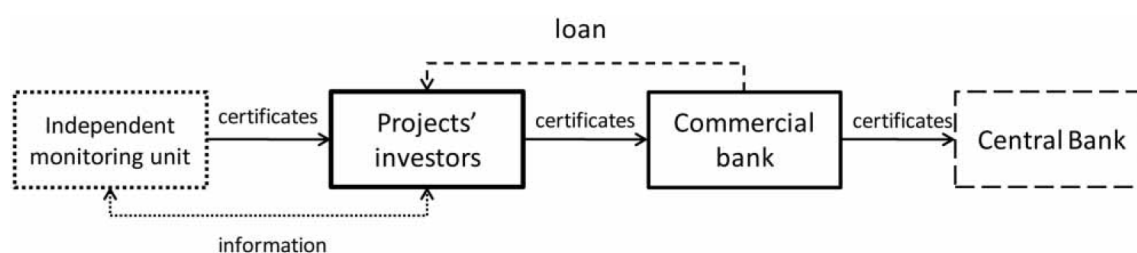
## **6. Green macroprudential regulation**

The idea of easing public requirements for banks' lending to low-carbon activities seems to have attracted some interest. Rozenberg et al (2013), for instance, argue for the introduction of differentiated reserve ratio requirements directed in favour of green sectors. Reserve ratio requirements relate the amount of reserves that banks possess - either in the form of cash kept in their vaults or as deposits held at the central bank – to the stock of their clients' deposits (see Figure 2). The reserve ratio is thus a form of liquidity requirement and gives an indication of how resilient a bank would be to an unexpected withdrawal of funds from its clients' deposits.

Differentiating reserve requirements mean to impose different reserve requirements to different banks, depending on the destination sector of lending. In the case of *green* differentiated reserve requirements, the reserve ratio that banks have to satisfy would be lower than average for loans directed towards low-carbon sectors. Given that banks obtain their profits from lending, and that a lower reserve ratio expands the potential amount of credit that a bank can create, this policy should give an incentive to banks to direct a larger amount of lending towards green investment.

In Rozenberg et al. (2013), the mechanism would work as follows (Figure 4). A firm is interested in investing in low-carbon activities - for instance, producing energy from wind. It presents the details of the project to an independent monitoring unit - e.g. an agency of the Ministry of Environment - that calculates the amount of polluting emissions that will be cut thanks to the project, and issues a corresponding amount of certificates. The firm then applies for a loan and, if the loan application is accepted, it hands the certificates to the bank. Finally, the bank can then use the certificates at the central bank as part of its reserve requirement.

Figure 4 Green differentiated reserve requirements in Rozenberg et al. (2013)



A similar scheme called ‘National Energy Efficiency and Renewable Energy Action’ (NEEREA) has been recently implemented in Lebanon (Banque du Liban 2010; PWMSP 2011). The scheme aims at providing cheap credit to the private sector for projects related to renewable energy production and energy efficiency in buildings. If the commercial bank decides to accept the loan request, the firm presents a technical study of the project, which is assessed by the Lebanese Center for Energy Conservation (LCEC), an agency affiliated to the Lebanese Ministry of Energy and Water. If the project is approved, the Lebanese Central Bank – Banque du Liban (BDL) - provides its support by reducing the bank’s obligatory reserve requirements by an amount equal to 100-150% of the loan.

An analogous proposal involves setting differentiated *capital* requirements; that is, imposing different capital adequacy ratios according to the characteristics of the banking institute and the type of lending they provide. Capital requirements are likely to be more effective than liquidity ones in constraining bank lending, as even creating new central bank reserves would not change the capital ratio, or at least not in the way banks desire<sup>22</sup>. Therefore, implementing a regulatory framework where banks that lend to low-carbon (or other socially useful) sectors are required to respect looser requirements could fruitfully manage to direct larger flows of new credit creation towards them. A similar proposal involves calibrating the computation of Basel III risk-weighted capital ratios in a way that low-carbon activities would exert a lower pressure than alternative investments. Even in the case of differentiated capital requirements though, the strong commitment by the central banking authorities is a crucial prerequisite for the tools to be effective.

An alternative strategy is the one employed by the Chinese Central Bank – People’s Bank of China (PBC). The PBC exerts a sort of soft pressure - called “window guidance” - on the banking system, for instance by holding monthly meetings with commercial banks to make sure that the allocation of credit across sectors follows the Central Banks strategic plans. The Chinese window guidance framework has focused extensively on low-carbon sectors, which are considered one of the most important priorities for the country’s development (Zadek and Chenghui 2014). PBC (2013), for instance, states that “financial institutions were guided to intensify support (..) to sectors crucial for economic and social development such as (..) energy conservation and emissions reduction» and that «credit support to industries with high energy consumption and high emissions and industries with an overcapacity needs to be

<sup>22</sup> In the case of central bank reserves being created simultaneously to a purchase of sovereign bonds from the banking system, there would be no expansion of the banking balance sheet, but just a change in the composition of its assets. In the case of bonds being purchased from other holders – say, institutional investors – then both the asset side (new reserves) and the liabilities side (new deposits of institutional investors) would expand by the same amount, thus deteriorating the capital ratio.

controlled.”. The China Banking Regulatory Commission (CBRC) also published a document presenting the ‘Green Credit Guidelines’, in which it is stated that ”banking institutions shall promote green credit from a strategic height, increase the support to green, low-carbon and recycling economy, fend off environmental and social risks, and improve their own environmental and social performance.” (CBRC 2012).

## **7. Would green reserve requirements work?**

Among all the policies and policy proposals presented in the previous section, green differentiated reserve requirements seem to be the policy most seriously considered. But would such a policy actually work? The answer depends on where the policy would be implemented. In many high-income countries, reserve ratios are in fact not likely to be effective as a constraint on bank lending behaviour, for at least two reasons. First, availability of reserves is currently far from being a problem for banks since central banks have inundated the interbank market with new liquidity through the Quantitative Easing policies presented in section 4. Additionally, and most importantly, in most modern banking systems, central bank reserves are not capable of acting as a constraint, even in non-extraordinary circumstances. This is due to the fact that in modern economies money does not have to be backed by any other asset. Central banks can potentially create reserves *ad libitum*, according to their objectives, simply by adding a new entry in their ledger accounts (Gray 2011). Thus, reserves can become a constraint on banks behaviour only if the central bank – or more precisely, the monetary policy framework that the central bank has put in place – allows and wants them to act as such.

During the past decades, however, central banks in advanced economies have preferred to use as their main monetary policy instrument, the *price* of reserves – that is, the reference interest rate - rather than their quantity. The manipulation of the reference interest rate helps the central bank to have a better control on the interbank lending rate, which is the interest rate at which banks lend to one another. The two policies – a stable interbank interest rate and the use of reserves as a constraint – are incompatible with one other: if a central bank’s desire is to keep the price of money in the interbank market around a certain range – as the European Central Bank, the Fed, the Bank of England, the Bank of Japan and many others do - then they *have* to satisfy any demand of reserves coming from the banking market. Denying new reserves to banks in moments of liquidity stress would automatically put pressure on the price of reserves on the interbank market, putting the interest rate out of the control of the central bank. Therefore in advanced economies, reserve requirements can’t act as a constraint because central banks guarantee to satisfy any demand of reserves at the price they fix - the reference interest rate.

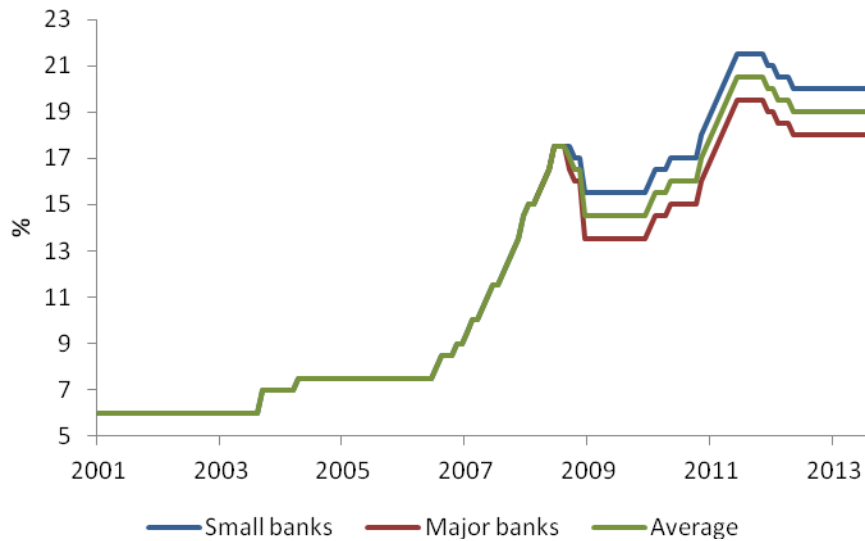
Not all countries, however, adopt the same monetary policy framework. For instance, the People's Bank of China is strongly involved in the management of credit allocation and employs a wider range of monetary policy tools other than the interest rate, including reserve requirements and other quantitative instruments (Ma et al. 2013; Porter and Xu 2009; Turner et al. 2012). The PBC is able to make reserves act as a constraint by accepting a higher volatility of the interbank market interest rate: in periods of liquidity shortage, instead of depending on the unlimited reserves creation by the central bank as in advanced economies, banks will borrow from the interbank market affecting the rate they apply to each other<sup>23</sup>.

---

<sup>23</sup> However, the freedom of the central bank to let the interbank rate fluctuate is not limitless, as the recent ‘cash crunch’ illustrates. In June 2013, a range of circumstances created pressure on the Chinese



**Figure 5 Reserve ratio requirements in China, 2001-2013 (Source: Ma et al. 2013; Bloomberg)**



**Figure 5** and **Figure 6** show how both China and a number of other emerging economies have used reserve requirements as a monetary policy tool in recent years<sup>24</sup> (Ma et al. 2013). This contrasts with advanced economies central banking practices, in which reserve requirements – made ineffective by the focus on the interest rate as sole monetary instrument – have been gradually reduced to very low levels, and in some cases abolished<sup>25</sup>. Emerging economies also provide a wide range of other examples of macro prudential quantitative policies aimed at mitigating systemic risk, giving central banks the capability of orientating credit creation towards the sectors considered as strategic for country development.<sup>26</sup> A non-exhaustive list of policy tools include liquidity and capital requirements, caps on the loan-to-value ratio, caps on debt-to-income ratio, ceilings on credit growth, restrictions on profit distribution, and many others (Lim et al. 2011).

---

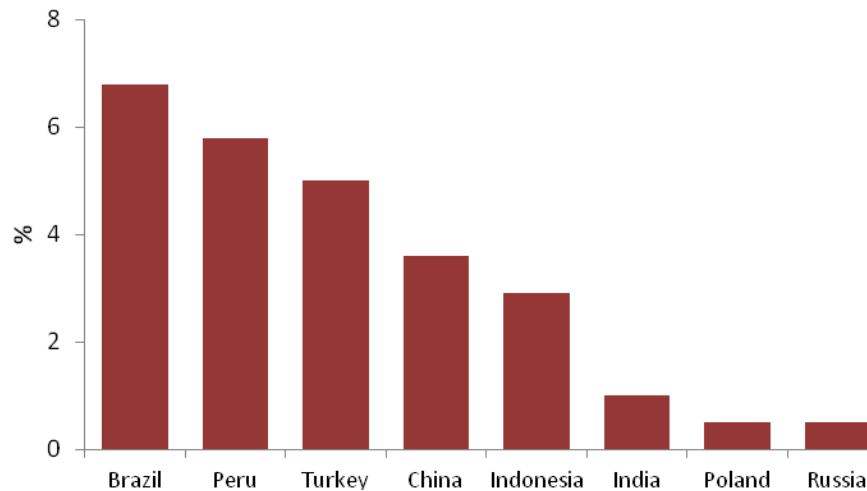
interbank liquidity, causing the interbank interest rates to increase. The PBC initially decided not to intervene, refusing the injection of reserves that some banks needed to respect their reserve requirements. This behaviour was also apparently motivated by the desire to send a signal to domestic financial institutions, considered to have created an excessive and undesired amount of loans (hence the need for reserves). However, the dangerous spike in the interbank market interest rates, with the repo rate reaching 30%, eventually forced the PBC to provide the additional liquidity requested. A similar episode took place in December 2013. See *The Economist*, 'What caused China's cash crunch?', July 4th 2013.

<sup>24</sup> In some emerging economies, including China, the increase in reserve requirements has been mainly aimed at limiting the macroeconomic consequences of their foreign exchange stabilization policies: to avoid an undesired appreciation of their currency as a result of their strong trade balances, many central banks have started purchasing foreign currency at a fixed rate, so as to prevent their households and firms from exchanging it in the market and causing an appreciation of the domestic currency. The purchase of foreign exchange by central banks is financed by the creation of new reserves. In order to limit the amount of liquidity created, central banks then increase the required reserve ratios so to freeze the excess liquidity. See Duncan (2012).

<sup>25</sup> Australia, New Zealand and United Kingdom are among the countries where no reserve ratio is applied (Gray 2011).

<sup>26</sup> Credit control is particularly frequent in Eastern Asia - China, Thailand, Singapore, Korea, Malaysia - and Eastern Europe - Bulgaria, Romania, Russia, Serbia (Lim et al. 2011).

**Figure 6 Change in reserve requirements in selected emerging economies, End 2009 – End 2010 (Source: Ma et al. 2013)**



The PBC is also using so-called “dynamic” differentiated reserve requirements (Ma et al. 2013; Morgan Stanley 2011; PBC 2013): the reserve ratio is not fixed at the same level for every institution but can differ according to their size, their financial conditions – for instance, their capital adequacy ratio – and the sector they operate in. **Figure 5** shows how from 2008, a wedge has been introduced between the reserve ratio requirements for small and large banks. A similar approach could be used to steer the creation of credit towards low-carbon productive activities, as Rozenberg et al. (2013) propose.

These policies may appear very far from the usual central banking practice in high-income countries. However, the vast majority of advanced economies have implemented some form of macro prudential policy at some point in the past. Elliott et al. (2013) review the long history of macro prudential instruments employed by the United States throughout the last century to promote or curb credit growth, often with specific sectors in mind (housing, for instance). These included underwriting standards, reserve requirements, deposit rate ceilings, credit growth limits, supervisory pressures and other policies, which have helped public authorities in their attempt of moulding the shape of the American economic system. The deregulation process during the ‘80s has been the main factor causing the gradual disappearance of these policies, which left the Federal Reserve with the manipulation of the interest rate as its sole monetary policy tool. A similar process was experienced by Japan, where the central bank conducted policies that resembled the current Chinese monetary framework until the deregulation and financial liberalization during the late ‘80s has made it impossible to continue (Fukumoto et al. 2010).

## **8 Merits and limitations of public development banks**

The analysis in the previous sections focused on public policies aimed at inducing a large creation of credit by the private banking system towards the low-carbon sectors. However, public regulators also have the additional option to lend *directly* to the sectors they consider strategic. This can be achieved through public development banks, financial institutions devoted to supporting the process of national economic development<sup>27</sup>.

<sup>27</sup> For a detailed survey of national development banks, see de Luna-Martinez and Vicente (2012).

National development banks include, to cite some of the largest, the China Development Bank (CDB), the German Kreditanstalt für Wiederaufbau (KfW) and the Brazilian Banco Nacional do Desenvolvimento (BNDES). Development banks can also be incorporated in multilateral institutions such as European Investment Bank (EIB), the International Bank for Reconstruction and Development (IBRD) and the Asian Development Bank (ADB). Both multilateral and national development banks are able to provide credit to companies on terms more favourable than those of the market and lend to sectors that commercial banks are unwilling to finance. They also usually provide technical assistance to the projects and facilitate dialogue with political institutions.

Public development banks can play an important role in delivering finance to the low-carbon economy, and many of them have already set up specific lending programs. In the 2007-12 period, at least \$425bn have been provided by development banks to projects on renewable energy production, energy efficiency and other environmental-related activities (BNEF 2013). In 2012, investments reached \$109bn, growing 19% from the previous year and thus in contrast with the negative trend of green investments in the same period (see section 2). Among national development banks, KfW has been by far the most active institution, followed by the China Development Bank. Multilateral development banks have also been the most active promoters of the diffusion of ‘green bonds’, which have strong potential for driving financial resources towards low-carbon sectors, especially if issued in large amounts and in a standardized fashion. The market is in a phase of rapid expansion, and the outstanding amount of green bonds is now valued at around \$346 billion (CBI 2013).

An even more targeted experiment has been started in the United Kingdom through the creation of the Green Investment Bank (GIB), a development bank aimed at helping the country to meet its environmental targets by reducing greenhouse gas emissions, increasing the production of energy from renewable sources, improving energy efficiency and reducing waste (GIB 2013). The GIB has been founded in 2012 with an initial allocation of £3bn by the government (now at £3.8bn), and has since shown a promising capacity of crowding in private investments<sup>28</sup>.

The amount of finance made available from national and multilateral development banks is thus far from negligible. However, it must be noted that their range of action is strongly limited by the fact that public development banks lack one of the most crucial characteristics of banks: the ability to autonomously expand their own balance sheets. The power of creating credit through the act of lending is in fact forbidden to development banks, who have to limit their lending to the amount of finance they are able to raise on the secondary markets through the issuance of, for instance, green bonds. The case of the Green Investment Bank is even more problematic, as the bank not only lacks the power to create new credit *ex nihilo*, but also the ability to borrow from the markets. The UK Treasury has frozen this possibility until at least 2015-16 to avoid the further expansion of the country’s public debt. As a consequence, the GIB won’t be able to lend anything more than the endowment granted by the government, thus strongly limiting potential emission reductions.

Overcoming these obstacles is going to prove very challenging. For instance, the Bank of England could purchase debt securities issued by the Green Investment Bank, which could then lend the funds to low-carbon activities - a sort of ‘green’

---

<sup>28</sup> In their first 5 months of operations, the total amount of finance raised by GIB was approximately £2.3bn, of which 635 million was committed by the GIB itself, and the rest by private investors. The average mobilisation ratio was thus around 3:1 (GIB 2013).

quantitative easing (Murphy and Hines 2010). This would probably prove to be extremely controversial under the current macroeconomic setting, as it would be similar to public credit creation by the Central Bank. However, as unconventional this proposal may appear, it is not unprecedented. At the end of World War II, the Canadian Central Bank created an Industrial Development Bank (IDB) aimed at supporting the small and medium enterprise sector. The IDB – which in its 31 years of operations lent money to approximately fifty thousand businesses – was entirely financed by the Central Bank, which purchased the whole amount of bonds issued by the IDB through the creation of new reserves (Ryan-Collins et al. 2013).

Despite their inability to leverage, which limits the effectiveness of their interventions, public development banks are likely to play a relevant role in the transition to a low-carbon society. Their developmental approach makes them the financial institutions most suitable to provide credit to sectors judged to be socially useful. Having development banks as more solid actors in the global credit system would help to increase the volume of resources to low-carbon sectors, expand the market for green bonds and act as a catalyst for the private sector investors.

## **9. Conclusions and further research**

The climate change challenge will require a transition to a low-carbon economic system, characterized by the production of energy from renewable resources, high efficiency and a smart use of ecological resources. Investment in low-carbon sectors is, however, still far from what would be needed according to estimates.

One of the main obstacles to filling the investment gap is the market failure related to the exclusion of ecological and common goods from the market pricing system. Introducing a carbon price, either through the fiscal system or via the creation of a carbon market, is thus a necessary precondition to induce private investors to be interested in green sectors.

However, a carbon price may not be enough. In order to carry out their activities, low-carbon firms necessitate credit. Under certain economic conditions, of which the post financial crisis period represents the most recent realization, banks may lack the confidence to create new credit even in the presence of right prices and profitable investments. This credit market failure, together with the deep uncertainties surrounding the future implementation of a carbon price, makes the case for considering a wider portfolio of policies. Examples include green differentiated reserve and capital requirements, modifying the risk weights for computing capital requirements in favour of low-carbon assets and other quantitative macro prudential policies aimed at easing lending conditions for low-carbon firms.

As unconventional as these policies may seem, they are far from unprecedented. Macro prudential regulation is currently implemented in a large number of emerging economies, and has also been frequently employed in advanced economies in the past. However, the employment of these policies requires moving beyond current central banking practice in high-income countries, which in past decades have been using reference interest rates as their sole policy tool. Despite the wave of new financial regulation and the current reshaping of central bank mandates<sup>29</sup>, adopting measures aimed at controlling credit allocation is going to prove challenging and controversial.

---

<sup>29</sup> For instance, many central banks recently started trying to impose a “forward guidance” of market expectations by expressing intentions regarding the future dynamics of their monetary policies, sometimes linking them to the achievement of some policy objective (for instance, a certain unemployment rate).

For this reason, much work still remains to be done on the research side. In particular, the discussion of how to finance the transition to a low-carbon society would benefit from being founded on a well-developed and reliable set of economic theories. In particular, a stronger theoretical connection needs to be developed between the economics of sustainability - the multidimensional analysis of how societies interact with their natural environment – and monetary and banking economics; two areas of research which have traditionally been separate. The connection between these two spheres must be studied both from a policy and an economic theory perspective in order to reach a systemic understanding of how the transition – or the lack thereof - could impact the future dynamics of our economies. In particular, the role of banks and the wider financial system in facilitating the achievement of a sustainable economy constitutes a promising and relatively unexplored area of research that could shed light on the multiple layers of macroeconomic systems management.

## Bibliography

- Bank of England (2013), 'Trends in Lending - October 2013', (London: Bank of England).
- Bank of England (2014), 'Trends in Lending - January 2014', (London: Bank of England).
- Banque du Liban (2010), 'Intermediate Circular 236', (Beirut: Banque du Liban).
- BDRC Continental (2014), 'SME Finance Monitor Q4 2013: The year in review', (London: BDRC Continental).
- Benes, Jaromir and Kumhof, Michael (2012), 'The Chicago Plan revisited', (Washington DC: International Monetary Fund).
- Bernardo, Giovanni and Campiglio, Emanuele (2014), 'A simple model of income, aggregate demand and the process of credit creation by private banks', *Empirica*, forthcoming.
- BIS (2013a), 'Basel III: The Liquidity Coverage Ratio and liquidity risk monitoring tools', (Basel: Bank of International Settlements).
- (2013b), '83rd Annual Report', (Basel: Bank of International Settlements).
- BIS/NIESR (2013), 'Evaluating changes in bank lending to UK SMEs over 2001–12 - ongoing tight credit?', (London: Department for Business, Innovation and Skills).
- BNEF (2013), 'Development banks - Breaking the \$100bn-a-year barrier', *White Papers* (Bloomberg New Energy Finance).
- (2014), 'Global trends in clean energy investment - Q4 2013 fact pack', (available at <http://about.bnef.com/fact-packs/>).
- Bridges, Jonathan and Thomas, Ryland (2012), 'The impact of QE on the UK economy - some supportive monetarist arithmetic', *Bank of England Working Paper Series*, 442.
- CBI (2013), 'Bonds and climate change – The state of the market in 2013', (London: Climate Bonds Initiative).
- CBRC (2012), 'Notice of the CBRC on issuing the Green Credit Guidelines', (Beijing: China Banking Regulatory Commission).
- Ceres (2014), 'Investing in the Clean Trillion: Closing the clean energy investment gap', (Boston: Ceres).
- Cohen, Benjamin H. (2013), 'How have banks adjusted to higher capital requirements?', *International banking and financial market developments* (3; Basel: Bank of International Settlements), 25-41.
- CPI (2013), 'The global landscape of climate finance 2013', (Venice: Climate Policy Initiative).
- de Luna-Martinez, Jose and Vicente, Carlos Leonardo (2012), 'Global survey of development banks', *Policy Research Working Paper* (5969; Washington D.C.: World Bank).
- Della Croce, R., Kaminker, C., and Stewart, F. (2011), 'The role of pension funds in financing green growth initiatives', *OECD working papers on finance, insurance and private pensions* (10; Paris: Organisation for Economic Co-operation and Development).
- Disyatat, Piti (2011), 'The bank lending channel revisited', *Journal of money, Credit and Banking*, 43 (4), 711-34.
- Duncan, Richard (2012), *The New Depression. The Breakdown of the paper money economy* (Singapore: John Wiley & Sons).
- ECB (2012), 'Corporate indebtedness in the Euro area', *ECB Monthly Bulletin* (February 2012; Frankfurt: European Central Bank).
- EDHEC-Risk Institute (2010), 'Adoption of green investing by institutional investors: A European survey', (Nice: EDHEC-Risk Institute).
- Eickmeier, Sandra, Gambacorta, Leonardo, and Hofmann, Boris (2013), 'Understanding global liquidity', *BIS Working Papers* (Basel: Bank of International Settlements).
- Elliott, Douglas J, Feldberg, Greg, and Lehnert, Andreas (2013), 'The history of cyclical macroprudential policy in the United States', (Board of Governors of the Federal Reserve System).

- Fawley, Brett W. and Neely, Christopher J. (2013), 'Four Stories of Quantitative Easing', *Federal Reserve Bank of St. Louis Review*, 95 (1), 51-88.
- Feyen, Erik and Gonzalez del Mazo, Ines (2013), 'European bank deleveraging and global credit conditions', *Policy Research Working Paper* (6388; Washington DC: World Bank).
- Frisari, Gianleo, et al. (2013), 'Risk gaps: A map of risk mitigation instruments for clean investments', (Venice: Climate Policy Initiative).
- FS-UNEP and BNEF (2013), 'Global trends in renewable energy investment 2013', (Frankfurt: Frankfurt School - UNEP Centre / BNEF).
- Fukumoto, T., et al. (2010), 'Effectiveness of Window Guidance and Financial Environment - In light of Japan's experience of financial liberalization and a bubble economy', *Bank of Japan Review* (Tokyo: Bank of Japan).
- GIB (2013), 'Annual Report 2013', (Edinburgh: Green Investment Bank).
- GIIN (2013), 'Perspectives on progress. The impact investors survey', (Global Impact Investing Network and J.P.Morgan).
- Gray, Simon (2011), 'Central bank balances and reserve requirements', *IMF Working Paper* (Washington D.C.: International Monetary Fund).
- Green Fiscal Commission (2009), 'The Case for green fiscal reform. Final report of the UK Green Fiscal Commission', (London: Green Fiscal Commission).
- HSBC (2014), 'The HSBC guide to green bonds', *Climate Change & Fixed Income* (HSBC Global Research).
- IEA (2012), 'Energy technology perspectives 2012', (Paris: International Energy Agency).
- IMF (2013), 'World Economic Outlook Database - April 2013', (available at <http://www.imf.org/external/pubs/ft/weo/2013/01/weodata/index.aspx>).
- Koo, Richard C. (2014), 'It is private, not public finances that are out of whack', *German Economic Review*, 15 (1), 166-90.
- Kydland, Finn and Prescott, Edward (1990), 'Business cycles: Real facts and a monetary myth', *Quarterly Review* (Spring: Federal Reserve Bank of Minneapolis), 3-18.
- Lavoie, Marc (2003), 'A primer on endogenous credit-money', in L. P. Rochon and S. Rossi (eds.), *Modern theories of money: The nature and role of money in capitalist economies* (Edward Elgar Publishing), 506-43.
- Liebreich, Michael and McCrone, Angus (2013), 'Financial regulation - biased against clean energy and green infrastructure?', *Clean energy - White Paper* (Bloomberg New Energy Finance).
- Lim, C., et al. (2011), 'Macroprudential Policy: What Instruments and How to Use Them? Lessons from Country Experiences', *IMF Working Paper* (238; Washington D.C.: International Monetary Fund).
- Ma, Guonan, Yan, Xiandong, and Liu, Xi (2013), 'China's evolving reserve requirements', *Journal of Chinese Economic and Business Studies*, 11 (2), 117-37.
- McCollum, David, et al. (2014), 'Energy investments under climate policy: a comparison of global models', *Climate Change Economics*, forthcoming.
- McKinsey&Co (2010), 'Impact of the financial crisis on carbon economics: Version 2.1 of the Global Greenhouse Gas Abatement Cost Curve', (McKinsey & Company).
- McLeay, Michael, Radia, Amar, and Thomas, Ryland (2014), 'Money creation in the modern economy', *Quarterly Bulletin* (1; London: Bank of England), 14-27.
- Mishkin, Frederic (2011), *The economics of money, banking and financial Markets, 9th Edition* (Boston: Pearson).
- Morgan Stanley (2011), 'Dynamic differentiated RRR adjustment to become the primary monetary policy tool', *China Economics* (Morgan Stanley Research Asia/Pacific).
- Murphy, Richard and Hines, Colin (2010), 'Green Quantitative Easing: Paying for the economy we need', (Norfolk: Finance for the Future).

- Nelson, David and Pierpont, Brendan (2013), 'The challenge of Institutional investment in renewable energy', (Climate Policy Initiative).
- Nelson, David and Shrimali, Gireesh (2014), 'Finance mechanisms for lowering the cost of renewable energy in rapidly developing countries', (Climate Policy Initiative).
- Nordhaus, William (2013), *The Climate Casino: Risk, Uncertainty, and Economics for a Warming World* (New Haven: Yale University Press).
- OECD (2010), 'Taxation, innovation and the environment', (Paris: Organisation for Economic Co-operation and Development).
- (2013), 'Taxing energy use - A graphical analysis', (Paris: Organisation for Economic Co-operation and Development).
- PBC (2013), 'China Monetary Policy Report Quarter One, 2013', (Beijing: Monetary Policy Analysis Group of the People's Bank of China).
- Porter, Nathan and Xu, TengTeng (2009), 'What drives China's interbank market?', (9: International Monetary Fund).
- PWMSP (2011), 'Country Report Lebanon - Benchmarking of existing practice against EU norms', *Benchmarking Reports* (Paving the Way for the Mediterranean Solar Plan).
- Rozenberg, Julie, et al. (2013), 'Funding low-carbon investments in the absence of a carbon tax', *Climate Policy*, 13 (1), 134-41.
- Ryan-Collins, Josh, et al. (2011), *Where does money come from? (2nd edition)* (London: New Economics Foundation).
- Ryan-Collins, Josh, et al. (2013), 'Strategic quantitative easing: stimulating investment to rebalance the economy', (London: New Economics Foundation).
- Schularick, Moritz and Taylor, Alan M. (2012), 'Credit Booms Gone Bust: Monetary Policy, Leverage Cycles, and Financial Crises, 1870-2008', *American Economic Review*, 102 (2), 1029-61.
- Spencer, Thomas and Stevenson, Jamie (2013), 'EU low-carbon investment and new financial sector regulation: what impacts and what policy response?', (05/13; Paris: IDDRI).
- Turner, Grant , Tan, Nicholas , and Sadeghian, Dena (2012), 'The Chinese Banking System', *RBA Bulletin* (September: Reserve Bank of Australia), 53-64.
- UNEP (2011), 'Towards a Green Economy: Pathways to Sustainable Development and Poverty Eradication', (Nairobi: United Nations Environment Programme).
- UNFCCC (2009), 'Report of the Conference of the Parties on its fifteenth session'.
- WEF (2013), 'The green investment report', (Geneva: World Economic Forum).
- Weitzman, Martin (2014), 'Can Negotiating a Uniform Carbon Price Help to Internalize the Global Warming Externality?', *Discussion Paper* (2014-61; Cambridge, Mass.: Harvard Project on Climate Agreements).
- World Bank and Ecofys (2013), 'Mapping carbon pricing initiatives', (Washington DC: World Bank).
- Zadek, Simon and Chenghui, Zhang (2014), 'Greening China's financial system. An initial exploration', (International Institute for Sustainable Development).
- Zenghelis, Dimitri (2012), 'A strategy for restoring confidence and economic growth through green investment and innovation', *Policy Brief* (London: Grantham Institute on Climate Change and the Environment - London School of Economics).