

# **VISUALISING THE IMPACT** OF SOCIAL SCIENCE RESEARCH

—

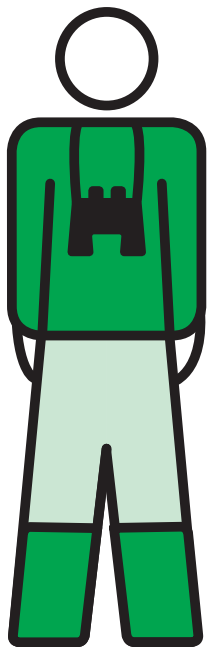
HOW ACADEMICS ARE CITED  
FOR THEIR WORK IN  
ACADEMIA AND SOCIETY

# INTRODUCING THE DATA

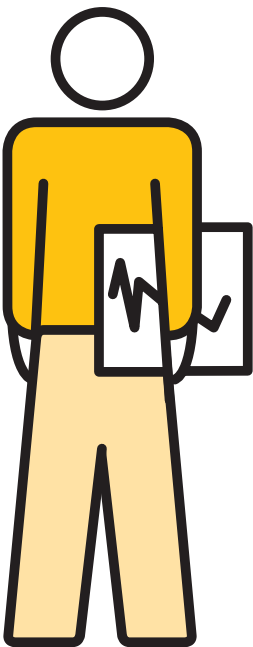
---

## THE ACADEMICS


WE RANDOMLY SAMPLED 24 ACADEMICS FROM EACH SUBJECT




HUMAN  
GEOGRAPHY




ECONOMICS



LAW



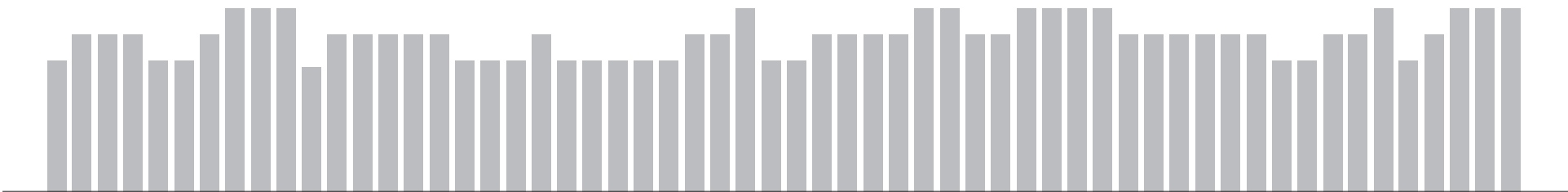
POLITICAL  
SCIENCE



SOCIOLOGY

## THE PUBLICATIONS

WE LOOKED AT THEIR PUBLICATIONS BETWEEN 2004 AND 2009

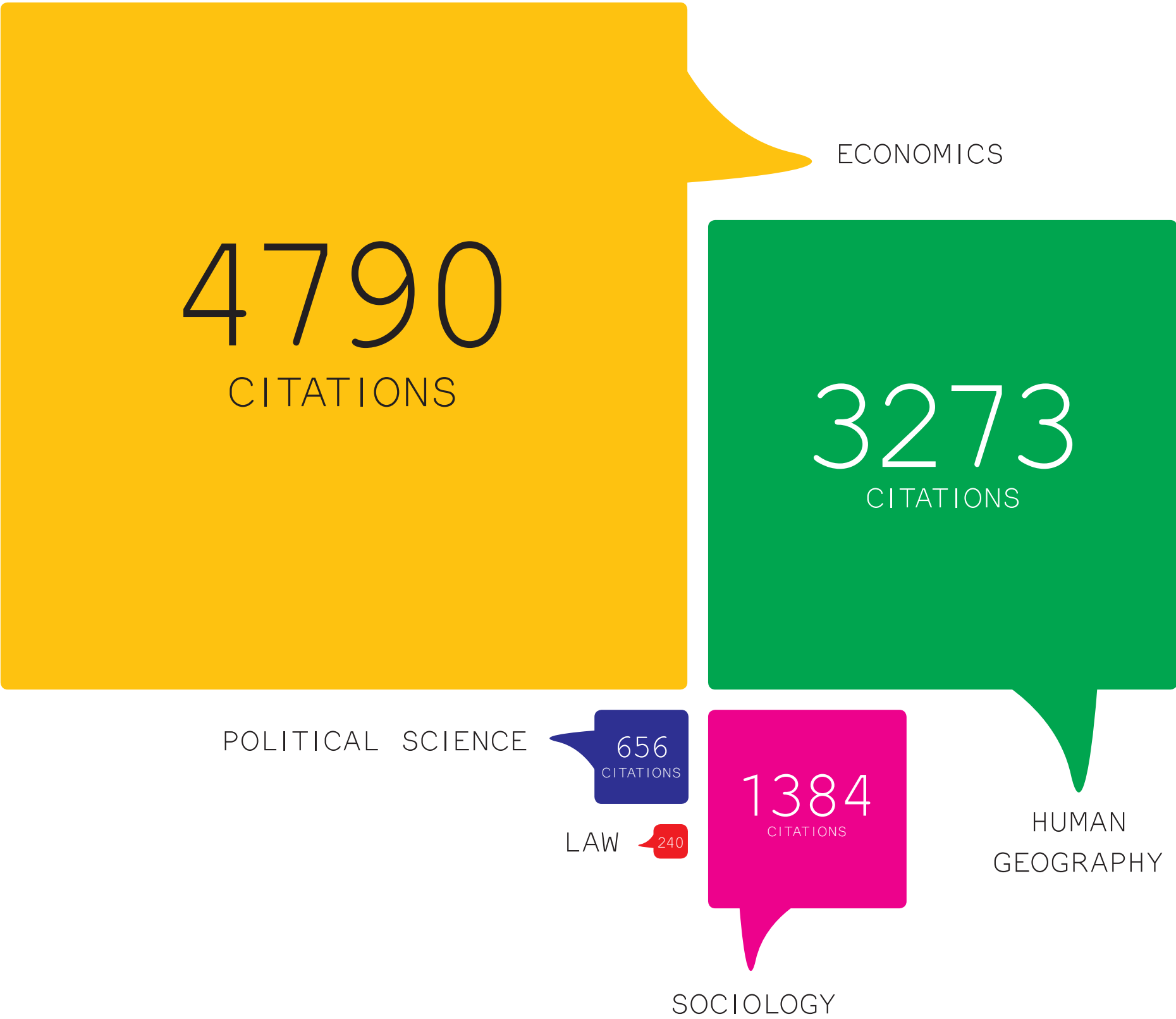


## THE CITATIONS

THEN WE TRACKED THE CITATIONS TO THEIR WORK



HOW MANY CITATIONS DOES EACH SUBJECT AREA ACHIEVE?



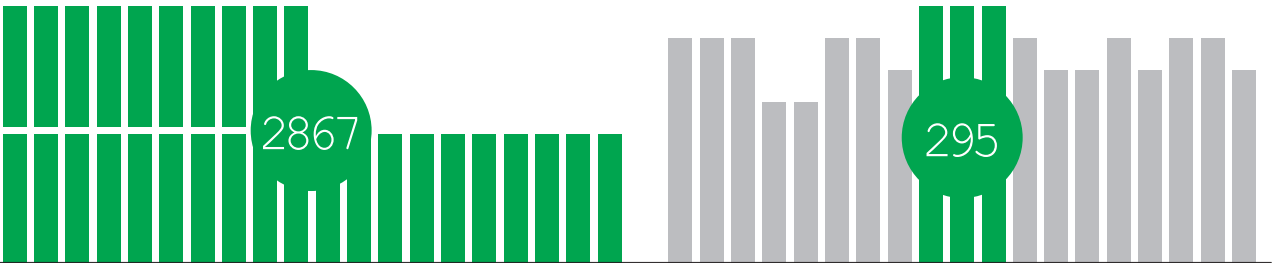
TOTAL NUMBER OF GOOGLE SCHOLAR\* CITATIONS ACROSS ALL 5 SUBJECT AREAS  
\*GOOGLE SCHOLAR: INFORMATION ABOUT WHAT THE ACADEMIC HAS PRODUCED AND HOW MANY CITATIONS THOSE OUTPUTS HAVE RECEIVED

HOW MANY CITATIONS DOES EACH OUTPUT TYPE ACHIEVE?

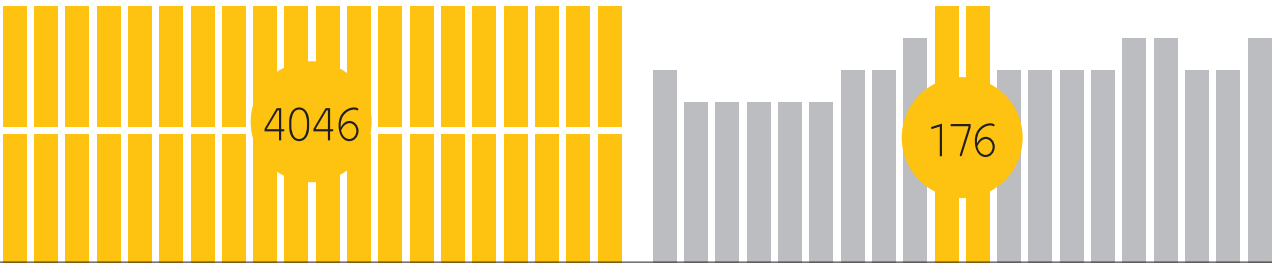
NUMBER OF CITATIONS

ONE BOOK : 100 CITATIONS

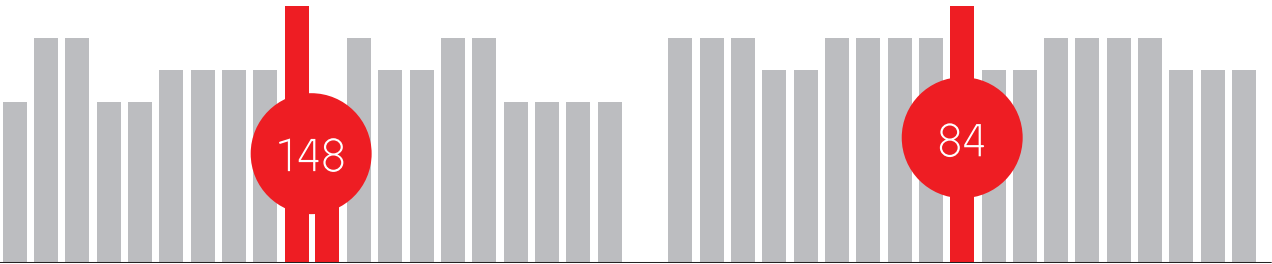
HUMAN GEOGRAPHY




ECONOMICS



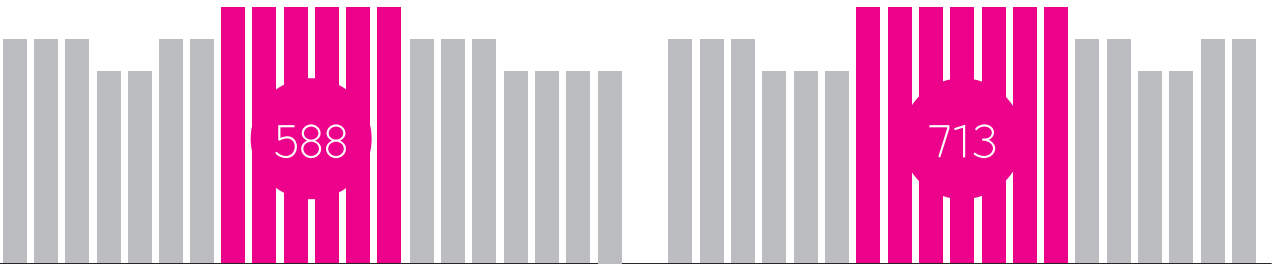
LAW



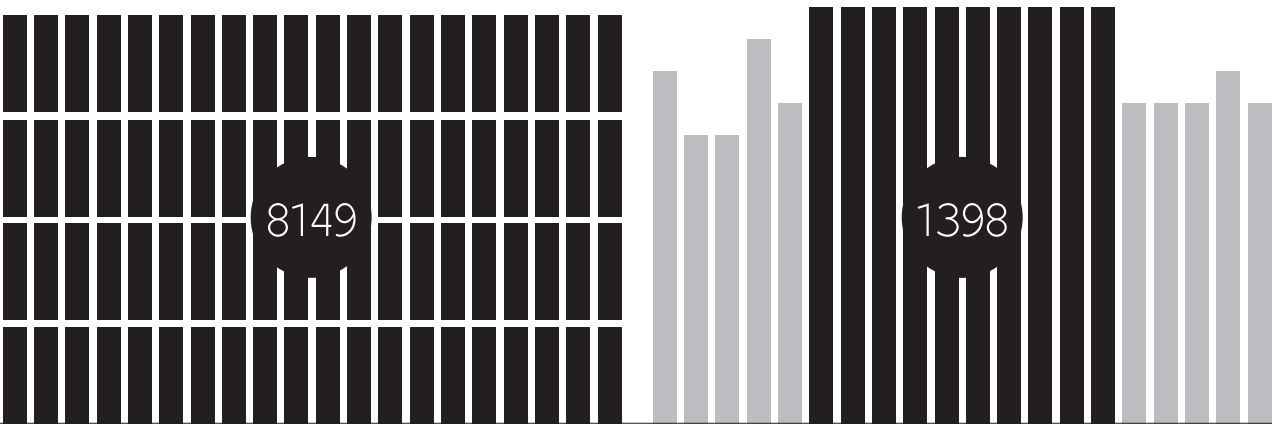
POLITICAL SCIENCE



SOCIOLOGY




TOTAL



ACADEMIC JOURNAL  
ARTICLE

BOOK  
ACADEMIC AS BOOK AUTHOR / EDITOR  
ACADEMIC AS CHAPTER AUTHOR

TOTAL NUMBER OF GOOGLE SCHOLAR\* CITATIONS FOR EACH OUTPUT TYPE, ACROSS ALL 5 SUBJECT AREAS  
\*GOOGLE SCHOLAR: INFORMATION ABOUT WHAT THE ACADEMIC HAS PRODUCED AND HOW MANY CITATIONS THOSE OUTPUTS HAVE RECEIVED




CONFERENCE  
PRESENTATION  
OR PAPER

DISCUSSION  
OR COMMENTARY ARTICLE  
OR WORKING PAPER

RESEARCH REPORT  
FOR COMMISSIONING BODY OR  
INDEPENDENT ACADEMIC

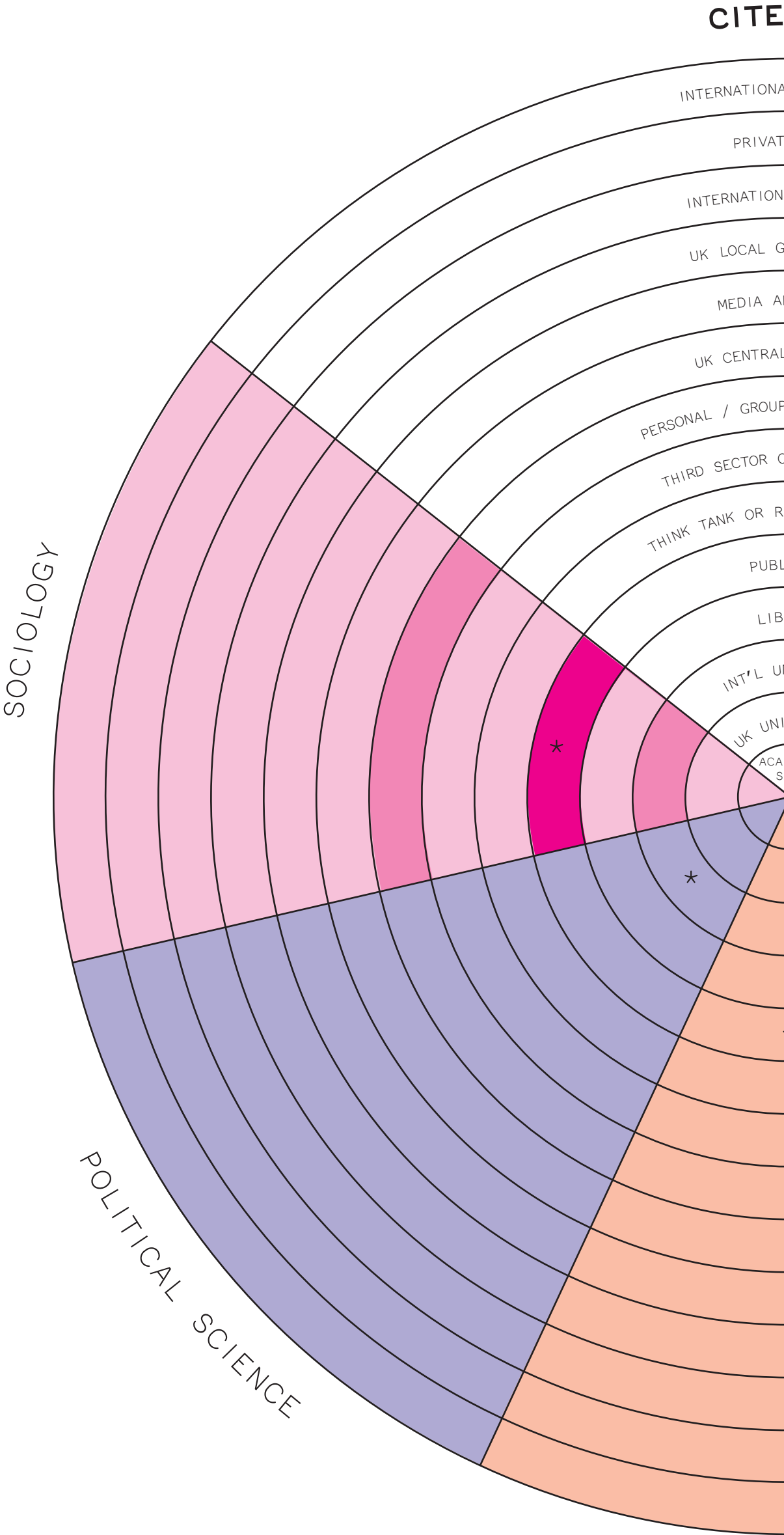
HOW FAR OUTSIDE OF ACADEMIA, DOES EACH SUBJECT HAVE IMPACT?

NUMBER OF CITATIONS



HIGHEST NUMBER OF CITATIONS

- \*  
HUMAN GEOGRAPHY  
163 – PUBLISHER
- \*  
ECONOMICS  
351 – ACADEMIC WEBSITE
- \*  
LAW  
115 – PUBLISHER
- \*  
POLITICAL SCIENCE  
106 – INT’L UNIVERSITY
- \*  
SOCIOLOGY  
269 – PUBLISHER



TOTAL NUMBER OF FULL GOOGLE SEARCH\* REFERENCES FOR EACH SECTOR, ACROSS ALL 5 SUBJECT AREAS  
\*FULL GOOGLE SEARCH: INFORMATION ON REFERENCES TO THE ACADEMIC FROM THE WORLD OUTSIDE ACADEMIA

D BY

AL ORGANISATION

E SECTOR

AL GOVERNMENT

GOVERNMENT

ND PRESS

L GOVERNMENT

P WEB PAGE OR BLOG

OR CIVIL SOCIETY

RESEARCH INSTITUTE

LISHER

RARY

NIVERSITY

VERSITY

DEMIC  
ITE

\*

\*

AW


HUMAN  
GEOGRAPHY

ECONOMICS

EXTERNAL



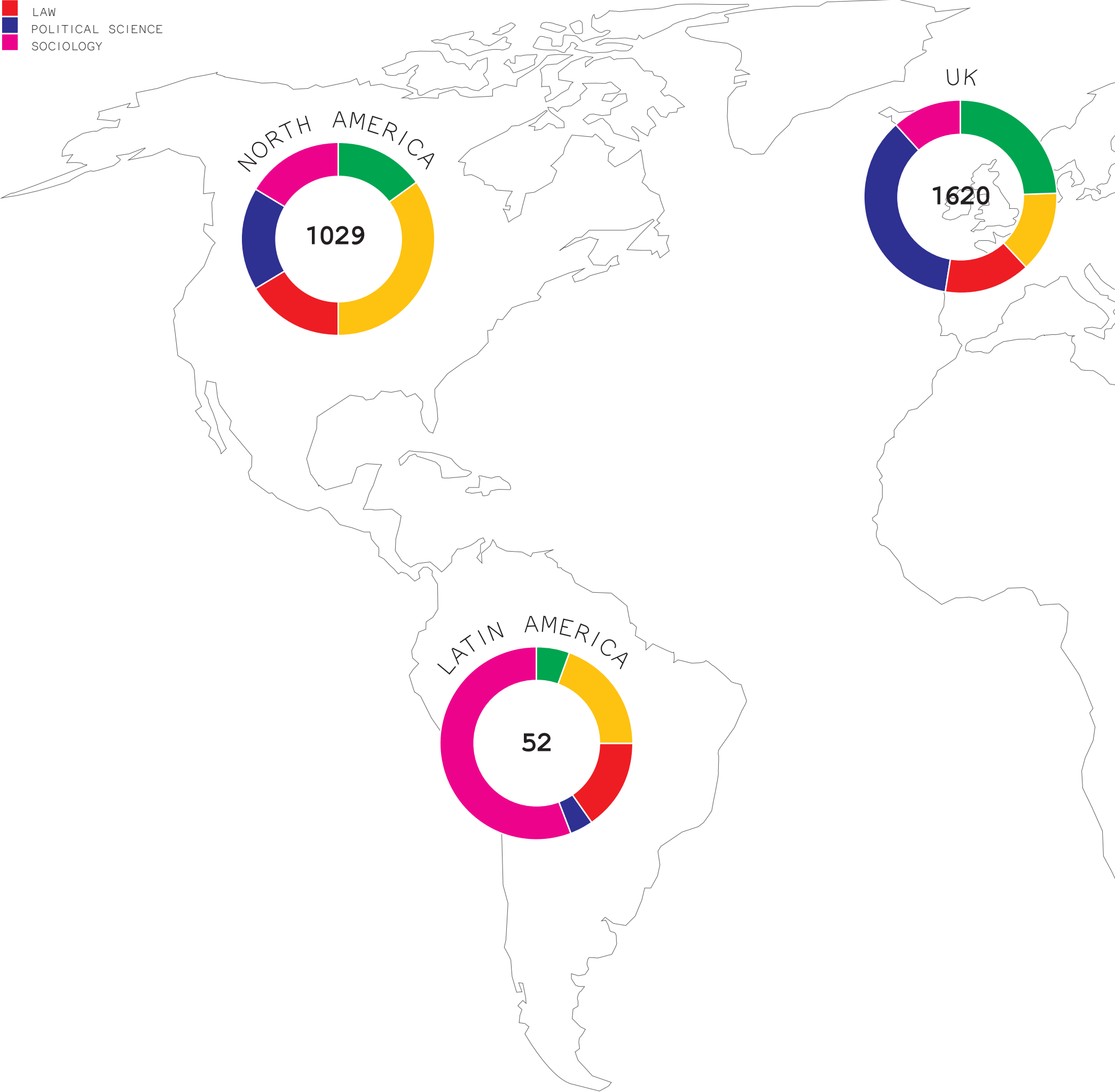
ACADEMIA



# WHERE IN THE WORLD ARE CITATIONS COMING FROM?

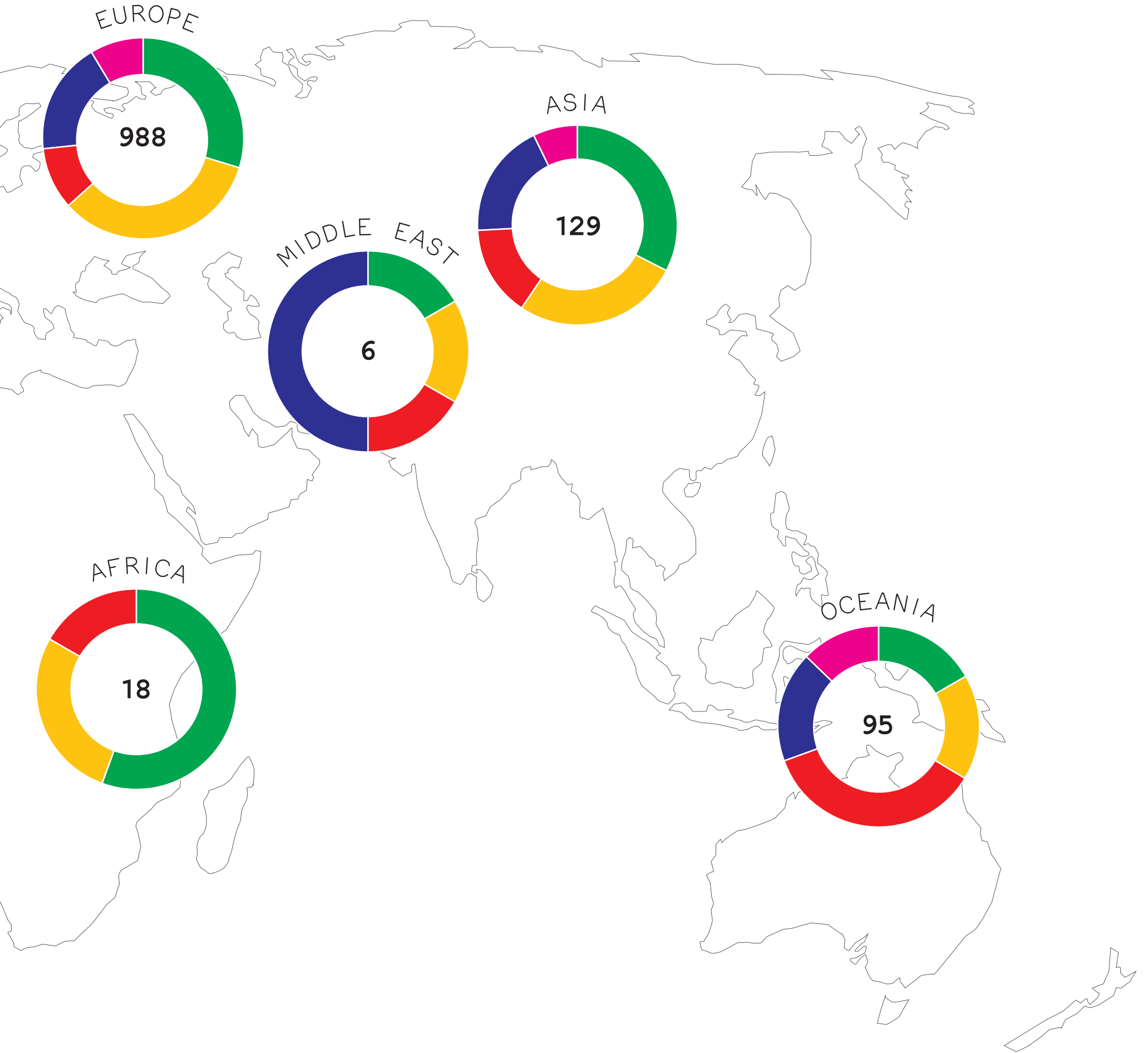
SUBJECT AREAS

- HUMAN GEOGRAPHY
- ECONOMICS
- LAW
- POLITICAL SCIENCE
- SOCIOLOGY




TOTAL NUMBER OF GOOGLE SCHOLAR INWARD\* CITATIONS FROM AROUND THE WORLD, ACROSS ALL 5 SUBJECT AREAS  
\*GOOGLE SCHOLAR INWARD: INFORMATION ABOUT REFERENCES/MENTIONS TO THE ACADEMIC FROM OTHER ACADEMICS





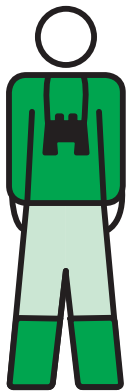
# HOW DOES THE NUMBER OF AUTHORS AFFECT THE NUMBER OF CITATIONS?



TOTAL NUMBER OF AUTHORS FOR EACH OUPUT, COMPARED WITH TOTAL NUMBER OF GOOGLE SCHOLAR\* CITATIONS  
\*GOOGLE SCHOLAR: INFORMATION ABOUT WHAT THE ACADEMIC HAS PRODUCED AND HOW MANY CITATIONS THOSE OUTPUTS HAVE RECEIVED

PROFILE: ACADEMICS WITH THE HIGHEST NUMBER OF OUTPUTS


253  
CITATIONS



HUMAN GEOGRAPHY  
PROFESSOR

NUMBER OF OUTPUTS: 35	CO-AUTHORED:	CITATIONS:	SINGLE AUTHORED:	CITATIONS:
	28	247	4	7


1549  
CITATIONS



ECONOMICS  
PROFESSOR

NUMBER OF OUTPUTS: 41	CO-AUTHORED:	CITATIONS:	SINGLE AUTHORED:	CITATIONS:
	34	357	4	46

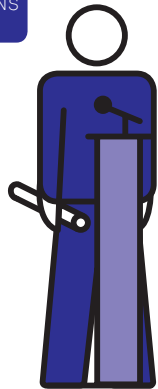
71  
CITATIONS



LAW  
PROFESSOR

NUMBER OF OUTPUTS: 28	CO-AUTHORED:	CITATIONS:	SINGLE AUTHORED:	CITATIONS:
	11	34	21	38


34  
CITATIONS



POLITICAL SCIENCE  
PROFESSOR

NUMBER OF OUTPUTS: 27	CO-AUTHORED:	CITATIONS:	SINGLE AUTHORED:	CITATIONS:
	5	10	32	40

516  
CITATIONS



SOCIOLOGY  
PROFESSOR

NUMBER OF OUTPUTS: 26	CO-AUTHORED:	CITATIONS:	SINGLE AUTHORED:	CITATIONS:
	14	263	12	271

# ABOUT

---

## **THE PAPER**

THIS DATA NEWSPAPER WAS PRODUCED BY AMY RICKETTS, A GRAPHIC AND SERVICE DESIGNER, IN COLLABORATION WITH ALISON PRENDIVILLE FROM THE LONDON COLLEGE OF COMMUNICATION, UNIVERSITY OF THE ARTS.

OUT OF THE THOUSANDS OF DIFFERENT DATA SETS FROM LSE’S RESEARCH (IMPACT OF SOCIAL SCIENCE RESEARCH: MAXIMIZING THE IMPACT OF ACADEMIC RESEARCH), SELECTIVE DATA WAS EXTRACTED AND VISUALISED TO PROVIDE A DIGESTIBLE NARRATIVE OF SOME OF THE KEY FINDINGS.

THE DATA PRESENTED IS A SNAPSHOT OF A POINT IN TIME OF WHAT IS AN ONGOING PROCESS OF CALCULATIONS AND VISUALISATION. WITH RESPECT TO THE VISUAL REPRESENTATION IN THIS NEWSPAPER, THE DATA PRESENTED HAS ALREADY BEEN RE-CRUNCHED AND RECALCULATED.

WE HOPE YOU ENJOY ‘VISUALISING THE IMPACT OF SOCIAL SCIENCE RESEARCH’ AS AN INTRODUCTION TO THIS INCREDIBLY RICH AND DETAILED RESEARCH PROJECT.

## **THE PROJECT**

THE IMPACT OF SOCIAL SCIENCES PROJECT AIMS TO DEMONSTRATE HOW ACADEMIC RESEARCH IN THE SOCIAL SCIENCES ACHIEVES PUBLIC POLICY IMPACTS, CONTRIBUTES TO ECONOMIC PROSPERITY AND INFORMS PUBLIC UNDERSTANDING OF POLICY ISSUES AND ECONOMIC AND SOCIAL CHANGES.

THE TEAM ARE DEVELOPING QUANTITATIVE METRICS FOR MEASURING IMPACT AND HAVE PERFORMED COMPARATIVE ANALYSES BASED ON A PILOT STUDY OF 120 ACADEMICS PULLED FROM A VARIETY OF SOCIAL SCIENCE DISCIPLINES.

## **CREDITS**

### **DESIGN**

AMY RICKETTS  
ALISON PRENDIVILLE

### **PROJECT TEAM**

PROFESSOR PATRICK DUNLEAVY  
DR SIMON BASTOW  
JANE TINKLER  
DR JOAN WILSON  
DANIELLE MORAN  
ELLEN HARRIES  
SIERRA WILLIAMS

### **LINKS**

MORE DETAILS ABOUT THE PROJECT CAN BE FOUND ON THE IMPACT OF SOCIAL SCIENCES BLOG AT:

[WWW.BLOGS.LSE.AC.UK/IMPACTOFSOCIALSCIENCES](http://WWW.BLOGS.LSE.AC.UK/IMPACTOFSOCIALSCIENCES)

THE IMPACT OF SOCIAL SCIENCES PROJECT IS FUNDED BY HEFCE

[WWW.AMYRICKETTS.CO.UK](http://WWW.AMYRICKETTS.CO.UK)