

Outward migration from Greece during the crisis

FINAL REPORT

Project funded by the National Bank of Greece through the London School of Economic's Hellenic Observatory 2014 call

Prof. Lois Labrianidis

Secretary General for Strategic and Private Investments
Greek Ministry of Economy, Development & Tourism
Professor, Dept. of Economic Sciences, University of Macedonia, Greece
Economic Geographer

Dr. Manolis Pratsinakis

Marie Curie IF postdoctoral fellow
Dept. of Economic Sciences, University of Macedonia, Greece

TABLE OF CONTENTS

ACKNOWLEDGMENTS

1	TECHNICAL REPORT	4
1.1	Overview of the research	4
1.2	Literature Review	4
1.3	Secondary data and Data from earlier studies of RDPRU	5
1.4	The HO survey	5
1.5	Qualitative data and the online survey	8
1.6	Outputs	9
1.7	Budget	10
2	SCIENTIFIC REPORT	11
2.1	The HO survey findings	11
2.2	The qualitative research findings	16
2.3	The online survey findings	18
3	APPENDIX	22
3.1	Tables and graphs	22
3.2	The HO Questionnaire	26

This report describes the research process and briefly outlines the findings of the project which are presented in a more detailed manner and in dialogue with the relevant literature in the paper entitled “Greece’s new Emigration at times of Crisis”, submitted for publication to the ‘GreeSe: Hellenic Observatory Papers on Greece and Southeast Europe’ series.

ACKNOWLEDGMENTS

We would like to thank Chris Hoeggerl for the compilation, cleaning and primary analysis of the data set and Dr. Panos Hatziprokopiou for his detailed comments on previous versions of the GreeSe paper as well as his feedback throughout the project duration. We also wish to thank Nikolaos Stampouloupoulos, Founder and Creative Director of New Diaspora, for kindly agreeing to disseminate the online survey via the New Diaspora platform. Last but not least, we would like to express our gratitude to the respondents of our telephone and online surveys and to the people we interviewed in Amsterdam and Greece for the qualitative phase of our research.

1 TECHNICAL REPORT

1.1 OVERVIEW OF THE RESEARCH

The project '**Outward migration from Greece during the crisis**' adopted a mixed methods approach generating both quantitative and qualitative data on the New Greek emigration. It was organized in an incremental way in three phases. The first phase started in January 2015 with the collection and analysis of available secondary data on the recent emigration outflow and of data that were earlier generated by the Regional development & Policy Research Unit (RDPRU). The aim was on the one hand to assess the global picture of the emigration wave from Greece, by exploring its characteristics and its pre-crisis and current dynamics, and on the other hand to prepare the primary data collection. In the second phase of the research, which started in mid-February, quantitative data on the emigration outflow were collected via a nationwide representative telephone survey (HO survey). The quantitative findings of the project were deepened and amplified in the third and final phase of the research via an online survey and in-depth narrative interviews in the City of Amsterdam and Thessaloniki.

1.2 LITERATURE REVIEW

The collection and review of relevant literature went on throughout course of the project and included both empirical and theoretical texts. As far as the former are concerned we reviewed the recent literature on the new South European emigration at times of crisis as well as academic texts which deal with issue of emigration and economic crises more broadly. Concerning the theoretical literature, we examined the literature on migration transition, brain drain as well as that on migration and skills with which we engage in the journal articles that derive from the research.

1.3 SECONDARY DATA AND DATA FROM EARLIER STUDIES OF RDPRU

In assessing the global picture of the emigration wave in Greece, data from a representative survey conducted in 2014 on the general population in Greece in the context of the HIDDEN¹ project were initially used. This dataset comprises approximately 2,000 households and includes information about the background characteristics of the respondents as well as a limited number of questions on the mobility practices of household members (i.e. destination countries, year of migration and educational background, gender and age of the migrants). Approximately 400 of the 2000 households include at least one family member who lives abroad or has earlier emigrated abroad and has returned. To get a more accurate image of the actual magnitude of the recent emigration wave, data from EUROSTAT and statistics offices in destination countries were collected. Those data were also used for the triangularization of the results of our survey. In addition, press articles were reviewed and data from the Europass portal were also collected and analyzed as well as data from EUROBAROMETER surveys and from surveys on migration intentions carried out by private research centers in Greece. Similarly to the literature review, the collection and analysis of secondary sources continued till the end of the project. This proved important not only for updating our review of the press articles but also for the EUROSTAT data on the Greek emigration that were updated and corrected during the period of our research.

1.4 THE OH SURVEY

In mid-February, after having developed a clearer picture of the emigration wave and its characteristics, we started developing the questionnaire for the HO survey. The first version was ready by early March and was subsequently pilot-tested and finalized on the 20th of the same month. The questionnaire includes the same background and migration questions with the HIDDEN questionnaire. In addition, it paints a comprehensive picture of the socioeconomic profile of the household and extends the enquiry on migration issues with questions on a wide arrange of topics including migration aspirations, reasons for emigration

¹ HIDDEN was financed by the European Social Fund and Greek national funds through the Operational Program "Education and Lifelong Learning" of the National Strategic Reference Framework - Research Funding Program: THALES. Investing in knowledge society through the European Social Fund (grant number MIS 380421)

and for the selection of the destination country, peoples' social networks, access to the job market abroad, the flows of remittances, migration return and re-migration (see appendix for the original questionnaire in Greek). The initial plan was to treat the findings of the two data sets together and merge them for the fields that were common. Yet we finally did not proceed accordingly because we found significant differences between the two data sets in relation to the educational profiles of the post-crisis emigrants. According to the HIDDEN data set, the post-crisis emigration signifies a considerable increase in the outflow of people of middle educational backgrounds (ISCED 3,4) when compared to the migration patterns of the previous decade (2000-2009). This was not corroborated by the findings of the HO survey. According to the HO survey the educational backgrounds of the post-crisis migrants match those of the previous decade, largely comprising people of higher education. Given that the data sets were compiled with the same methodology we assume that the difference may be the outcome of the rather increased number of missing values of the HIDDEN data in the migration questions. Those missing values may have been overrepresented among the highly skilled emigrants thus creating the bias. As a result we decided to base our quantitative analysis on the finding of the HO survey only.

The HO survey, which ran from late March until the 15th April, was compiled by telephone interviewing, using the Greek phones database (www.greekphones.gr) that contains more than 6,000,000 landline numbers. It was administered by the University Research Institute (EPI) through a stratified sampling method based on the household as unit of analysis. A structured questionnaire, was addressed to a total of 1237 households (comprising 3967 people) and generated information for 248 emigrants, approximately one third of whom had left Greece after 2010 (n=75). The HO survey did not manage to capture the emigration of immigrants possibly due to the fact that a large number of them do not have landlines and secondly because several of them emigrated together with their families thus were not reachable via the sampling methodology. As a result, the data presented concern the emigration of Greek citizens only. Each individual interviewed was first asked to provide some personal information as well as information about the composition of the household she/he formed part of. She/he was then asked questions about the migration intentions of the members of the household and the migration practices of the members of

her/his household and descending nuclear family. If the respondent did not have a descending family he was then asked for her/his ascending family.

By not including in our enquiry the ascending family for those respondents that had a descending family we have missed recording a segment of the pre-1980 emigrants. Yet our survey aimed not to collect generalizable data about the earlier post-war emigration, which is already well researched and documented. In fact, this would have been in any case impossible through the proposed methodology (since many of the emigrants are now deceased and a large number of them still live together with their families outside Greece thus being not reachable via the telephone survey in Greece). Instead the collected data for earlier migrations were used to provide a measure of development of the outflows and of the changes in terms of the emigrant profiles diachronically.

Concerning the crisis driven emigration our data provide a sound and reliable picture of the outflow and the characteristics of the emigrants yet with two caveats: 1) they possibly underestimate the total size of the outflow as they probably miss a segment of those emigrants who emigrated together with their families 2) they do not record those emigrants whose families (with which they reunited) were already abroad before they crisis and thus are not reachable via the sampling method followed. According to the findings of the HO survey 205,000 Greek citizens² emigrated from 2010 until early 2015. However, taking into account the data provided in Damanakis et al (2014), about Germany, Australia, USA and Canada (where the large majority of those emigrant categories that our survey missed or underrepresented headed to), we may estimate the total emigration of Greeks in the 2010-2015 period to be more than 300,000 people. This number is in line with the data of EUROSTAT according to which 208,864 Greek nationals left Greece during the 2010-2013 period. Given that our findings on return migration are accurate, then we may estimate that approximately 250,000 Greeks who left after 2010 are currently living abroad.

The respondent was asked detailed information for all members of the household (including her/himself) and of her/his nuclear family who had in the past emigrated or are currently abroad. 216 respondents provided information for one emigrant, 31 respondents

² The HO survey did not manage to capture the emigration of immigrants possibly due to the fact that a large number of them do not have landlines and secondly because several of them emigrated together with their families. Thus the data presented concern the emigration of Greek citizens only.

for two emigrants and one respondent for three emigrants. Given that for the majority of the emigrants the information we got are mediated (provided by another person not the migrant her/himself), we treat the answers to some questions (such as those about the reasons of migration and her/his working experiences abroad) with caution. The data set was cleaned and prepared by the 22nd of April by Christoph Hoeggerl who also helped in the data set analysis which lasted from May til September.

1.5 QUALITATIVE DATA AND THE ONLINE SURVEY

In addition to the data generated by the survey, a small scale qualitative research was carried out on the Greek emigration to Amsterdam. This research aimed to look at individual stories in a more systematic way and to examine the phenomenon from the perspective of emigrants themselves. The Greek community in Amsterdam is modest in size, consisting of about 1800 people, but has increased by more than 70 per cent in the past four years being one of the most fast growing communities in the City. Concretely, 10 in-depth narrative and 10 less detailed interviews were conducted with Greek men and women aged between 23 to 40 years old who have immigrated to Amsterdam including four people that had returned to Greece at the time of the research. Most of the interviews were conducted in an informal manner in a variety of settings (cafeterias, restaurants, people's homes or work). Detailed notes were taken. The interviews lasted from 30min to 2 hours. The major findings of those interviews highlight the multiplicity of individual pathways and migration experiences and directly problematize the idealistic perceptions of life and work 'in Europe' often depicted in Greek media, testifying the ambivalence of contemporary mobility decisions.

In addition to the interviews, we also conducted an online qualitative survey on the phenomenon of brain drain in which 55 highly skilled emigrants participated. The survey was distributed in December 2015 through the website and social media pages of the newdiaspora, the participatory media channel of the new generation of Greeks living abroad during the crisis in their homeland (www.newdiaspora.com). The aim of this research was to reflect on the development of the on-going brain drain from Greece and to examine, through the answers of the respondents, the necessary policy measures that could be taken

for the halt of the phenomenon and potentially for its reversal with the return of the emigrants or their contribution to the Greek society and economy from abroad. Through this survey we also attempted to further reflect on the reasons of emigration of the highly skilled emigrants and assess any differences in the pre and post crisis period.

1.6 OUTPUTS

Conference papers:

Lois Labrianidis 2015 “The emigration experience of Greek households at the time of Crisis” Paper presented Talent Management: From drain to gain , organised by the ICAP group, 2015, Athens Ledra Hotel. [in Greek]

Journal articles

Labrianidis L., M. Pratsinakis “Greece’s new Emigration at times of Crisis” to be submitted for publication in GreeSE Hellenic Observatory series

Labrianidis L., M. Pratsinakis & P. Hatziprokopiu “Greece’s Ever-Complex Migratory Landscape at Times of Crisis and the Resurgence of Emigration” paper drawing from the findings of the survey submitted for publication to International Migration Review. The paper was rejected and we are currently reworking on it to resubmit it for publication.

Planned publications

Labrianidis L., P. Hatziprokopiu & M. Pratsinakis “Questioning Migration Transitions: Greece’s Ever-Complex Migratory Landscape at Times of Crisis and the Resurgence of Emigration” paper to be submitted to the Journal of Ethnic and Migration Studies in Spring 2016.

Dissemination

Newspaper articles

Lois Labrianidis 2015 “external migration from Greece at the time of Crisis” [in Greek] article outlining the findings of the survey and describing the policy implications, published in Huffington Post Greece, 10th November 2015

http://www.huffingtonpost.gr/lois-labrianidis/-_2408_b_8520596.html

Lois Labrianidis 2015 “Returning to Greece at the times of Crisis” [in Greek] interview on the findings of the research on Return for “Kathimerini”, 18th October 2015

<http://www.kathimerini.gr/835404/gallery/epikairothta/ellada/epistrofh-sthn-ellada-ths-krishs>

Television

On the 17/12/2015 Lois Labrianidis was hosted by the Journalist K. Argiros in Hellasnet TV to discuss the findings of the research in relation to the phenomenon of Brain drain.

1.7 BUDGET

1. Budget summary accounting for the advance payment (50% of the total budget)

Expenses	Euros
HO Survey expenses: Research University Institute (EPI)	4176
Researcher 1: Manolis Pratsinakis	1104
Researcher 2: Christoph Hoeggerl	0
Research Committee (12%)	720
TOTAL	6000

2. Expenses pending to be made when the second payment is made

Expenses	Euros
HO Survey expenses: Research University Institute (EPI)	0
Researcher 1: Manolis Pratsinakis	1396
Researcher 2: Christoph Hoeggerl	3660
Research Committee (12%)	720
TOTAL	5776

2 SCIENTIFIC REPORT

2.1 THE SURVEY FINDINGS

Estimating the emigration outflow at the period of Crisis

According to our survey data 192, 403 people left Greece in a five-year period from 2010 to 2014 and approximately another 11,000 people followed them in the first trimester of 2015. As already mentioned, our data are most probably underestimating the size of the inflow due to the methodology followed (see pp. 7). At the household level, one in 18 families in Greece has a member who emigrated in the post-2010 period and 85% of the post-2010 emigrants were recorded still living abroad at the time when the survey was conducted. One third of the returnees went back to Greece due to economic difficulties faced abroad, the other third were triggered by opportunities in Greece and the remaining third returned due to non-economic difficulties abroad or/and for family reasons. According to our data, emigrants of middle and low educational backgrounds tend to return more often than the highly educated and the same holds true for the emigrants who come from households with middle to low incomes. The emigrants who come from households with high incomes have the least possibility to return and the rest of the categories (very high, middle, low) are about average. Our findings on return, the educational backgrounds of emigrants and the income of the household should be treated however with caution since they draw from a limited number of cases thus cannot lead us derive safe conclusions. Finally, re-migration in the 2010-2014 period seems to be rare according to our data.

Emigration intentions

We recorded 134 people (nested in 96 families) thinking of leaving Greece within the next year. This represents 3% of our sample which, if projected to the general population, corresponds to 363,126 people. At the household level, one in 14 families has at least one person who thinks of emigrating within the next year. Of the 96 families who have members who want to emigrate, 21 have more than one persons planning to migrate and 12 families want to relocate altogether.

Emigration per place of origin and major destination countries

79% of the emigrants come from urban areas (of which 53% comes from the three largest cities namely Athens, Thessaloniki and Patra) and of the remaining 21%, the 7% comes from suburban and the 14% from rural areas. As regards the regions of origin of migrants (NUTS 2) in absolute numbers expectantly most emigrants come from the Attica followed by the emigrants from Central Macedonia. In relative terms (considering the population in each region), an increased share of emigrants was recorded originating from Western Greece and Crete yet the sample is rather small to come to safe conclusions in that respect.

Similarly, we cannot draw reliable conclusions about the percentage of immigrants per receiving country but we can clearly identify the main destinations: 50% of emigrants have gone either to England or to Germany. Each of those two countries concentrate a similar number of immigrants (about 25%) and 80% of the total emigration flow was directed at European destinations. Despite the concentration of a large number of emigrants in UK and Germany the remaining immigrants have settled in a significant number of destination countries spanning across the globe. The US and Australia are the third and fourth destination countries respectively closely followed by France, Netherlands, Sweden. However, taking in to account the data provided by Tamis (2014) we may clearly single out Australia as the third most significant destination of the new Greek emigration due to the 'return' of a sizeable population of 'Greek Australians' to Australia; a return which as mentioned was not sufficiently recorded in our survey.

Education background of the emigrants and brain drain

If we look at the distribution of immigrants by educational level per decade of emigration it draws that a complete reversal has taken place since the post war period. While until the 1980s it was mostly the people with lower educational backgrounds that emigrated, after the 1990s and especially after 2000s we observe the opposite phenomenon with the clear majority of emigrants being university graduates. This pattern continued also during the period of the crisis during which 75% of the emigrants hold university degrees. Projecting our data to the general population we may estimate that the number of graduates who are

currently abroad is 187.422 people (that is without including those graduate emigrants that left together with their families). Of them 72%, or else 135 495 people, emigrated after 2010.

Comparing the level of education of the general population in Greece among the 18-35 year olds (who comprise the vast majority of emigrants) to that of the emigrants it draws that it is the more educated that are the more prone to emigrate. This is especially the case as far as the very highly educated are concerned: 25% of the post-crisis migrants are people with post graduate degrees, doctors or graduates of the polytechnic school. 64% of the total emigrant population with such educational background has left after 2010 thus constituting a brain drain for the country. Having said that and despite the clear dominance of the university graduates among the emigrants it should be also noted that emigration is not a phenomenon that exclusively concerned the highly skilled. Even though the media attention has so far focused on the highly skilled emigrants and the phenomenon of brain drain, it should be noted that 25% of the emigrants, that is at least 50,000 people, have low or middle educational backgrounds. Further research is necessary to explore the migration motivations and experiences of those emigrants.

Concerning the destination countries and the educational backgrounds of the emigrants it seems that those who move to England are almost exclusively people with high education credentials while Germany (and other former guestworker's destinations as our qualitative data indicate) attracts also a considerable number of people with low or middle educational backgrounds who most probably emigrate by making use of social networks that are available to them from earlier emigrations.

The emigrant and the income situation of the household

We classified the households into five income categories (by weighing the monthly incomes of the household and the number of household members) namely: 1) very high 2) high 3) medium, 4) middle to low, 5) low and very low. Our findings show that after 2000 the households with very high incomes are the ones that are the most likely to send emigrants abroad. While the category of households with very high incomes forms 2% of the total sample, it constitutes 11% in the 2000-2009 emigrant population and 9% among the 2010-2015 emigrants. The category "middle to low" is rather underrepresented among the

households with emigrants and the remaining income categories are about average. An interesting and rather expected finding is that during the crisis we have a sharp increase in the emigration rates of people from “low to very low” income households which almost doubled in comparison to those in the 2000-2009 period. While before the crisis this category of people used to be the least prone to emigrate, they now constitute 28% of the post-2010 emigration outflow, a percentage which is in par with their share in the total sample (26%).

Unemployment

Half of the immigrants who emigrated after 2010 were unemployed in Greece directly before their emigration. Interestingly, this division holds true for all household income categories and educational backgrounds with the exception of those with secondary education most of whom were unemployed before emigrating. Thus, interestingly unemployment seems to be pushing equally people of different income and educational backgrounds (with the exception of those with middle education). Another noteworthy finding is that even though lack of job seems to be a major reason driving people out of the country our data clearly show that it is not the only determining reason.

The age group of the emigrants

During the crisis we observe an increase in the mean age of the emigrant which in the post-2010 period is 30,5 years old, two years higher than in the 2000-2009 period (28,3) and six years higher than in the 1990-1999 period (24,3). 51% of the emigrants who left after 2010 were at the time of migration older than 30 years old (in 2000-2009 the rate was 43% and in the four preceding decades 21%, 17%, 6% and 4% respectively) and the percentage of immigrants over 35 years is 21% - a rate which is comparable only with that of the previous decade (2000-2009). Even more interestingly, after 2010 a significant number of the emigrant population (11% of the total outflow) left Greece after their forties something unique in the post war emigration experience.

Working experiences abroad

The majority of emigrants find work abroad in a short time, in a period between 0-6 months (81%). Yet there is also a minority who did not manage to find a job and returned and others

who are currently unemployed abroad. According to our survey data, the majority of emigrants (72%) are working abroad in jobs that match their qualifications while 21% of them are working below their skills and 6% are unemployed. It is crucial to mention that this information should be treated with reservation because for most cases it is not the migrant her/himself providing the answer but another member of the household (most commonly the parent). We may very well assume that the emigrant paints a more positive image of his/her situation to his/her parent. We were in fact able to at least partly affirm this assumption by comparing the jobs that the emigrants do abroad and their level and field of study. Our qualitative data also evince that the situation is less positive than that painted by the survey. Thus we may expect that the share of people that work in jobs that match their qualifications should be lower than 72%.

Most of the emigrants found their job abroad through personal solicitations and with help from job offices (51%) while approximately 28% of them found their job abroad through people they knew. Finding a job via social networks is much more common for the people with middle and lower education for whom it comprises the most common way. Finally, 16% of our sample found a job through their previous employer or the university they studied and the remaining 5% through other means.

Networks

The majority of emigrants (59%) do have support social networks in the countries they are emigrating to. For the majority those comprise friends (46%), closely followed by family members (35%). The main assistance provided to the emigrants from those support groups is in finding a housing (52%) and less frequently in finding a job 17.5%.

Reasons for emigration and the assessment of emigration

Expectedly reasons for emigration during the period of crisis are overwhelmingly linked to economic issues (72%) which clearly differentiates from previous decades. The evaluation of emigration is overall a positive 62% but let us bear in mind here that it is the parent of the emigrant that most commonly responds and not the migrant her/himself. So both findings, on the reasons of emigration and the assessment of emigration, should be considered taking that into account. Concerning the assessment of emigration in particular, data change if one

looks at the educational level of the respondent. The higher the educational level of the respondent, the more the positive the assessment of migration

Remittances

A very interesting research finding is that the vast majority of immigrants neither send nor receive money (68%). It thus draws that migration contributes mainly in the subsistence and/or the socio-economic progress of the emigrants themselves and not of the household as a whole. 19% of immigrants send money to Greece and 13% receive money. Expectantly, people who send money are mainly from low and very low income households. As for those receiving money, they are mainly from middle income households but the sample is restricted to draw safe conclusions.

2.2 THE QUALITATIVE RESEARCH FINDINGS

Problematizing idealistic perceptions of life and work ‘in Europe’: some findings on the qualitative research in Amsterdam

The findings from the qualitative research in Amsterdam show that the ‘new emigrants’ follow a variety of trajectories and pathways. Some may leave with more permanent settlement intentions, after having collected enough information about life in their destination country but not always having already found a job there. Others emigrate for short-term periods as target earners, aiming to contribute to the family income, to respond to immediate financial need until ‘things get better in Greece’, or to support themselves in wait of a job opening in the country. Others leave for short periods, hosted by friends or relatives who are already abroad, to inquire into the employment possibilities and life conditions through a first-hand experience of everyday life in the country they visit. Many more apply for jobs from Greece, and some declare the address of friends and kin abroad as their home address while seeking a good job opportunity and waiting to be called for an interview. Quite often, reality does not meet the emigrants’ expectations as the situation in destinations proves to be far from ideal.

The Greek community in Amsterdam is modest in size, consisting of 1800 people, but has increased by more than 70% in the past four years being one of the most fast growing communities in Amsterdam (Booi et al. 2014). From the data that we collected with the 16

emigrants and four returnees the most striking finding concerned the fact that the experiences of the emigrants problematize the idealistic perceptions of life and work 'in Europe' often depicted in Greek media, and testify the ambivalence of contemporary mobility decisions.

As elsewhere observed (e.g. Georgiou et al. 2013, on Greeks in Berlin), several emigrants end up working in low-skilled jobs for a considerable period before they manage to find jobs matching their qualifications, and this is also the case for people of high educational backgrounds. Kostas, a trained hematologist, chose to emigrate to Amsterdam in 2012 because his aunt, Rina, runs a restaurant there. He was hosted at her place and worked in the restaurant until he made some money to rent a room in a shared flat. He then found a second job in a café nearby and a few months later he was offered a yearly contract in the restaurant of a museum. At the same time he has been learning Dutch, looking for jobs that match his credentials. The same pathway was earlier followed by Rina's son-in-law, Petros, an engineer. After a year and a half working in several restaurants in Amsterdam, Petros found a job in his field with a good salary. It takes longer for Kostas to find such a job but he is not disappointed. Although he claims that things are considerably more difficult in the Netherlands now than they were in 2009, when Petros arrived, Kostas is rather confident that sooner or later he will find a good job too. He is not considering going back, since, as he said, he has no chances of finding any job in Greece.

In many cases, people prefer staying abroad over returning to Greece even if they have to work in low skilled jobs for considerable periods of time. In Greece similar jobs are paid much less and usually do not provide social security. Possibly some of them would have also refused taking such jobs in Greece, e.g. taking care of the elderly or cleaning, not only due to low remuneration and lack of social security but also due to the low social status associated with them. They stay abroad aiming to upgrade their language skills and build social networks that will help them to eventually find better jobs.

A large part of the newcomers in Amsterdam concerns former students at Dutch Universities⁷ who overstay after having finished their studies. Sonia came to Amsterdam for postgraduate studies in the Social Sciences in 2012 and decided to stay. She works in a restaurant and does volunteer work on her field. A year earlier Anna, who had graduated from the same programme with Sonia had also tried to stay in Amsterdam but did not

manage to find any job meeting her expectations. She returned to Greece only to leave again within a few months, this time for Brussels.

Many people start out by finding a job in Greek businesses –mostly restaurants– and then move on to other jobs. Some of them report exploitative working conditions: Andreas, who had worked in several Greek taverns, claimed that ‘he will never work for Greeks in the Netherlands again’. Yet people reported exploitative working relations with Dutch employers too. Yorgos, who does not have a university education, came to Amsterdam looking for work in 2012. He found a job in the flower market but was very disillusioned from his emigration experience. His boss required him to stand still throughout the day, which physically exhausted him. He earned approximately 1200 euros a month after taxes, the minimum wage in the Netherlands, which was much higher than any salary he ever had in Greece. The living costs were however much higher. Similarly to most newcomers, he could not afford renting an apartment on his own; he rented a room instead, costing him 400 euros.

Yet not everybody decides to stay. There are many people for whom the migration experience turns out not to be according to their expectations. Achilleas, who had studied Social Sciences in Amsterdam decided to prolong his stay, working in a big international hotel. However, after some time and having looked for job opportunities in his field, he felt that he has no chance in getting any job that matches his qualifications, mainly due to insufficient knowledge of the language and the lack of social networks. Fully absorbed by the work rhythms of his job in the hotel, he felt that he was losing contact with his field of study. Although he was paid a salary he thinks he would not be able to achieve in Greece, he decided not to renew his contract and looked instead for a job related to his studies in Greece, even if it would be a lower paid one. In a follow up discussion, Achilleas had managed to find a job related to his field of study on a three-month renewable contract with an NGO in northeast Greece, and was preparing his trip.

Lastly, there are cases of people who were already abroad for study and/or temporary work before 2009, and, although many were not originally planning to stay for long, they were confronted with the dilemma ‘to stay or return’ as the crisis started deepening in Greece. Niki studied music in De Haag from 2004 to 2012 while working to financially support her studies. When she got her postgraduate diploma she returned back to Greece, where she currently earns no more than 200 euros a month giving music lessons. She recounted that she had to defend her decision to friends in Greece who were critical of

her on the basis of a rather an idealistic image of life abroad. For Niki, her friends could not understand the difficulties and rather limited opportunities she had to pursue a career in music in the Netherlands at a time of drastic cuts in state expenditures for culture, which had severely affected people working in the arts. For many who wished to leave Greece, however, it seemed that she missed an opportunity that many of them felt they did not have.

Niki's experience also reveals that austerity policies alongside labour market developments significantly hamper employment opportunities in destination countries. At the same time, new policy measures are gradually being devised to deter, directly or indirectly, unwanted migration from the European East and South. In the Netherlands, for instance, one has to have a social security number in order to apply for a job. In order to have a social security number, however, one has to have a registered address, which is very difficult without an employment contract. Additionally, banks refuse to issue accounts to non-Dutch who neither have a job nor are in the Netherlands for study reasons. The Dutch government issues of short term social security numbers for those EU citizens or TCNs holding long term residence permits of other EU countries who cannot acquire a normal social security number. The duration of this document is for three months and its renewal is conditional to securing employment within this period. Such measures, together with the 2012-2013 expulsions from Belgium of EU citizens on the grounds of their constituting an excessive burden, as well as British PM David Cameron's assurances that the UK government has drawn plans for emergency immigration controls to curb a potential influx of Greeks (Watt 2012), if Greece is forced to leave euro, show that the right to free labour mobility in Europe is currently being practically contested and officially questioned in several countries of the EU.

2.3 THE ONLINE SURVEY FINDINGS

The participants in the online survey were selected in a way to provide information on the phenomenon of brain drain from Greece. They were also selected to enquire into the possibilities of return and the potentials for the development of economic transnational ties

with Greece among the highly skilled emigrants. Accordingly, only emigrants with a higher education degree were invited to participate as well as emigrants who have been living abroad for at least one year at the time the survey was conducted. A further filter was applied to limit the participation of second generation Greek descent migrants abroad. Due to those selection filters from the 87 respondents that showed interest to participate in the survey eventually 55 filled in the questionnaire until the end of December.

The survey respondents comprise a very highly educated population sample: two out of three have a postgraduate degree with 28% of them having a PhD degree and a further 8% being PhD candidates at the time of the survey. The majority of the respondents have studied Applied Sciences (41%) followed by those who have studied Social Sciences (18%) and life sciences (16%). The remaining respondents have studied Economics and Management (12%), Humanities and Art (10%), and Physical sciences (4%). The majority of the respondents had immigrated to England (35%), followed by Germany (15%) and the Netherlands (11%). Only 13% of the respondents have emigrated outside Europe.

The vast majority of the respondents (80%) had worked in Greece before leaving the country and only 36% of them were unemployed before they emigrated. However, a clear distinction emerges if we compare the emigrants who left before 2010, the year when the crisis deepened in Greece and emigration escalated, to those who left after 2010. Out of the 55 respondents who participated in the online survey 37 emigrated after 2010 and 18 before that year; we may conventionally call the first category of respondents as pre-crisis emigrants. Virtually all of the pre-crisis emigrants were employed when they decided to emigrate (or did not search for job) whereas 48% of those emigrants who left after 2010 were unemployed at the time of emigration; a share which is consistent to that of the findings of the HO survey.

Expectantly also the reasons of migration differ for the pre-crisis highly skilled emigrants and those who emigrated after 2010. And this difference highlights the fact that in the past five years emigration became more of a necessity than a career choice for many highly skilled emigrants. The age of emigration also differs. In accordance to our HO survey findings, the mean age of emigration for the pre-crisis highly skilled migrants was considerably lower (26,6) in comparison to that of the people who left after 2010, which was found similarly to the HO survey to be a bit higher than 30 (30,2). Several of the pre-crisis migrants had left for studies and decided to stay over abroad for a few years to gain some

working experience and to then return to Greece. Yet as the economic crisis deepened in Greece they decided to prolong their stay. A considerable segment of them also saw their migration as a significant career move. In contrast, it was only a minority of the post 2010 emigrants who left for studies and/or saw their emigration as a career move (32%). The majority (68%) emigrated due to feelings of lacking any prospects in their home country and due to an overall disappointment with the grim socio-economic situation in Greece which often went hand in hand with a deep disillusionment with the political establishment in Greece and with state institutions.

For the majority of emigrants their life abroad has met their expectations and approximately three out of four evaluate their migration experience as a positive one. They report being especially content as far as their employment conditions are concerned; particularly in terms of remuneration and prospects of career advancement. They are less satisfied however in relation to job stability which seems to be a scarcity not only in Greece but also in their destination countries. Only 7% of the respondents were unemployed at the time of the research and approximately three out of four of the respondents reported that they were never unemployed abroad. The majority of the informants found it neither easy nor difficult to access the labor market abroad while the data indicate that those educated in the fields of social and political sciences may experience more difficulties in finding a job. No significant differences were found between different destination countries in that respect as well as between the pre and the post 2010 emigrants (but this needs to be further researched as the numbers are low). Finally, as found in the HO survey, the vast majority of emigrants (64%) neither send nor receive remittance. Yet the online survey did show that currently sending money (25%) is considerably more common than receiving money (11%) at least among the highly skilled migrants.

Despite their overall positive experiences abroad, half of the respondents have thought in the past or are currently thinking the possibility of return. Similarly, in a hypothetical question of 'where they would wish to live if they could find employment with similar conditions to those they currently have', half of the informants answered that they would go to Greece and 23% that they would share their time between Greece and their current country of residence. Expectantly, the respondents mentioned that they would return if they or their partners found a job that would satisfy them financially and/or a job that would match their skills (60%). A considerable number of people also mentioned that

they would be willing to return to Greece if they felt that a significant change was underway in Greece (46%). That was also expressed in their answers to the respective open question to which they mention a drive to contribute to the country as an important reason underlying their wish to return together with the wish to be closer to friends and family. At the moment however, only 15% is planning to return within the next 2 years while almost half of the respondents (44%) neither plan nor wish to return to Greece. Most of the emigrants (64%) were more positive in developing some kind of professional cooperation with businesses, research centers or other institutions in Greece and 5% of them is already doing it.

References

- Booi, H., J. Slot and E. Lindenman. 2014. *Monitor. Eu-migranten 2013*. Amsterdam: Gemeente Amsterdam Bureau Onderzoek en Statistiek.
- Damanakis, M., S. Konstantinidis and A. Tamis 2014. *New Migration to and from Greece* [in Greek] Rethymnon: University of Crete, K.E.M.E.
- Georgiou M., Ilectra Paschali, Efthymios Papataxiarchis, M. Pechlivanos, Nefeli Bami and Lois Labrianidis. 2013. *New Greek emigration to Germany in times of crisis: the significance of social and cultural capital in emigration and integration*, IKYDA report.
- Tamis A. 2014. *Return Migration of Greek-Australians and Emigration of Greeks to Australia* in M. Damanakis, S. Konstantinidis and A. Tamis (eds) *New Migration to and from Greece* [in Greek] Rethymnon: University of Crete, K.E.M.E.
- Watt, Nicholas. 2012. "David Cameron 'prepared to halt immigration of Greeks into UK'" *The Guardian*, July 3. Accessed 7 April 2015.
<http://www.theguardian.com/uk/2012/jul/03/david-cameron-immigration-greece-uk>.

3 APPENDIX

3.1 TABLES AND GRAPHS FROM THE HO SURVEY

	2010-2015
EYROPE	81%
AMERICA	9%
OCEANIA	6%
ASIA	4%

Table 1. Distribution of the crisis emigration outflow per Continent

Source: HO survey

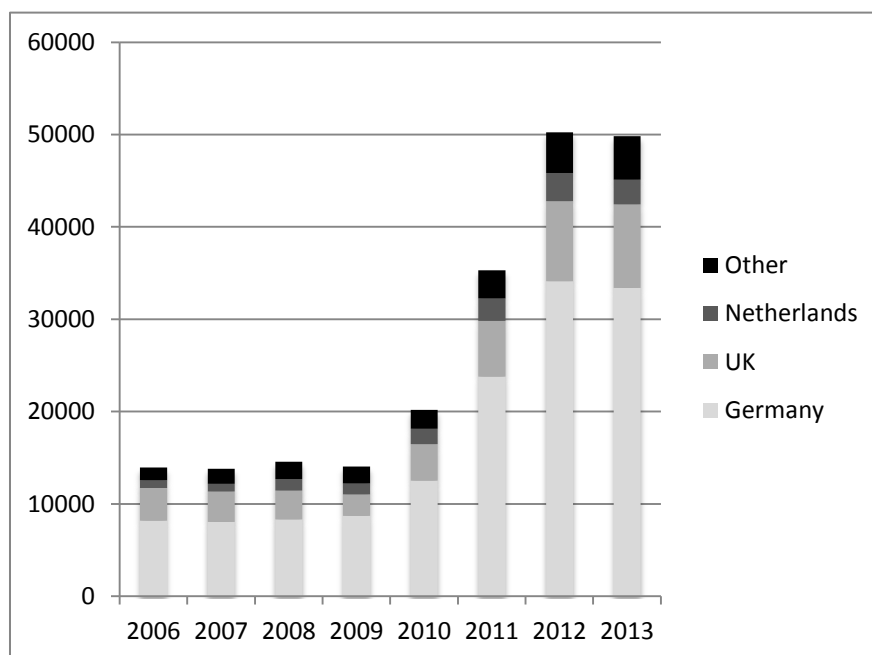


Figure 1. Greek immigration to selected EU and EEA destinations

Sources: Destatis, CBS, BFS,CSB, STATISTIC AUSTRIA,DST, UK Nino registrations (DWP)

	2010	2011	2012	2013
Greek citizens	28301	53210	65264	62089
Non Greek citizens	33740	39194	59430	55005
Total emigration	62041	92404	124694	117094

Table 2. Emigration from Greece, 2010-2013

Source: Eurostat Database, 'Emigration by sex, age group and citizenship,'

http://appsso.eurostat.ec.europa.eu/nui/show.do?dataset=migr_emi1ctz&lang=en

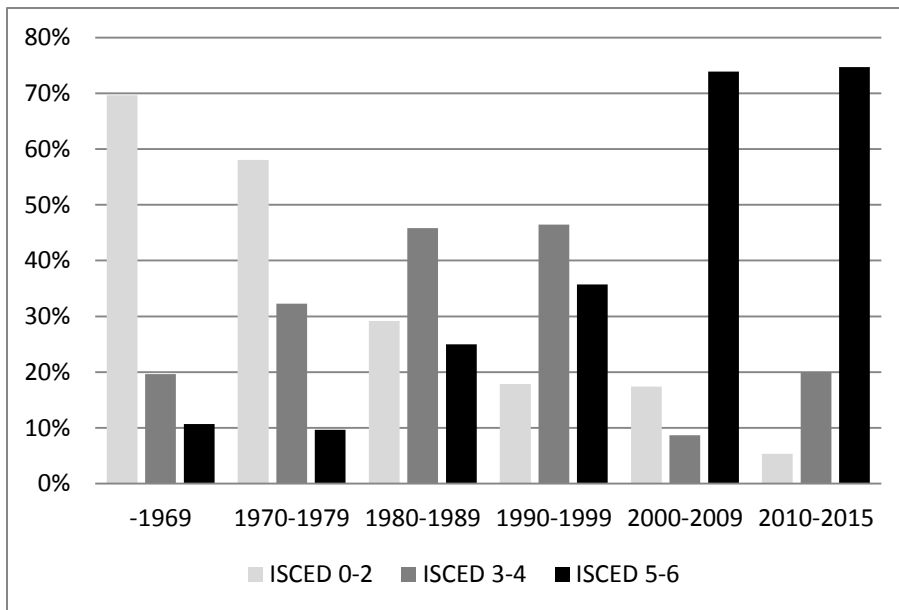


Figure 2. Share of emigrants by educational background per decade of emigration
Source: HO survey

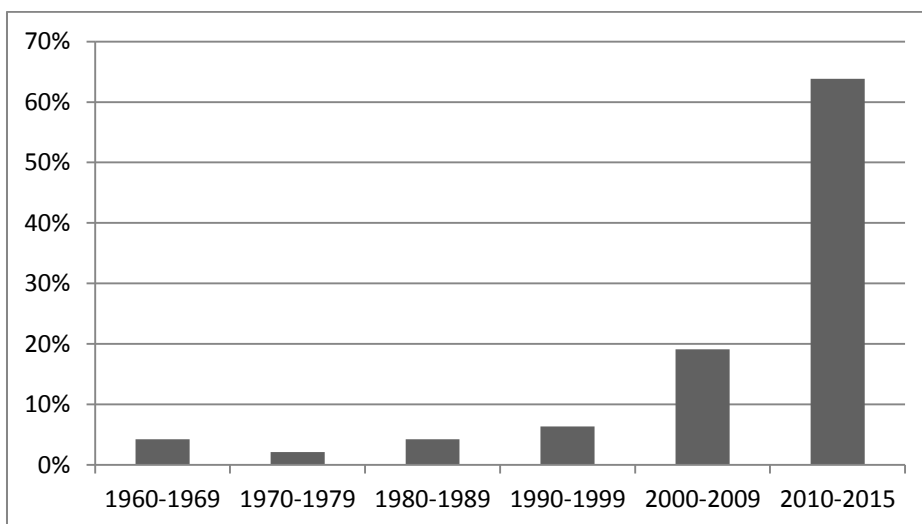


Figure 3. The distribution per decade of the emigrants with postgraduate degrees or degrees from Medicine and Polytechnic schools
Source: HO survey

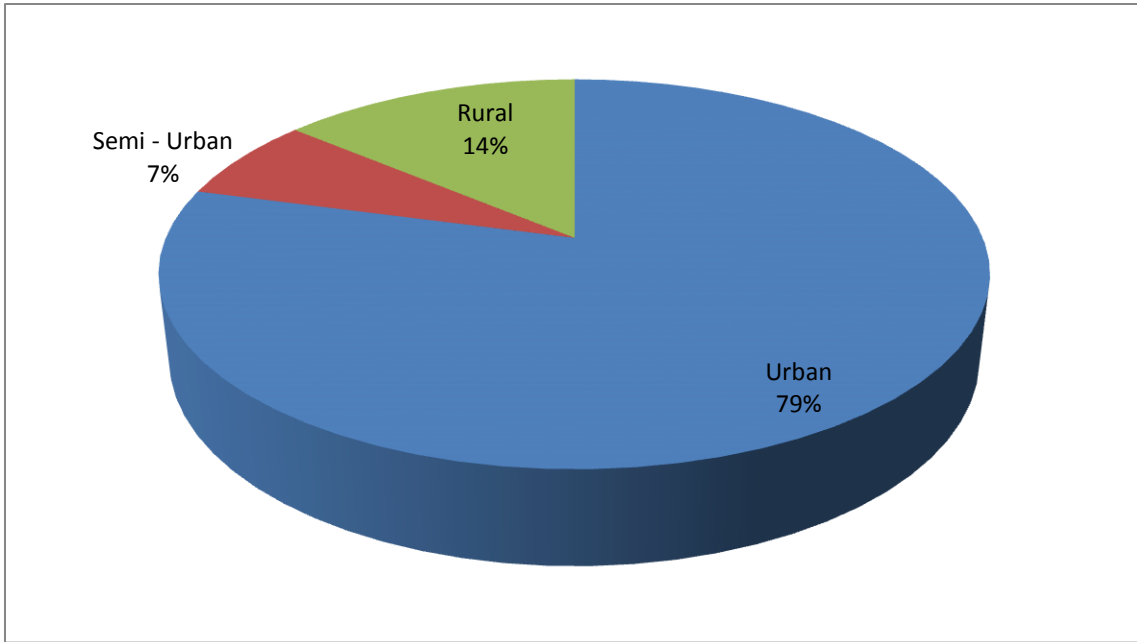


Figure 4. Urban vs Semi-urban/rural origin of emigrants
Source: HO survey

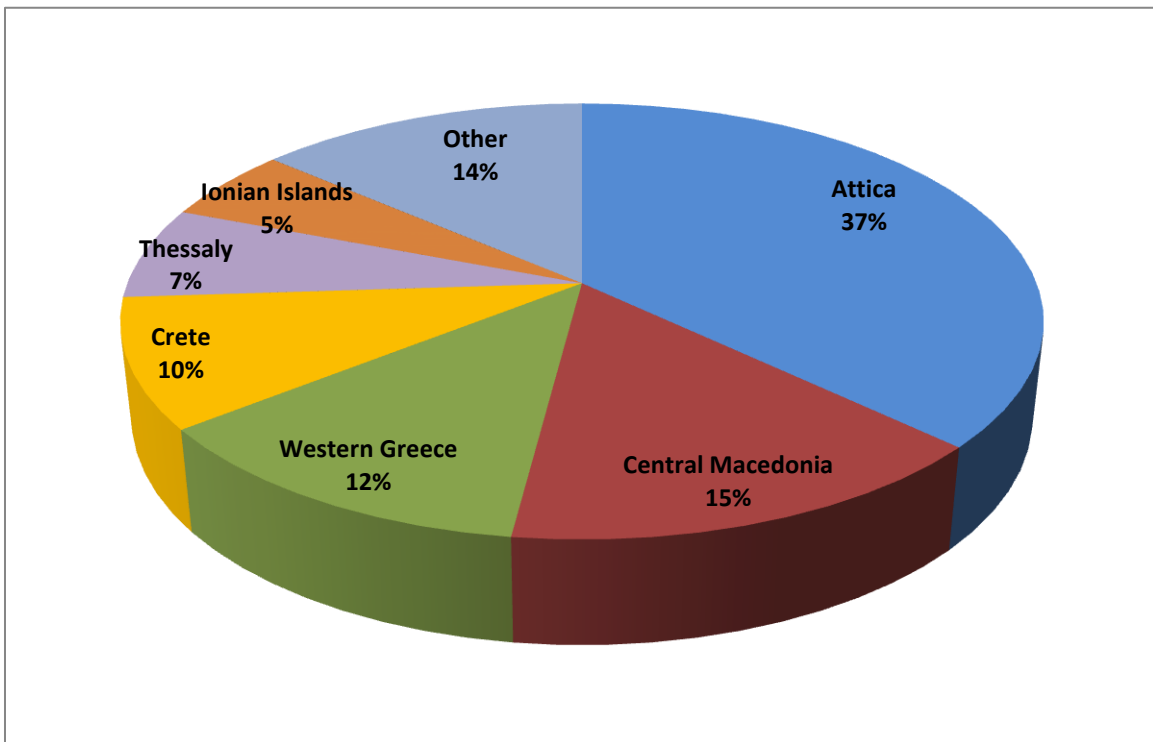


Figure 5. Emigration after 2010 by region of origin of the emigrant
Source: HO survey

Income of the household	Family without an emigrant	Family with an emigrant						
		-1959	1960-1969	1970-1979	1980-1989	1990-1999	2000-2009	2010-2015
Very high	2%	0%	5%	12%	4%	4%	11%	9%
High	6%	29%	5%	0%	4%	17%	5%	6%
Middle	25%	43%	26%	8%	26%	29%	37%	26%
Middle to low	40%	14%	31%	42%	43%	29%	32%	31%
Low to very low	26%	14%	33%	38%	22%	21%	16%	28%
Total	100%	100%	100%	100%	100%	100%	100%	100%

Table 3. Emigration per decade by the income category of the household of the emigrant

Source: HO survey

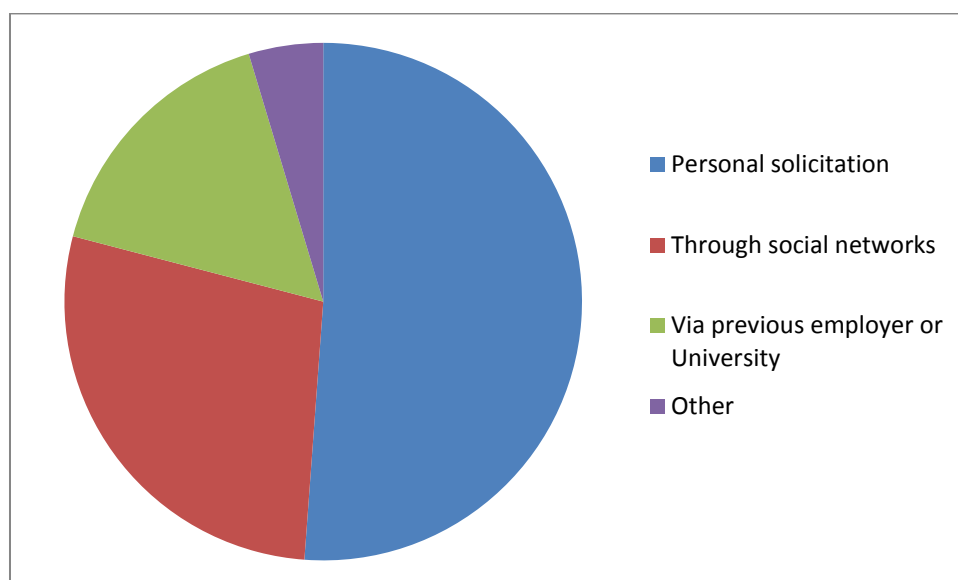


Figure 6. Ways of accessing employment abroad for the post Crisis emigrants

Source: HO survey

Decade of Emigration	Unemployed	Non Unemployed
1960-1969	23%	77%
1970-1979	27%	73%
1980-1989	31%	69%
1990-1999	17%	83%
2000-2009	27%	73%
2010-2015	51%	49%

Table 4. Share of emigrants being unemployed at the time directly before emigration per decade

Source: HO survey

Decade of Emigration	Below 30 yrs old	Older than 30 yrs old
-1969	90%	10%
1970-1979	95%	5%
1980-1989	89%	11%
1990-1999	83%	17%
2000-2009	72%	28%
2010-2019	54%	46%

Table 5. The age of the emigrants at the time of emigration per decade

Source: HO survey

Decade of Emigration	Sending remittances to Greece	Receiving money from Greece	Neither sending nor receiving money	
-1969		67%	5%	28%
1970-1979		34%	0%	66%
1980-1989		43%	10%	48%
1990-1999		27%	12%	62%
2000-2009		24%	10%	67%
2010-2019		18%	14%	68%

Table 6. The flow of remittances per decade of emigration

Source: HO survey

3.2 THE SURVEY QUESTIONNAIRE

ΜΟΝΑΔΑ ΕΡΕΥΝΩΝ ΚΟΙΝΗΣ ΓΝΩΜΗΣ ΚΑΙ ΑΓΟΡΑΣ ΠΑΝΕΠΙΣΤΗΜΙΟΥ ΜΑΚΕΔΟΝΙΑΣ

Καλημέρα/Καλησπέρα σας,

Τηλεφωνούμε από το Πανεπιστήμιο Μακεδονίας. Το Πανεπιστήμιο διεξάγει μία πανελλαδική έρευνα καταγραφής των χαρακτηριστικών της μετανάστευσης από την Ελλάδα. Η έρευνα χρηματοδοτείται από το LSE (London School of Economics). Ο τηλεφωνικός σας αριθμός έχει επιλεγεί τυχαία μέσω συστήματος επιλογής τυχαίων αριθμών και δεν είναι γνωστός σε κανέναν. Θα μπορούσα να σας απασχολήσω για λίγα λεπτά προκειμένου να απαντήσετε σε μερικές ερωτήσεις;

Σας ευχαριστώ πολύ. Σας ενημερώνω ότι οι απαντήσεις σας θα παραμείνουν απόρρητες και θα χρησιμοποιηθούν αποκλειστικά για την παρουσίαση αθροιστικών στοιχείων. Σας ενημερώνω επίσης ότι επιστημονικά υπεύθυνος για τη διεξαγωγή της έρευνας αυτής είναι ο Καθηγητής του Πανεπιστημίου Μακεδονίας κ. Λόης Λαμπριανίδης.

Ερωτηματολόγιο

Γενικά στοιχεία ατόμου

1. Οικισμός στον οποίο ζείτε*

2. Φύλο *

Άνδρας,

Γυναίκα.....

3. Έτος Γέννησης (ενήλικοι μόνο) *

4. Ποιας χώρας είστε πολίτης; *

_____ Χώρα

5. Οικογενειακή κατάσταση

Άγαμος

Έγγαμος.....

Σε διάσταση.....

Διαζευγμένος.....

Χήρος.....

"Ελεύθερη συμβίωση"

Δ/Ξ.....

Δ/Α.....

EXTRA 0: Πόσα άτομα κατοικούν στο νοικοκυριό σας; ΜΑΖΙ ΜΕ ΕΣΑΣ

6. Ποια άτομα περιλαμβάνει το νοικοκυριό σας;

(περιλαμβάνονται αυτοί που μένουν στο ίδιο σπίτι και οι φαντάροι. ΔΕΝ συμπεριλαμβάνουμε τα παιδιά σας που ζουν σε άλλο σπίτι στην Ελλάδα)

ΕΙΜΑΙ ΕΓΩ ΚΑΙ:

Μέλη νοικοκυριού με βάση τον ερωτώμενο:

- Ο σύζυγος μου:
- Η σύζυγος μου:
- Ο Πατέρας μου:
- Η Μητέρα μου:
- Ο Γιος μου:
- Ο Γιος μου:
- Ο Γιος μου:
- Η Κόρη μου:
- Η Κόρη μου:
- Η Κόρη μου:
- Σύζυγος κόρης/ γιού:
- Εγγονός/ή:
-

Μετανάστευση

7. Χώρα κατοικίας της μητέρας σας κατά τη γέννηση σας (Συμπληρώνουμε ακόμη και αν δεν ζει)

Α

Από Έλληνες γονείς

8. Σκέφτεστε να μεταναστεύσετε στο εξωτερικό εσείς ή κάποιο άλλο μέλος του νοικοκυριού σας σε άλλη περιοχή μέσα στον επόμενο χρόνο;

ΝΑΙ..... →
ΟΧΙ..... → 13
Δ/Ξ..... → 13
Δ/Α..... → 13

9. Εάν ΝΑΙ ποιο/ά μέλη του νοικοκυριού;

(Απαντήσεις με βάση τη κατηγοριοποίηση της ερώτησης 6)

- Ο σύζυγος μου:
 - Η σύζυγος μου:
 - Ο Πατέρας μου:
 - Η Μητέρα μου:
 - Ο Γιος μου:
 - Ο Γιος μου:
 - Ο Γιος μου:
 - Η Κόρη μου:
 - Η Κόρη μου:
 - Η Κόρη μου:
 - Σύζυγος κόρης/ γιού:
 - Εγγονός/ή:
-

10. Για ποιο λόγο; (να αναφέρετε τον σημαντικότερο)
 ευκαιρίες εργασίας/επαγγελματική ανέλιξη
 ποιότητα περιβάλλοντος
 ποιότητα υπηρεσιών.....
 Καλύτερη ποιότητα ζωής.....
 Αδυναμία να ανταπεξέλθω στις οικονομικές
 υποχρεώσεις μου5
 επανασύνδεση οικογένειας.....
 εκπαίδευση παιδιών
 κοντά στους δικούς μου (συγγενείς, φίλους).....
 Σύναψη σχέσης.....
 Σπουδές

 Δ/Ξ.....
 Δ/Α.....

11. Σε ποιά πόλη/χώρα σκέφτεστε να πάτε;

_____ Πόλη /Χώρα
 Δ/Ξ.....
 Δ/Α.....

12. Για ποιο λόγο σκέφτεστε να πάτε σε αυτή τη χώρα/πόλη

- Έχω γνωστούς/ συγγενείς
- Έχω βρει δουλειά
- Υπάρχουν ευκαιρίες απασχόλησης
- Άλλος ποιός;

13. Είχατε ποτέ διαμείνει σε άλλη χώρα;

ΝΑΙ.....
 ΟΧΙ.....
 Δ/Ξ.....
 Δ/Α.....

14. Έχετε κάποιον από την ΠΥΡΗΝΙΚΗ ΣΑΣ ΟΙΚΟΓΕΝΕΙΑ που μετανάστευσε στο εξωτερικό; (να τον αναφέρετε ακόμη και εάν έχει επιστρέψει – ακόμη και εάν δεν ζούσε πριν μέσα στο σπίτι σας)

ΝΑΙ.....
 ΟΧΙ..... → **88**
 Δ/Ξ..... → **88**
 Δ/Α..... → **88**

Μετανάστευση 1^{ου} μέλους πυρηνικής οικογένειας

Εάν στην **13 ΝΑΙ** τότε ρωτάμε πρώτα αυτόν που μας απαντά στο τηλέφωνο

15. Τι σχέση έχετε με αυτόν που μετανάστευσε, είστε:

- Ο ΙΔΙΟΣ / Η ΙΔΙΑ
- ο πατέρας του / η μητέρα του
- ο/η σύζυγος του
- ο/η αδερφός/ή του
- το παιδί του

16. Σε ποιες χώρες – πόλεις έζησε σαν μετανάστης;

(ΠΧ: 1980 ΒΕΡΟΛΙΝΟ, 1983 ΝΤΥΣΕΛΝΤΟΡΦ)

ΕΤΟΣ	Πόλη

17. Για ποιό λόγο επέλεξε να πάει σε αυτή τη χώρα/πόλη

- Έχω γνωστούς/ συγγενείς
- Έχω βρει δουλειά
- Υπάρχουν ευκαιρίες απασχόλησης
- Άλλος ποιός;

ΠΡΙΝ ΦΥΓΕΙ

18. Σε ποια ΗΛΙΚΙΑ μετανάστευσε; (ΑΝ ΓΕΝΝΗΘΗΚΕ ΕΞΩ, ΤΟ ΔΗΛΩΝΟΥΜΕ)

_____ Έτη
Δ/Ξ..... -1
Δ/Α..... -2

19. Ποια ΧΡΟΝΙΑ μετανάστευσε;

_____ Έτος
Δ/Ξ..... -1
Δ/Α..... -2

20. Πώς κρίνετε εσείς τη μετανάστευση του/της (τη δική σας μετανάστευση)

Θετικά: (λόγος) _____

Αρνητικά: (λόγος) _____

Τίποτα από τα δύο

Δ/Ξ.....
Δ/Α.....

21. Τι σπουδές είχε κάνει πριν φύγει;

ΑΝΟΙΚΤΗ ΕΡΩΤΗΣΗ: Υψηλότερο επίπεδο και αντικείμενο αν υπάρχει. Εάν απαντά για τον εαυτό του την έχουμε την απάντηση

Δ/Ξ.....

Δ/Α.....

22. Ποια ήταν η τελευταία δουλειά στην οποία εργάστηκε πριν μεταναστεύσει;

ΑΝΟΙΚΤΗ ΕΡΩΤΗΣΗ: Πρέπει να καταλάβουμε τόσο κλάδο όσο και θέση στην εργασία (εργοδότης, αυτοαπασχολούμενος, μισθωτός, βοηθός σε οικογ. Επιχείρηση, δημόσιος υπάλληλος κλπ)

Καμία _____

Δ/Ξ.....

Δ/Α.....

23. Είχε προοπτική εξέλιξης στη συγκεκριμένη δουλειά;

ΝΑΙ.....

ΟΧΙ.....

Δ/Ξ.....

Δ/Α.....

24. Ήταν άνεργος την περίοδο ακριβώς πριν μεταναστεύσει;

ΝΑΙ.....

ΟΧΙ.....

Δ/Ξ.....

Δ/Α.....

25. Για πόσο καιρό (να δηλωθεί αν πρόκειται για ΜΗΝΕΣ ή ΧΡΟΝΙΑ)

26. Γιατί μετανάστευσε;

ευκαιρίες εργασίας/επαγγελματική ανέλιξη.....

ποιότητα περιβάλλοντος.....

ποιότητα υπηρεσιών.....

Καλύτερη ποιότητα ζωής.....

Αδυναμία να ανταπεξέλθω στις οικονομικές υποχρεώσεις μου.....5

επανάσυνδεση οικογένειας.....

εκπαίδευση παιδιών.....

κοντά στους δικούς μου (συγγενείς, φίλους).....

Σύναψη σχέσης.....

Σπουδές

Άλλο ποιό;

Δ/Ξ.....

Δ/Α.....

Στη χώρα που μετανάστευσε:

27. Ποια ήταν η πρώτη του δουλειά

28. Σε πόσο χρόνο βρήκε τη πρώτη του δουλειά

29. Ποιά είναι η τωρινή (ποια ήταν η κύρια δουλειά του εάν έχει επιστρέψει) του εργασία στο εξωτερικό

30. Η δουλειά που έχει (είχε) είναι (ήταν) αντίστοιχη των προσόντων του;

31. Πώς βρήκε δουλειά εκεί

32. Είχε ανθρώπους που τον/την στήριξαν στη χώρα που πήγε;

ΝΑΙ.....

ΟΧΙ.....

→ 35

Δ/Ξ.....

Δ/Α.....

33. Εάν ΝΑΙ ποιοι τον/την στήριξαν :

- Συντοπίτες
- Συγγενείς
- Φίλοι
- Άλλοι ποιοί;

-

34. Σε τι τον βοήθησαν τα δίκτυα του για:

- Να μείνει σε κάποιο σπίτι
- Να ξεμπλέξει με τη γραφειοκρατία (ανοίξει λογαριασμό σε τράπεζα, συμβόλαιο για ενοίκιαση σπιτιού κλπ)
- Να βρει δουλειά
- Άλλο τι;

-

35. Εάν έχει σύντροφο είναι:

- Έλληνας /ίδα

- ΟΧΙ

Δ/Ξ..... -1

Δ/Α..... -2

36. Πού μένει ο/η σύντροφος

- Μαζί του/της
- Ελλάδα
- Σε άλλη πόλη στην ίδια χώρα
- Σε άλλη χώρα

37. Έχει παιδιά;

ΝΑΙ.....

ΟΧΙ.....

Δ/Ξ.....

Δ/Α.....

.....

38. Εάν ΝΑΙ πού μένουν τα παιδιά του

- Μαζί του/της
- Ελλάδα
- Σε άλλη πόλη στην ίδια χώρα
- Σε άλλη χώρα

39. Πήρε κάποιο επιπλέον πτυχίο ενώ είναι (ήταν) στο εξωτερικό;

ΝΑΙ.....

ΟΧΙ.....

Δ/Ξ.....

Δ/Α.....

40. Εάν ΝΑΙ τι πτυχίο πήρε;

- απόκτησε πτυχίο πανεπιστημίου
- απόκτησε μεταπτυχιακό δίπλωμα
- απόκτησε διδακτορικό
-

41. Όσο εργάζεται (εργαζόταν) στο εξωτερικό:

- έστειλε χρήματα στην Ελλάδα
- του στέλνατε χρήματα για να συμπληρώσει το εισόδημα του
- τίποτε από τα δυο

Ο/η μετανάστης Επέστρεψε στην Ελλάδα

EXTRA 1: Ο μετανάστης έχει επιστρέψει στην Ελλάδα;

-ΝΑΙ

-ΟΧΙ

42. Ποια χρονιά επέστρεψε

43. Σε ποιά ηλικία επέστρεψε

44. Επέστρεψαν όλα τα μέλη της οικογένειας που ζούσαν στο εξωτερικό (ο/η σύντροφος, παιδί κλπ –ερωτ. 35 - 38)

- ΝΑΙ
- ΟΧΙ

45. Σε ποιό οικισμό εγκαταστάθηκε μετά την επιστροφή του

46. Γιατί πιστεύετε πως επέστρεψε;

- Αδυναμία εύρεσης δουλειάς στο εξωτερικό
- Λόγω συνταξιοδότησης
- Ηλικιωμένοι/άρρωστοι γονείς
- Ευκαιρίες απασχόλησης στην Ελλάδα
- Νόστος, φίλοι, οικογενειακός κύκλος
- Ποιότητα ζωής
- Περιβάλλον/κλίμα
- Σύναψη σχέσης
- Οικογενειακή επανένωση
- Άλλο

47. Πώς εκλαμβάνετε την επιστροφή του;

- Περισσότερο ως επιτυχία
- Περισσότερο ως αποτυχία
- Τίποτα από τα δύο
- Δ/Ξ.....
- Δ/Α.....

48. Δουλεύει/ψε στην Ελλάδα μετά την επιστροφή του;

- Τι δουλειά κάνει/έκανε
- ο μισθός του στην Ελλάδα τι % του μισθού του στο εξωτερικό είναι

49. Μήπως έφυγε ξανά στο εξωτερικό μετά την επιστροφή του στην Ελλάδα;

ΝΑΙ.....
ΟΧΙ.....
Δ/Ξ.....
Δ/Α.....

50. Εάν ΝΑΙ γιατί πιστεύετε πως έφυγε ξανά στο εξωτερικό;

- Δεν έβρισκε δουλειά
- Απογοητεύθηκε από τις συνθήκες ζωής στην Ελλάδα
- Ά

51. Έχετε και δεύτερο άτομο από την πυρηνική σας οικογένεια που μετανάστευσε;

ΝΑΙ.....
ΟΧΙ..... → 88
Δ/Ξ..... → 88
Δ/Α..... → 88

Μετανάστευση 2^{ου} μέλους πυρηνικής οικογένειας

52. Τι σχέση έχετε με αυτόν που μετανάστευσε, είστε:

- ο ίδιος / η ίδια
- ο πατέρας του / η μητέρα του
- ο/η σύζυγος του
- ο/ η αδερφός/ή του
- ο γιος/η κόρη

53. Σε ποιες χώρες – πόλεις έζησε σαν μετανάστης

Χώρα/έτος	Πόλη1	Πόλη2	Πόλη3	Πόλη4

54. Για ποιό λόγο επέλεξε να πάει σε αυτή τη χώρα/πόλη

- Έχω γνωστούς/ συγγενείς
- Έχω βρει δουλειά
- Υπάρχουν ευκαιρίες απασχόλησης
-

ΠΡΙΝ ΦΥΓΕΙ

55. Σε ποια ηλικία μετανάστευσε;

Δ/Ξ.....
Δ/Α.....

56. Ποια χρονιά μετανάστευσε;

_____ Έτος
Δ/Ξ..... -1
Δ/Α..... -2

57. Πώς κρίνετε εσείς τη μετανάστευση του/της (τη δική σας μετανάστευση)

Θετικά: (λόγος) _____

Αρνητικά: (λόγος) _____

Τίποτα από τα δύο

Δ/Ξ.....
Δ/Α.....

58. Τι σπουδές είχε κάνει πριν φύγει;

ΑΝΟΙΚΤΗ ΕΡΩΤΗΣΗ: Υψηλότερο επίπεδο και αντικείμενο αν υπάρχει. Εάν απαντά για τον εαυτό του την έχουμε την απάντηση

_____ Σπουδές

Δ/Ξ..... -1

Δ/Α.....

-2

59. Ποια ήταν η τελευταία δουλειά στην οποία εργάστηκε πριν μεταναστεύσει;

ΑΝΟΙΚΤΗ ΕΡΩΤΗΣΗ: Πρέπει να καταλάβουμε τόσο κλάδο όσο και θέση στην εργασία (εργοδότης, αυτοαπασχολούμενος, μισθωτός, βοηθός σε οικογ. Επιχείρηση, δημόσιος υπάλληλος κλπ)

Καμία.....

1

Δ/Ξ.....

-1

Δ/Α.....

-2

60. Είχε προοπτική εξέλιξης στη συγκεκριμένη δουλειά;

ΝΑΙ.....

1

ΟΧΙ.....

2

Δ/Ξ.....

-1

Δ/Α.....

-2

61. Ήταν άνεργος την περίοδο ακριβώς πριν μεταναστεύσει

ΝΑΙ.....

1

ΟΧΙ.....

2

Δ/Ξ.....

-1

Δ/Α.....

-2

62. Για πόσο καιρό

63. Γιατί μετανάστευσε;

ευκαιρίες εργασίας/επαγγελματική ανέλιξη.....

1

ποιότητα περιβάλλοντος.....

2

ποιότητα υπηρεσιών.....

3

Καλύτερη ποιότητα ζωής.....

4

Αδυναμία να ανταπεξέλθω στις οικονομικές υποχρεώσεις μου.....

5

επανασύνδεση οικογένειας.....

6

εκπαίδευση παιδιών.....

7

κοντά στους δικούς μου (συγγενείς, φίλους).....

8

Σύναψη σχέσης.....

9

Σπουδές

10

11

Δ/Ξ.....

-1

Δ/Α.....

-2

Στη χώρα που μετανάστευσε:

64. Ποια ήταν η πρώτη του δουλειά

65. Σε πόσο χρόνο βρήκε τη πρώτη του δουλειά

66. Ποιά είναι η τωρινή (ποια ήταν η κύρια δουλειά του εάν έχει επιστρέψει) του εργασία στο εξωτερικό

67. Η δουλειά που έχει (είχε) είναι (ήταν) αντίστοιχη των προσόντων του;

68. Πώς βρήκε δουλειά εκεί

69. Είχε ανθρώπους που τον/την στήριξαν στη χώρα που πήγε;

ΝΑΙ.....	1	
ΟΧΙ.....	2	→ 72
Δ/Ξ.....	-1	
Δ/Α.....	-2	

70. Εάν ΝΑΙ ποιοι τον/την στήριξαν :

- Συντοπίτες
- Συγγενείς
- Φίλοι
- Άλλοι ποιοί;
-

71. Σε τι τον βοήθησαν τα δίκτυα του για:

- Να μείνει σε κάποιο σπίτι
- Να ξεμπλέξει με τη γραφειοκρατία (ανοίξει λογαριασμό σε τράπεζα, συμβόλαιο για ενοικίαση σπιτιού κλπ)
- Να βρει δουλειά
- Άλλ
-

72. Εάν έχει σύντροφο είναι:

- Έλληνας /ίδα
 - ΟΧΙ
- | | |
|----------|----|
| Δ/Ξ..... | -1 |
| Δ/Α..... | -2 |

73. Πού μένει ο/η σύντροφος

- Μαζί του/της
- Ελλάδα
- Σε άλλη πόλη στην ίδια χώρα
- Σε άλλη χώρα

74. Έχει παιδιά;

ΝΑΙ.....	1
ΟΧΙ.....	2
Δ/Ξ.....	-1
Δ/Α.....	-2
.....	

75. Εάν ΝΑΙ πού μένουν τα παιδιά του

- Μαζί του/της
- Ελλάδα
- Σε άλλη πόλη στην ίδια χώρα
- Σε άλλη χώρα

76. Πήρε κάποιο επιπλέον πτυχίο ενώ είναι (ήταν) στο εξωτερικό;

ΝΑΙ.....	1
ΟΧΙ.....	2
Δ/Ξ.....	-1
Δ/Α.....	-2

77. Εάν ΝΑΙ τι πτυχίο πήρε;

- απόκτησε πτυχίο πανεπιστημίου
- απόκτησε μεταπτυχιακό δίπλωμα
- απόκτησε διδακτορικό

-

78. Όσο εργάζεται (εργαζόταν) στο εξωτερικό:

- έστειλε χρήματα στην Ελλάδα
- του στέλνατε χρήματα για να συμπληρώσει το εισόδημα του
- Τίποτε από τα δυο

Ο/η μετανάστης Επέστρεψε στην Ελλάδα

EXTRA 1: Ο μετανάστης έχει επιστρέψει στην Ελλάδα;

-ΝΑΙ

-ΟΧΙ -> 88

79. Ποια χρονιά επέστρεψε

80. Σε ποιά ηλικία επέστρεψε

81. Επέστρεψαν όλα τα μέλη της οικογένειας που ζούσαν στο εξωτερικό (ο/η σύντροφος, παιδί κλπ –ερώτ. 35 - 38)

- ΝΑΙ
- ΟΧΙ

82. Σε ποιό οικισμό εγκαταστάθηκε μετά την επιστροφή του

83. Γιατί πιστεύετε πως επέστρεψε;

- Αδυναμία εύρεσης δουλειάς στο εξωτερικό
- Λόγω συνταξιοδότησης

- Ηλικιωμένοι/άρρωστοι γονείς
- Ευκαιρίες απασχόλησης στην Ελλάδα
- Νόστος, φίλοι, οικογενειακός κύκλος
- Ποιότητα ζωής
- Περιβάλλον/κλίμα
- Σύναψη σχέσης
- Οικογενειακή επανένωση
- Άλλο

84. Πώς εκλαμβάνετε την επιστροφή του;

- Περισσότερο ως επιτυχία
- Περισσότερο ως αποτυχία
- Τίποτα από τα δύο
- Δ/Ξ..... - -1
- Δ/Α..... - -2

85. Δουλεύει/ψε στην Ελλάδα μετά την επιστροφή του;

- Τι δουλειά κάνει/έκανε
- ο μισθός του στην Ελλάδα τι % του μισθού του στο εξωτερικό είναι

86. Μήπως έφυγε ξανά στο εξωτερικό μετά την επιστροφή του στην Ελλάδα;

- ΝΑΙ..... 1
- ΟΧΙ..... 2
- Δ/Ξ..... -1
- Δ/Α..... -2

87. Εάν ΝΑΙ γιατί πιστεύετε πως έφυγε ξανά στο εξωτερικό;

- Δεν έβρισκε δουλειά
- Απογοητεύθηκε από τις συνθήκες ζωής στην Ελλάδα
- Άλλο

EXTRA FINAL: Έχετε και τρίτο άτομο από την πυρηνική σας οικογένεια που να μετανάστευσε;

- ΝΑΙ.....1
- ΟΧΙ.....2 -> 88

Επίπεδο διαβίωσης του νοικοκυριού

Εκπαίδευση

88. Ποια είναι η ανώτερη βαθμίδα εκπαίδευσης που έχετε ολοκληρώσει;

- Διδακτορικό 1
- Μάστερ 2
- Πτυχίο ΑΕΙ 3
- Δεν ολοκλήρωσα Πτυχίο ΑΕΙ 4
- Πτυχίο ΤΕΙ, ΚΑΤΕ, ΚΑΤΕΕ, Ανώτερης Σχολής και Εκκλησιαστικής εκπ/σης 5

Δεν ολοκλήρωσα Πτυχίο ΤΕΙ, ΚΑΤΕ, ΚΑΤΕΕ, Ανώτερης Σχολής και Εκκλησιαστικής εκπ/σης	6
Πτυχίο Μεταδευτεροβάθμιας Εκπαίδευσης (ΙΕΚ, Κολέγια κλπ)	7
Απολυτήριο Γεν. Λυκείου ή δτάξιου Γυμνασίου ή ΕΠΛ	8
Πτυχίο ΤΕΛ	9
Πτυχίο ΤΕΣ	10
Απολ. 3τάξιου Γυμνασίου	11
Απολυτήριο Δημοτικού	12
Φοιτά στο Δημοτικό	13
Μερικές τάξεις του Δημοτικού	14
Δεν γνωρίζει γραφή και ανάγνωση	15
Δ/Ξ.....	-1
Δ/Α.....	-2

89. Αντικείμενο της τελευταίας μετά το λύκειο εκπαίδευσης.

_____	Τι σπούδασε;
Δ/Ξ.....	-1
Δ/Α.....	-2

90. Εάν έχει σύζυγο (να υπολογιστεί από ερώτηση 6), ποιά είναι η ανώτερη βαθμίδα εκπαίδευσης που έχει ολοκληρώσει ο/η σύζυγος σας;

Διδακτορικό	1
Μάστερ	2
Πτυχίο ΑΕΙ	3
Δεν ολοκλήρωσα Πτυχίο ΑΕΙ	4
Πτυχίο ΤΕΙ, ΚΑΤΕ, ΚΑΤΕΕ, Ανώτερης Σχολής και Εκκλησιαστικής εκπ/σης	5
Δεν ολοκλήρωσα Πτυχίο ΤΕΙ, ΚΑΤΕ, ΚΑΤΕΕ, Ανώτερης Σχολής και Εκκλησιαστικής εκπ/σης	6
Πτυχίο Μεταδευτεροβάθμιας Εκπαίδευσης (ΙΕΚ, Κολέγια κλπ)	7
Απολυτήριο Γεν. Λυκείου ή δτάξιου Γυμνασίου ή ΕΠΛ	8
Πτυχίο ΤΕΛ	9
Πτυχίο ΤΕΣ	10
Απολ. 3τάξιου Γυμνασίου	11
Απολυτήριο Δημοτικού	12
Φοιτά στο Δημοτικό	13
Μερικές τάξεις του Δημοτικού	14
Δεν γνωρίζει γραφή και ανάγνωση	15
Δ/Ξ.....	-1
Δ/Α.....	-2

91. Αντικείμενο της τελευταίας του/της μετά το λύκειο εκπαίδευσης.

_____	Τι σπούδασε;
Δ/Ξ.....	-1
Δ/Α.....	-2

Απασχόληση

92. Ποια είναι η κύρια ασχολία σας;

Εργαζόμενος	1
Ζητάει εργασία (άνεργος)	2 -> 60
Μαθητής/σπουδαστής	3-> 60
Συνταξιούχος	4-> 60
Εισοδηματίας	5-> 60
Οικιακά	6-> 60
<input type="text"/>	7
Δ/Ξ.....	-1
Δ/Α.....	-2

93. Ποιο είναι το επάγγελμα που κάνετε σήμερα;

ΑΝΟΙΚΤΗ ΕΡΩΤΗΣΗ: Πρέπει να καταλάβουμε τόσο κλάδο όσο και θέση στην εργασία (εργοδότης, αυτοαπασχολούμενος, μισθωτός, βοηθός σε οικογενειακή . Επιχείρηση, δημόσιος υπάλληλος κλπ)

Π.Χ. Ιδιώτης Γιατρός / ιδιοκτήτης βιοτεχνίας παρασκευής τροφίμων / υπάλληλος σε εμπορικό κατάστημα /

Δ/Ξ..... -1

Δ/Α..... -2

94. Στο επάγγελμα σας έχετε υπό την επίβλεψη σας άλλους εργαζόμενους (δεν συμπεριλαμβάνονται άλλα μέλη της οικογένειάς σας)

ΝΑΙ

ΟΧΙ

95. Πόσους εργαζόμενους

96. Μέσα στην περασμένη δεκαετία, υπήρξατε ποτέ άνεργος, για διάστημα μεγαλύτερο των 6 μηνών;

ΝΑΙ..... 1

ΟΧΙ..... 2

Δ/Ξ..... -1

Δ/Α..... -2

97. Εάν έχει σύζυγο στο νοικοκυριό (να υπολογιστεί από ερώτηση 6) ποιο είναι το επάγγελμα που κάνει σήμερα;

ΑΝΟΙΚΤΗ ΕΡΩΤΗΣΗ: Πρέπει να καταλάβουμε τόσο κλάδο όσο και θέση στην εργασία (εργοδότης, αυτοαπασχολούμενος, μισθωτός, βοηθός σε οικογενειακή . Επιχείρηση, δημόσιος υπάλληλος κλπ)

Π.Χ. Ιδιώτης Γιατρός / ιδιοκτήτης βιοτεχνίας παρασκευής τροφίμων / υπάλληλος σε εμπορικό κατάστημα /

Δ/Ξ..... -1

Δ/Α..... -2

98. Ποια είναι η συνολική επιφάνεια της κατοικίας σας σε τετραγωνικά μέτρα;

_____ M² →

Δ/Ξ..... -1

Δ/Α..... -2 →

99. Αριθμός κανονικών δωματίων εκτός κουζίνας

_____ Μ² →

Δ/Ξ..... -1

Δ/Α..... -2 →

100. Αριθμός αυτοκινήτων στη διάθεση του νοικοκυριού:

_____ Μ²

Δ/Ξ..... -1

Δ/Α..... -2

101. Την κατοικία που μένετε τώρα την κατέχετε ως:

Ιδιοκτήτης..... 1

Στεγαστικό Δάνειο..... 2

Ενοικιαστής..... 3

Άλλη ιδιότητα ποιά;..... 4

Δ/Ξ..... -1

Δ/Α..... -2

102. Ποιο είναι κατά προσέγγιση το συνολικό μηνιαίο εισόδημα του νοικοκυριού σας; (περιλαμβάνει εισόδημα από εργασία, συντάξεις, ενοίκια, κλπ)

Λιγότερο από 150€ 150-300€ 300-500€ 500-1000€ 1000-1500€ 1500-2000€ 2000-2500€ 2500-3000€ 3000-5000€ 5000-7500€ 7500-10000€

ΜΗΝΙΑΙΩΣ κατά προσέγγιση () () () () () () () () () () ()

103. Και ποιο είναι το ποσό των δανείων που έχετε σε εκκρεμότητα αυτήν τη στιγμή; Δάνεια που έχετε (πιστωτικές κάρτες στεγαστικά κλπ)

- Δεν οφείλω
- 1.000 ευρώ
- 1.001- 3.000
- 3.001- 5.000
- 5.001- 10.000
- 10.000-20.000
- 20.000-50.000
- > 50.000

___ ΝΟΜΟΣ _____