

# **The impact of the global economic crisis on the labour market and basic social services in Macedonia**

*presentation prepared for the LSEE Research Network on Social Cohesion in SEE – Launch Conference  
The Social Consequences of the Economic Crisis in South Eastern Europe  
14-15 December 2011, London*

Maja Gerovska Mitev, PhD  
Associate Professor  
Institute of Social Work and Social Policy



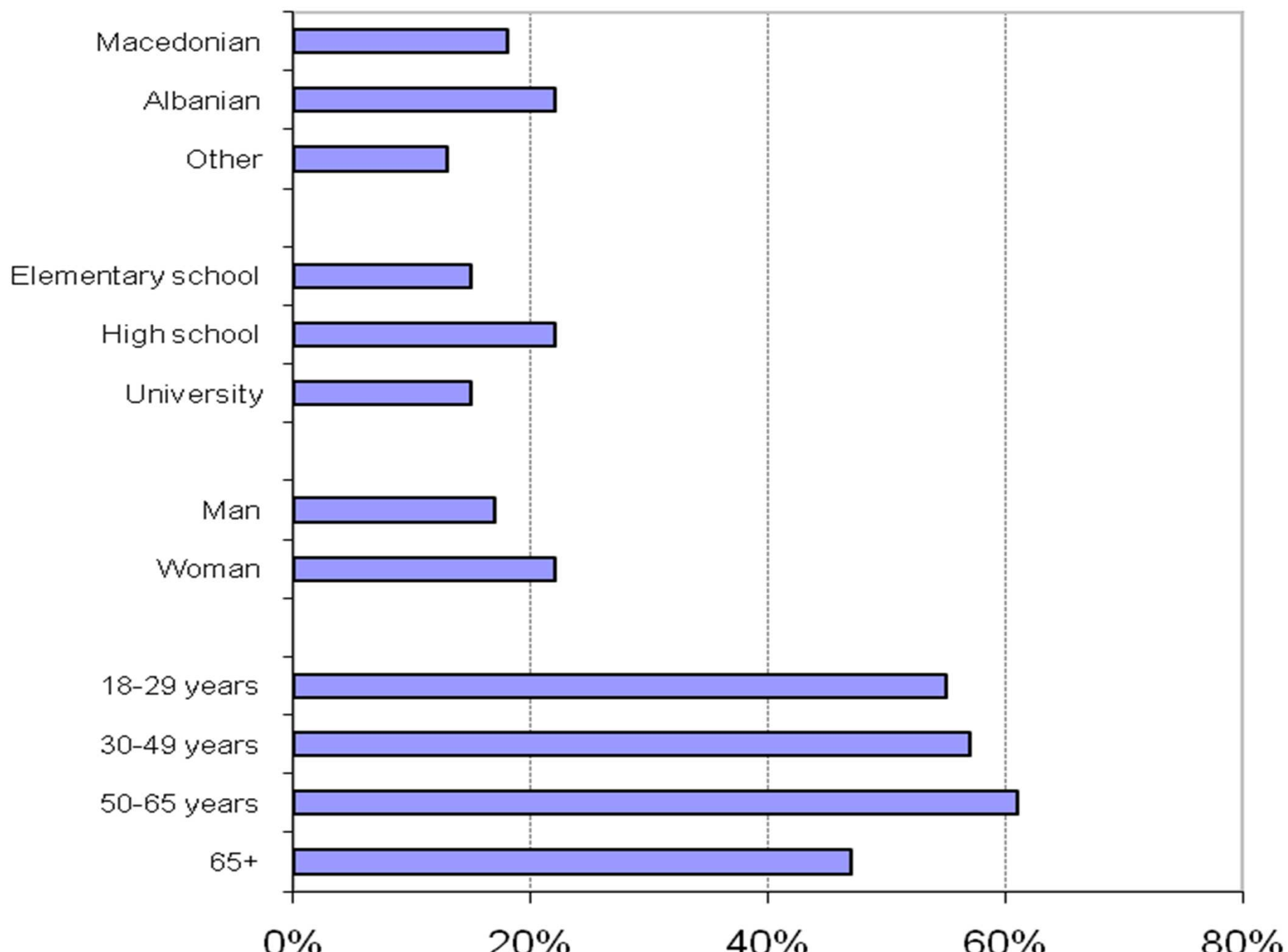
- Mutually reinforcing economic crises: → revolving global financial and economic crisis 2008/09; 2011 → regional (Greece) economic crisis 2010/2011 → continual national economic constraints (since 1991, even before).

<b>UNEMPLOYMENT (LFS + Registered)</b>	<b>2008</b>	<b>2009</b>	<b>2010</b>	<b>2011(II)</b>
Unemployment rate (LFS)	33,8%	32,2%	32%	31,1%
Newly registered unemployed	2.508	2.708	1.837	1.705

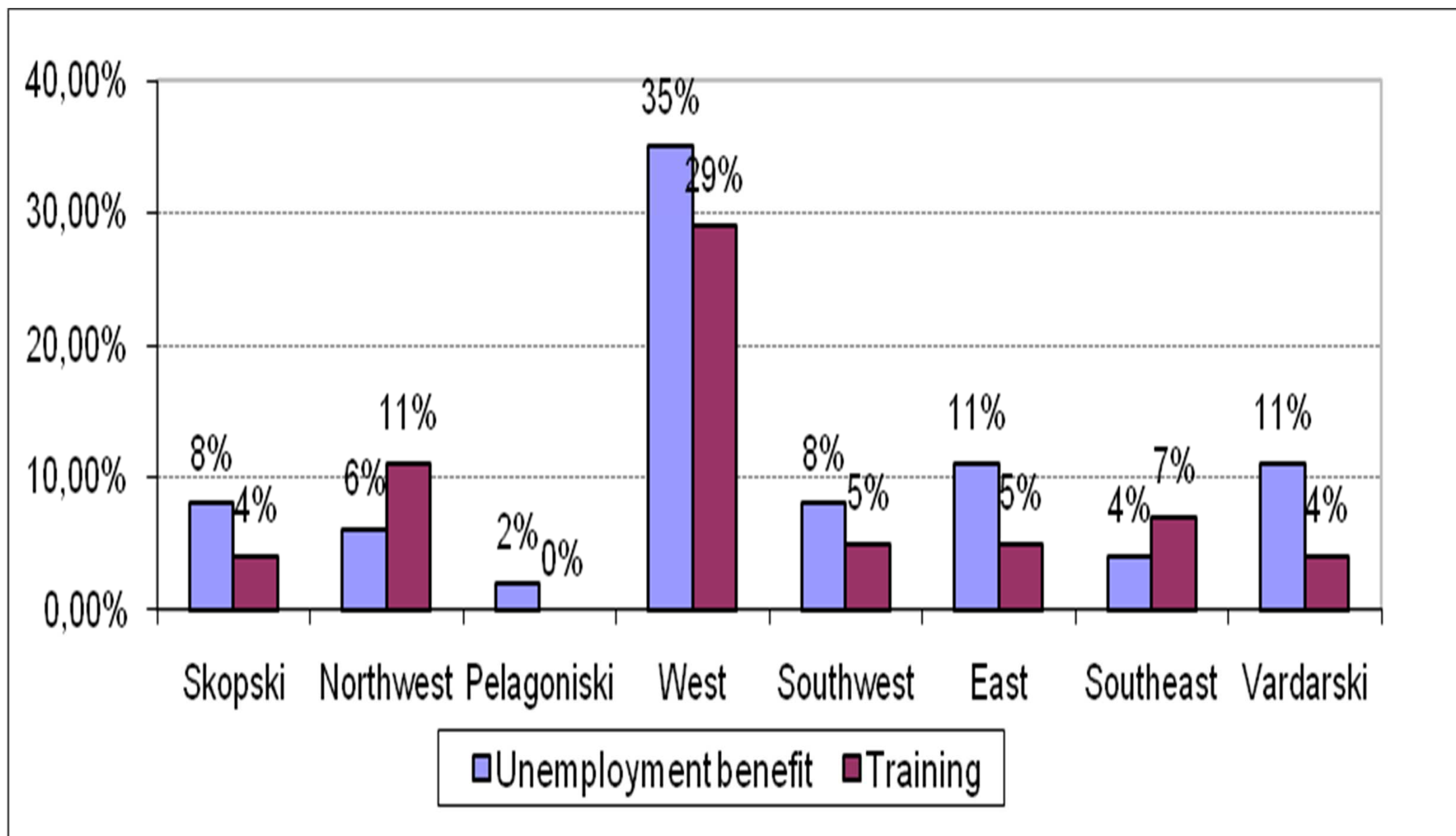
<b>Relative poverty</b>	<b>2008</b>	<b>2009</b>	<b>2010</b>
Overall poverty rate	28,7%	31,1%	30,9%
Pretoria (capital)	12,3%	12,8	9,2%
Other urban areas	44,3%	39,2%	43,7%

- Four packages of anti-crisis measures 2009-2010
- Economic determinism, lack of focus on vulnerable groups and access to services/benefits
- Only two 'social' measures - introduction of the so called "SOS shops" and subsidies for energy poverty;

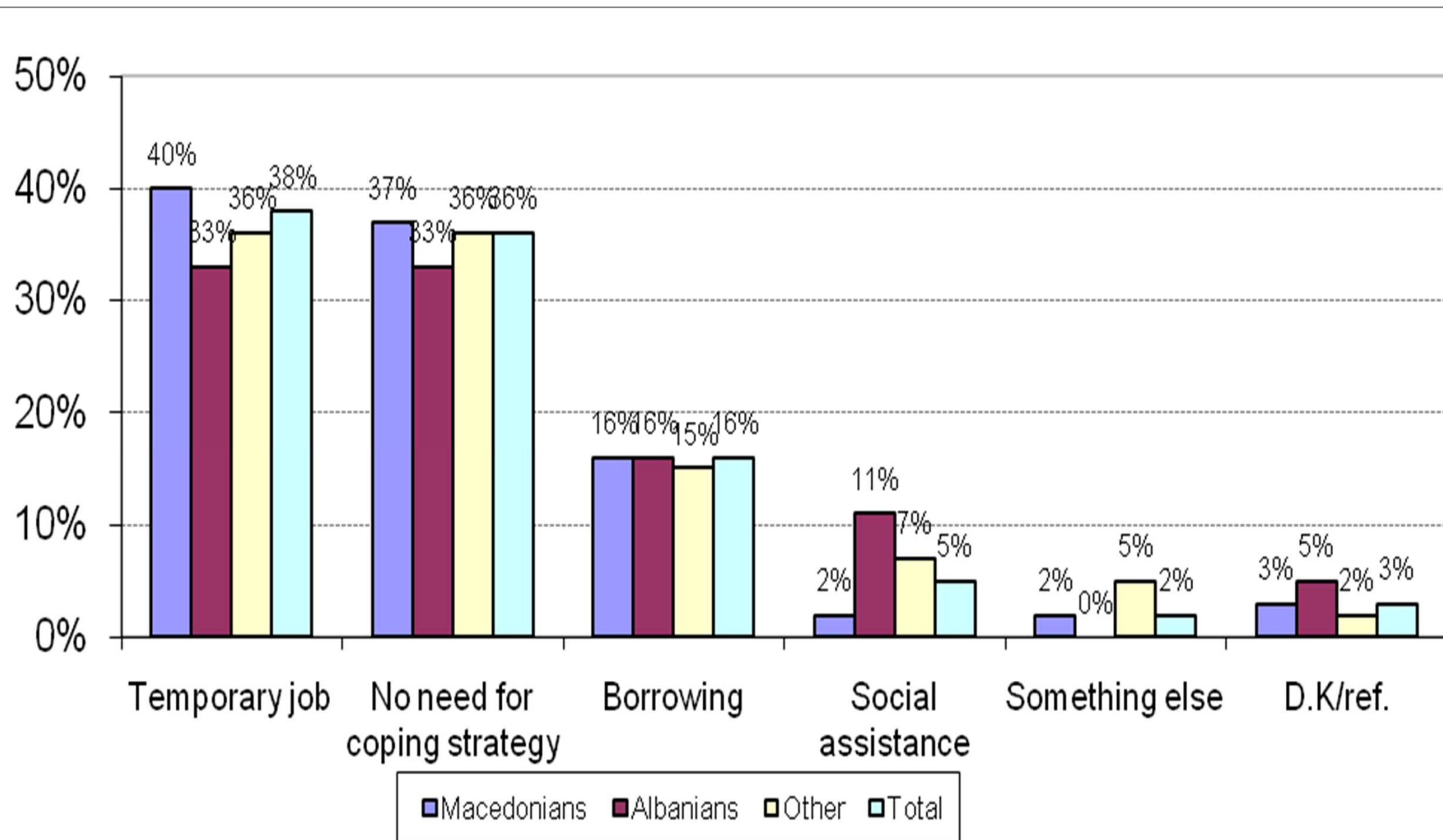
# during the first wave of global economic crisis (2009)



# times of economic constraints



# constraints



# during times of economic constraints

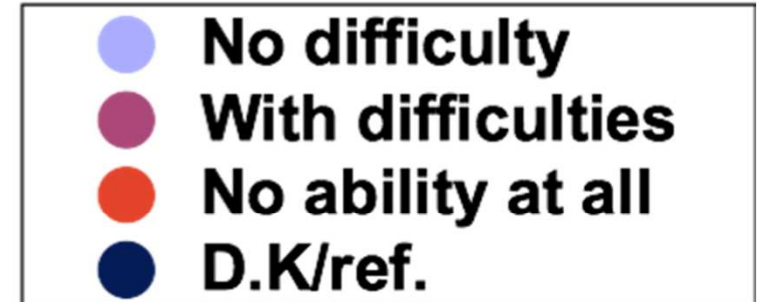
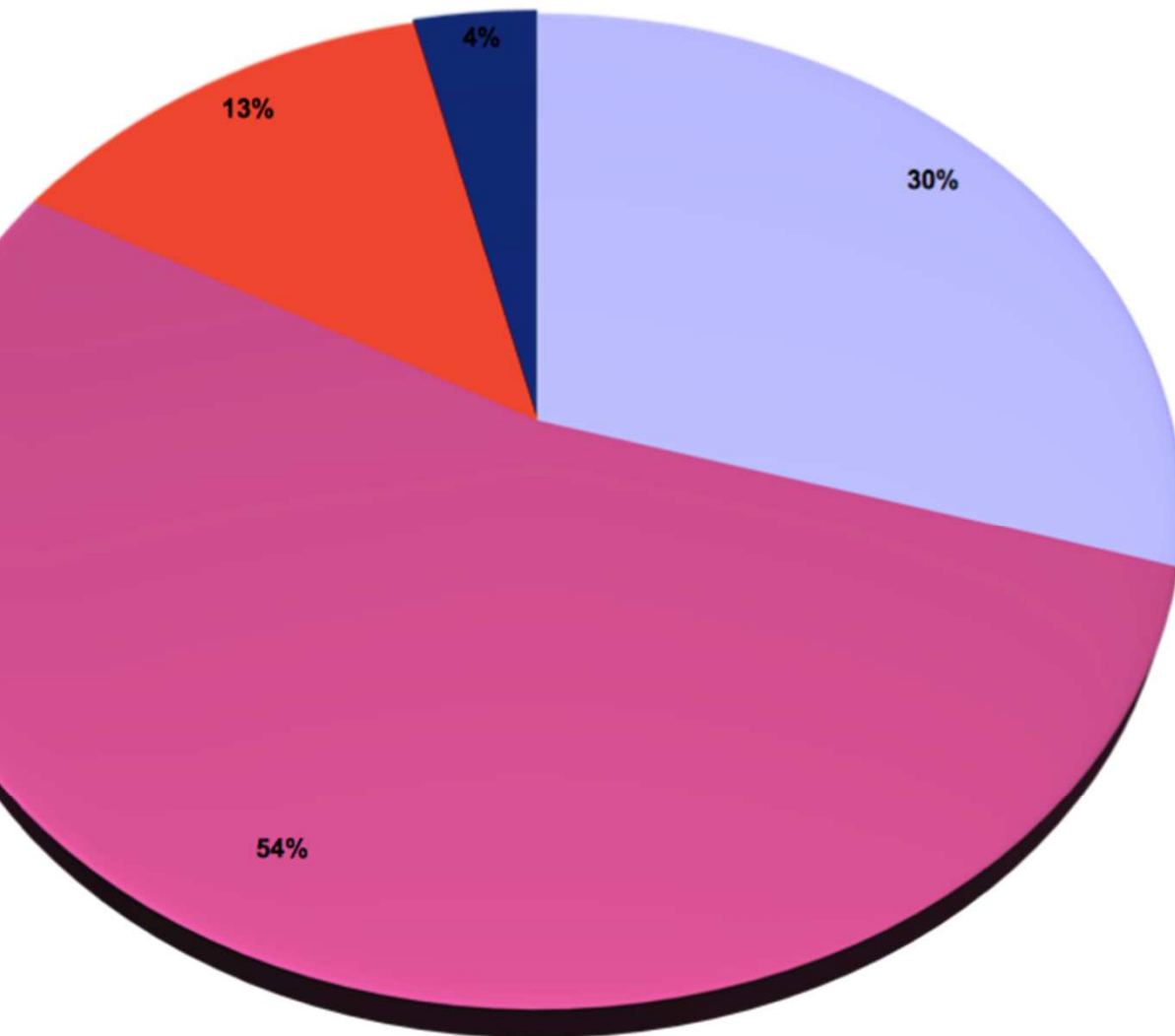
Social assistance beneficiaries	2008	2009	2010
Household head (number of households)	52974	49515	49440

- Continual decrease of numbers of social assistance beneficiaries (due to rigidity of measures)
- Continual increase of unemployment insurance

Unemployment insurance beneficiaries	2008	2009	2010
Total	23565	24648	24263
% of all registered	6,86%	7,22%	7,55%



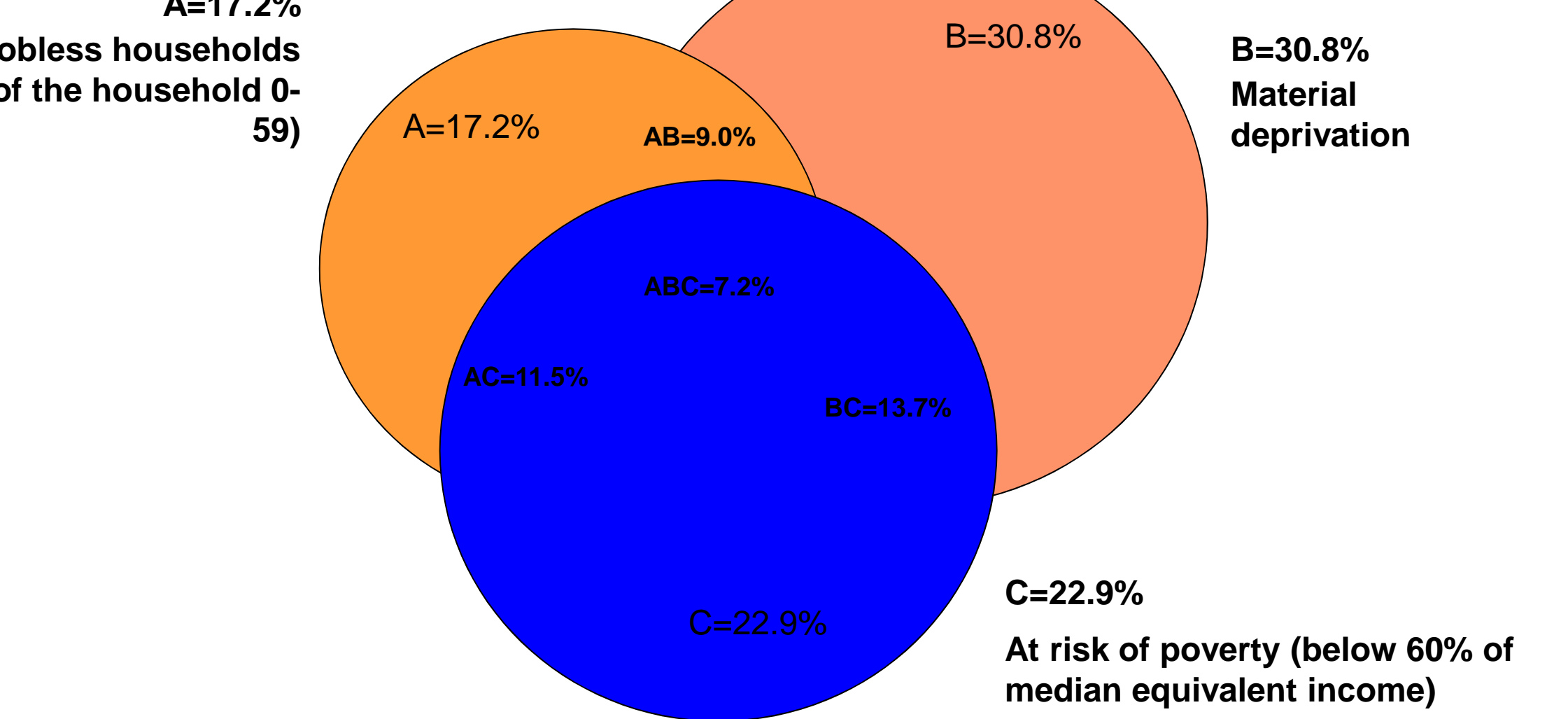
# further education during economic crises



# during times of economic constraints

- 9% lacked health insurance
- 11% of households lacked regular payment for health insurance contributions
- 51% could not afford private health care
- 37% can rarely afford private health care

2020			
	Macedonia 2010	National target	EU 2020 target
employment rate (20-64)	48,1%	55%	75%
with employment rate (15-29)	26,5%	29%	/
with employment rate (15-24)	15,4%	17%	/
employment rate women (15-	34%	42%	/
employment rate older workers (55-64)	34,2%	41%	/
early school leavers	16,2%	14%	10%
persons with completed tertiary education (30-34)	14,2%	19%	40%



11.5% =at risk of poverty + jobless

9.0% =materially deprived + jobless

13.7% =at risk of poverty + materially deprived

\* Source: Preliminary results from FES research on poverty and material deprivation among households in Macedonia published in 2012.