









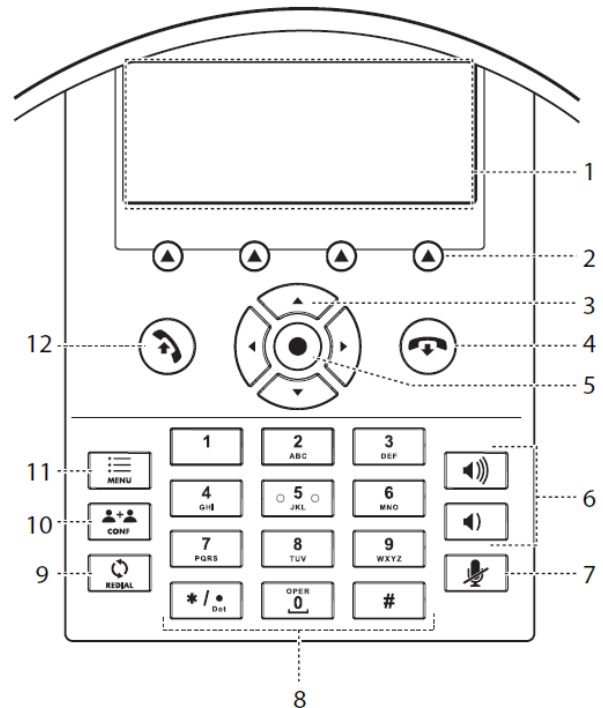



Using the Keypad

1	LCD graphic display
2	Soft keys 
3	Scroll keys 
4	End call key 
5	Select key 
6	Volume keys  
7	Mute key 
8	Dial pad keys
9	Redial key 
10	Conference key
11	Menu key 
12	Make Call key 




Answering calls

Press  or the **Answer** soft key. The three LEDs flash green when the phone rings.

Making a call

You can dial a phone number with a dial tone or without a dial tone.

To dial a phone number with a dial tone:

1. Press  or the **New Call** soft key.
2. Enter the phone number of the party you want to call.
3. Press the **Send** soft key.

To dial a phone number without a dial tone:

1. Enter the phone number of the party you want to call, and then press the **Dial** soft key.

To place a call on hold

1. During a call, press the **Hold** soft key. The console LEDs flash red to indicate that a call is on hold.