








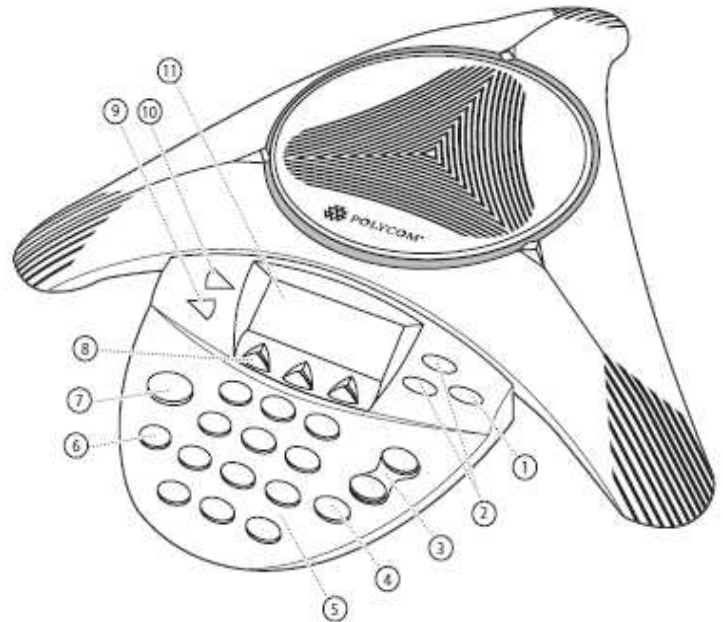



## Using the Keypad

1	Select key 
2	Scroll keys 
3	Volume keys 
4	Mute key 
5	Dial pad keys
6	Redial key 
7	Call key 
8	Soft keys 
9	Exit key 
10	Menu key 
11	LCD graphic display




## Answering calls

Press  or the **Answer** soft key. The three LEDs flash green when the phone rings.

## Making a call

You can dial a phone number with a dial tone or without a dial tone.

To dial a phone number with a dial tone:

1. Press  or the **New Call** soft key.
2. Enter the phone number of the party you want to call.
3. Press the **Send** soft key.

To dial a phone number without a dial tone:

1. Enter the phone number of the party you want to call, and then press the **Dial** soft key.

## To place a call on hold

1. During a call, press the **Hold** soft key. The console LEDs flash red to indicate that a call is on hold.